

Exam Questions 200-301

Cisco Certified Network Associate

<https://www.2passeasy.com/dumps/200-301/>



NEW QUESTION 1

When configuring IPv6 on an interface, which two IPv6 multicast groups are joined? (Choose two)

- A. 2000::/3
- B. 2002::5
- C. FC00::/7
- D. FF02::1
- E. FF02::2

Answer: DE

NEW QUESTION 2

Which option about JSON is true?

- A. uses predefined tags or angle brackets () to delimit markup text
- B. used to describe structured data that includes arrays
- C. used for storing information
- D. similar to HTML, it is more verbose than XML

Answer: B

NEW QUESTION 3

Which set of action satisfy the requirement for multifactor authentication?

- A. The user swipes a key fob, then clicks through an email link
- B. The user enters a user name and password, and then clicks a notification in an authentication app on a mobile device
- C. The user enters a PIN into an RSA token, and then enters the displayed RSA key on a login screen
- D. The user enters a user name and password and then re-enters the credentials on a second screen

Answer: A

NEW QUESTION 4

Which two capacities of Cisco DNA Center make it more extensible? (Choose two)

- A. adapters that support all families of Cisco IOS software
- B. SDKs that support interaction with third-party network equipment
- C. customized versions for small, medium, and large enterprises
- D. REST APIs that allow for external applications to interact natively with Cisco DNA Center
- E. modular design that is upgradable as needed

Answer: BD

NEW QUESTION 5

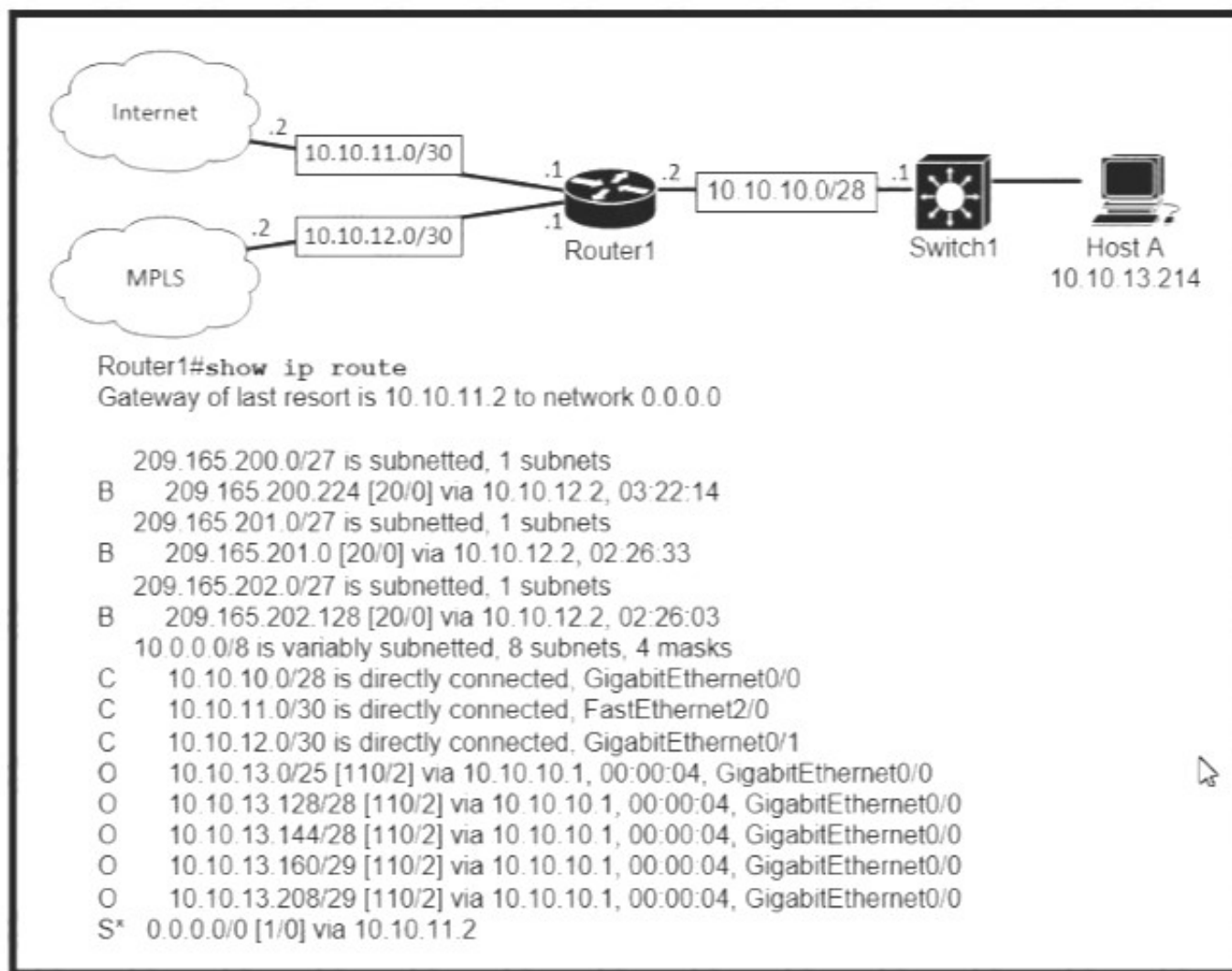
Which type of wireless encryption is used for WPA2 in preshared key mode?

- A. TKIP with RC4
- B. RC4
- C. AES-128
- D. AES-256

Answer: D

NEW QUESTION 6

Refer to the exhibit.



Which prefix does Router 1 use for traffic to Host A?

- A. 10.10.10.0/28
- B. 10.10.13.0/25
- C. 10.10.13.144/28
- D. 10.10.13.208/29

Answer: C

NEW QUESTION 7

In Which way does a spine and-leaf architecture allow for scalability in a network when additional access ports are required?

- A. A spine switch and a leaf switch can be added with redundant connections between them
- B. A spine switch can be added with at least 40 GB uplinks
- C. A leaf switch can be added with a single connection to a core spine switch.
- D. A leaf switch can be added with connections to every spine switch

Answer: D

NEW QUESTION 8

Which two actions are performed by the Weighted Random Early Detection mechanism? (Choose two)

- A. It drops lower-priority packets before it drops higher-priority packets
- B. It can identify different flows with a high level of granularity
- C. It guarantees the delivery of high-priority packets
- D. It can mitigate congestion by preventing the queue from filling up
- E. IT supports protocol discovery

Answer: BD

NEW QUESTION 9

Which configuration is needed to generate an RSA key for SSH on a router?

- A. Configure the version of SSH
- B. Configure VTY access.
- C. Create a user with a password.
- D. Assign a DNS domain name

Answer: B

NEW QUESTION 10

Refer to Exhibit.

```
SW2
vtp domain cisco
vtp mode transparent
vtp password ciscotest
interface fastethernet0/1
  description connection to sw1
  switchport mode trunk
  switchport trunk encapsulation dot1q
```

How does SW2 interact with other switches in this VTP domain?

- A. It processes VTP updates from any VTP clients on the network on its access ports.
- B. It receives updates from all VTP servers and forwards all locally configured VLANs out all trunk ports
- C. It forwards only the VTP advertisements that it receives on its trunk ports.
- D. It transmits and processes VTP updates from any VTP Clients on the network on its trunk ports

Answer: C

NEW QUESTION 10

Which two encoding methods are supported by REST APIs? (Choose two)

- A. YAML
- B. JSON
- C. EBCDIC
- D. SGML
- E. XML

Answer: AE

NEW QUESTION 15

Router A learns the same route from two different neighbors, one of the neighbor routers is an OSPF neighbor and the other is an EIGRP neighbor. What is the administrative distance of the route that will be installed in the routing table?

- A. 20
- B. 90
- C. 110
- D. 115

Answer: B

NEW QUESTION 16

Refer to the exhibit.

```
ip arp inspection vlan 5-10
interface fastethernet 0/1
  switchport mode access
  switchport access vlan 5
```

What is the effect of this configuration?

- A. All ARP packets are dropped by the switch
- B. Egress traffic is passed only if the destination is a DHCP server.
- C. All ingress and egress traffic is dropped because the interface is untrusted
- D. The switch discard all ingress ARP traffic with invalid MAC-to-IP address bindings.

Answer: D

NEW QUESTION 17

Refer to the exhibit.

```
R2#show ip nat translations
Pro Inside global      Inside local    Outside local   Outside global
tcp 172.23.104.3:43268  10.4.4.4:43268  172.23.103.10:23 172.23.103.10:23
tcp 172.23.104.4:45507  10.4.4.5:45507  172.23.103.10:80 172.23.103.10:80
```

An engineer configured NAT translations and has verified that the configuration is correct. Which IP address is the source IP?

- A. 10.4.4.4
- B. 10.4.4.5
- C. 172.23.103.10
- D. 172.23.104.4

Answer: C

NEW QUESTION 19

Refer to the exhibit.

```
R1# show ip route

D    192.168.16.0/26 [90/2679326] via 192.168.1.1
R    192.168.16.0/24 [120/3] via 192.168.1.2
O    192.168.16.0/21 [110/2] via 192.168.1.3
i L1 192.168.16.0/27 [115/30] via 192.168.1.4
```

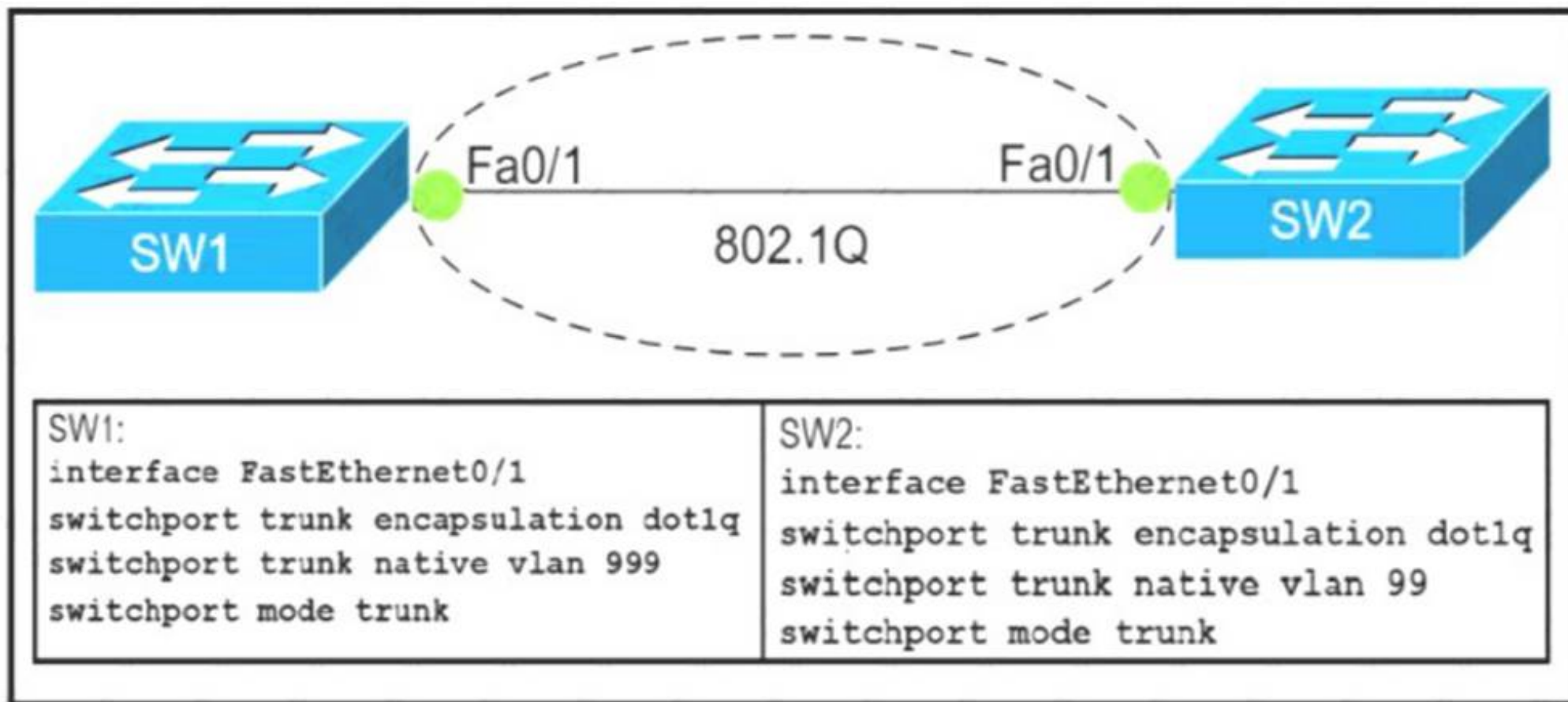
Which route does R1 select for traffic that is destined to 192.168.16.2?

A. A.-192.168.16.0/21 B. 192.168.16.0/24 C. 192.168.16.0/26 D. 192.168.16.0/27

Answer: B

NEW QUESTION 21

Refer to Exhibit.



Which action do the switches take on the trunk link?

- A. The trunk does not form and the ports go into an err-disabled status.
- B. The trunk forms but the mismatched native VLANs are merged into a single broadcast domain.
- C. The trunk does not form, but VLAN 99 and VLAN 999 are allowed to traverse the link.
- D. The trunk forms but VLAN 99 and VLAN 999 are in a shutdown state.

Answer: C

NEW QUESTION 26

Which command is used to specify the delay time in seconds for LLDP to initialize on any interface?

- A. lldp timer
- B. lldp holdtime
- C. lldp reinit
- D. lldp tlv-select

Answer: D

NEW QUESTION 30

Refer to the exhibit.


```
Designated Router (ID) 10.11.11.11, Interface address 10.10.10.1
Backup Designated router (ID) 10.3.3.3, Interface address 10.10.10.3
Timer intervals configured, Hello 10, Dead 40, Wait 40, Retransmit 5
oob-resync timeout 40
Hello due in 00:00:08
Supports Link-local Signaling (LLS)
Cisco NSF helper support enabled
IETF NSF helper support enabled
Index 1/1/1, flood queue length 0
Next 0x0(0)/0x0(0)/0x0(0)
Last flood scan length is 1, maximum is 6
Last flood scan time is 0 msec, maximum is 1 msec
Neighbor Count is 3, Adjacent neighbor count is 3
Adjacent with neighbor 10.1.1.4
Adjacent with neighbor 10.2.2.2
Adjacent with neighbor 10.3.3.3 (Backup Designated Router)
Suppress hello for 0 neighbor(s)
```

The show ip ospf interface command has been executed on R1. How is OSPF configured?

- A. The interface is not participating in OSPF
- B. A point-to-point network type is configured
- C. The default Hello and Dead timers are in use
- D. There are six OSPF neighbors on this interface

Answer: A

NEW QUESTION 35

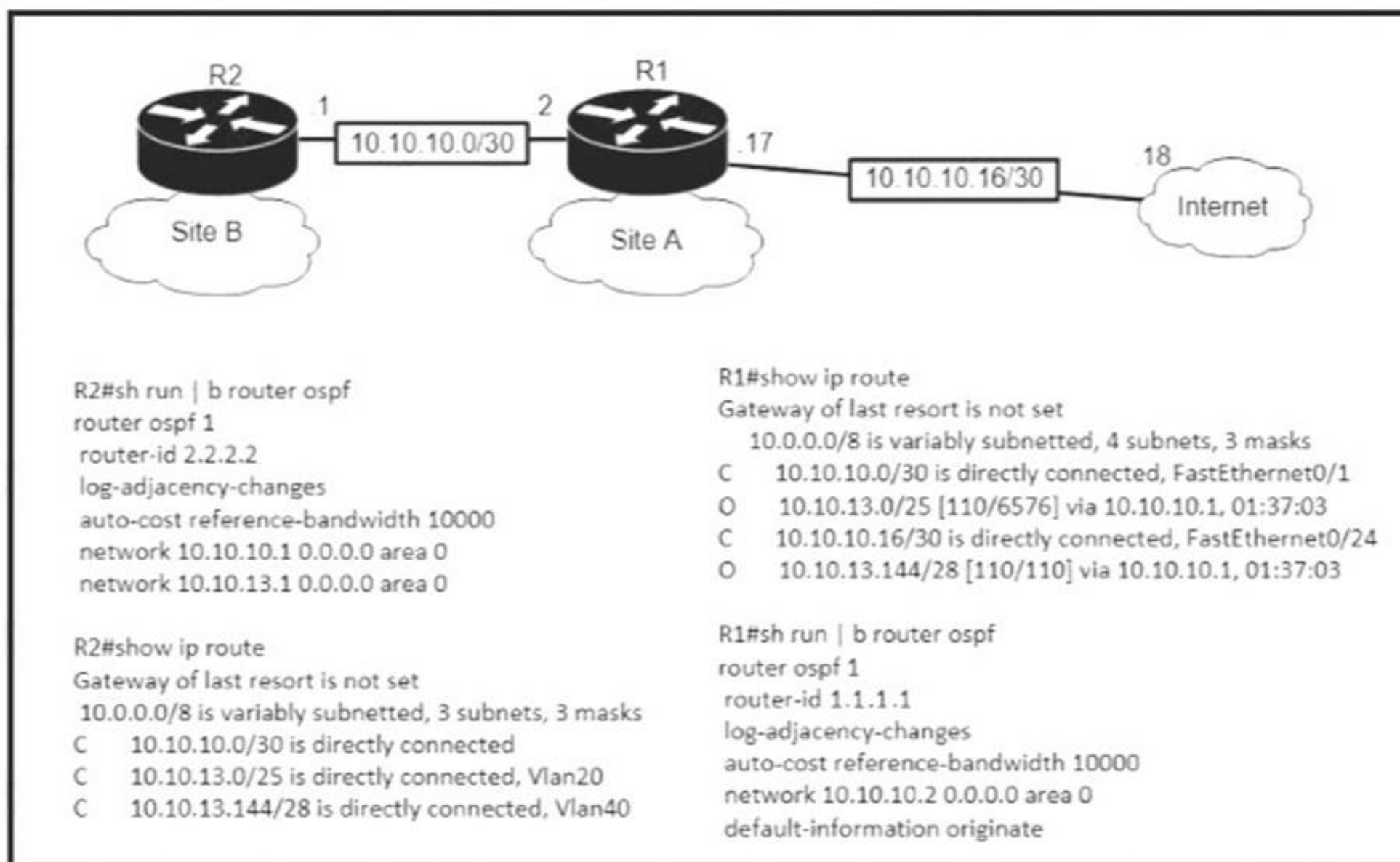
An engineer is asked to protect unused ports that are configured in the default VLAN on a switch. Which two steps will fulfill the request? (Choose two)

- A. Configure the ports in an EtherChannel.
- B. Administratively shut down the ports
- C. Configure the port type as access and place in VLAN 99
- D. Configure the ports as trunk ports
- E. Enable the Cisco Discovery Protocol

Answer: AD

NEW QUESTION 38

Refer to the exhibit.



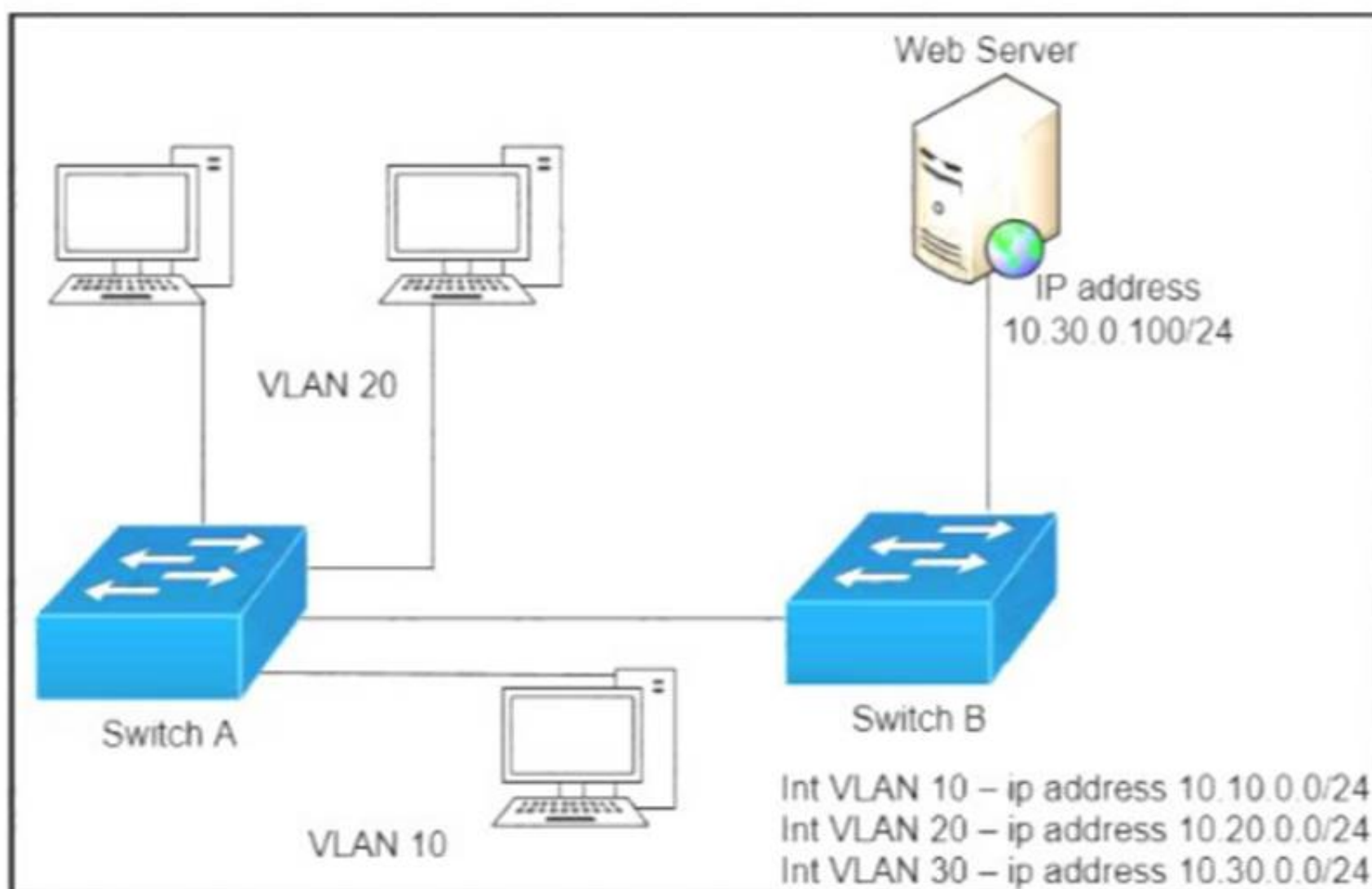
An engineer is bringing up a new circuit to the MPLS provider on the Gi0/1 interface of Router1. The new circuit uses eBGP and teams the route to VLAN25 from the BGP path. What is the expected behavior for the traffic flow for route 10.10.13.0/25?

- A. Traffic to 10.10.13.0/25 is load balanced out of multiple interfaces
- B. Route 10.10.13.0/25 is updated in the routing table as being learned from interface Gi0/1.
- C. Traffic to 10.10.13.0/25 is asymmetrical
- D. Route 10.10.13.0/25 learned via the Gi0/0 interface remains in the routing table

Answer: D

NEW QUESTION 43

Refer to the exhibit.



A network engineer must block access for all computers on VLAN 20 to the web server via HTTP. All other computers must be able to access the web server. Which configuration, when applied to switch A, accomplishes this task?

```
config t
ip access-list extended wwwblock
deny tcp any host 10.30.0.100 eq 80
int vlan 10
ip access-group wwwblock in
```

```
config t
ip access-list extended wwwblock
deny tcp any host 10.30.0.100 eq 80
permit ip any any
int vlan 20
ip access-group wwwblock in
```

```
config t
ip access-list extended wwwblock
permit ip any any
deny tcp any host 10.30.0.100 eq 80
int vlan 30
ip access-group wwwblock in
```

```
config t
ip access-list extended wwwblock
permit ip any any
deny tcp any host 10.30.0.100 eq 80
int vlan 20
ip access-group wwwblock in
```

- A. Option A
- B. Option B
- C. Option C
- D. Option D

Answer: B

NEW QUESTION 46

Which mode allows access points to be managed by Cisco Wireless LAN Controllers?

- A. autonomous
- B. lightweight
- C. bridge
- D. mobility express

Answer: B

NEW QUESTION 49

Refer to the exhibit.

Router#

Capability Codes: R - Router, T - Trans Bridge, B - Source Route Bridge
 S - Switch, H - Host, I - IGMP, r - Repeater, P - Phone,
 D - Remote, C - CVTA, M - Two-port Mac Relay

Device ID	Local Intrfce	Holdtme	Capability	Platform	Port ID
10.1.1.2	Gig 37/3	176	R I	CPT 600	Gig 36/41
10.1.1.2	Gig 37/1	174	R I	CPT 600	Gig 36/43
10.1.1.2	Gig 36/41	134	R I	CPT 600	Gig 37/3
10.1.1.2	Gig 36/43	134	R I	CPT 600	Gig 37/1
10.1.1.2	Ten 3/2	132	R I	CPT 600	Ten 4/2
10.1.1.2	Ten 4/2	174	R I	CPT 600	Ten 3/2

Which command provides this output?

- A. show ip route

- B. show ip interface
- C. show interface
- D. show cdp neighbor

Answer: D

NEW QUESTION 54

Drag and drop the IPv4 network subnets from the left onto the correct usable host ranges on the right

172.28.228.144/18	172.28.228.1 - 172.28.229.254
172.28.228.144/21	172.28.224.1 - 172.28.231.254
172.28.228.144/23	172.28.228.129 - 172.28.228.254
172.28.228.144/25	172.28.228.145 - 172.28.228.150
172.28.228.144/29	172.28.192.1 - 172.28.255.254

- A. Mastered
- B. Not Mastered

Answer: A

Explanation:

172.28.228.144/18	172.28.228.144/21
172.28.228.144/21	172.28.228.144/29
172.28.228.144/23	172.28.228.144/23
172.28.228.144/25	172.28.228.144/25
172.28.228.144/29	172.28.228.144/18

NEW QUESTION 56

Which network allows devices to communicate without the need to access the Internet?

- A. 1729.0.0/16
- B. 172.28.0.0/16
- C. 192.0.0.0/8
- D. 209.165.201.0/24

Answer: D

NEW QUESTION 58

Which mode must be used to configure EtherChannel between two switches without using a negotiation protocol?

- A. on
- B. auto

- C. active
- D. desirable

Answer: D

NEW QUESTION 61

Drag and drop the WLAN components from the left onto the correct descriptions on the right.

access point	
virtual interface	
dynamic interface	
service port	
wireless LAN controller	

- A. Mastered
- B. Not Mastered

Answer: A

Explanation:

- 5:1
- 1:2
- 2:4
- 4:3
- 3:5

NEW QUESTION 62

Which statement about Link Aggregation when implemented on a Cisco Wireless LAN Controller is true?

- A. To pass client traffic two or more ports must be configured.
- B. The EtherChannel must be configured in "mode active"
- C. When enabled the WLC bandwidth drops to 500 Mbps
- D. One functional physical port is needed to pass client traffic

Answer: C

NEW QUESTION 67

.....

THANKS FOR TRYING THE DEMO OF OUR PRODUCT

Visit Our Site to Purchase the Full Set of Actual 200-301 Exam Questions With Answers.

We Also Provide Practice Exam Software That Simulates Real Exam Environment And Has Many Self-Assessment Features. Order the 200-301 Product From:

<https://www.2passeasy.com/dumps/200-301/>

Money Back Guarantee

200-301 Practice Exam Features:

- * 200-301 Questions and Answers Updated Frequently
- * 200-301 Practice Questions Verified by Expert Senior Certified Staff
- * 200-301 Most Realistic Questions that Guarantee you a Pass on Your FirstTry
- * 200-301 Practice Test Questions in Multiple Choice Formats and Updatesfor 1 Year