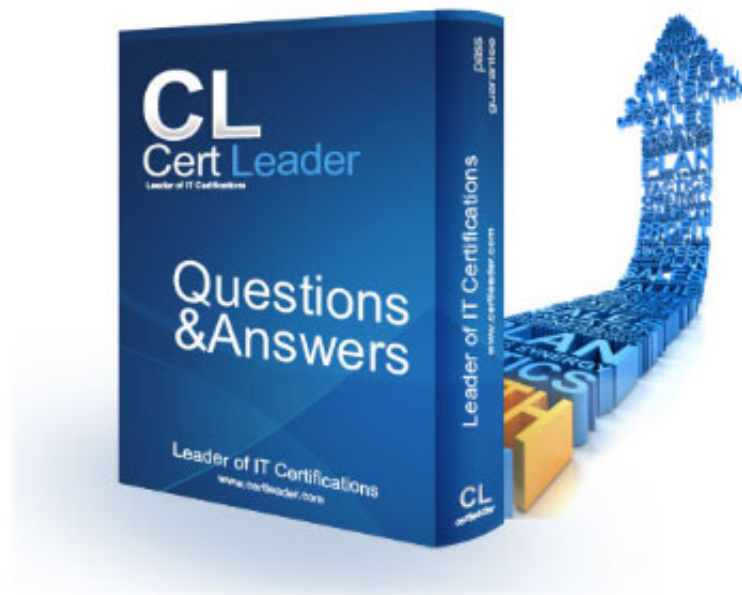


AZ-104 Dumps

Microsoft Azure Administrator (beta)

<https://www.certleader.com/AZ-104-dumps.html>



NEW QUESTION 1

- (Exam Topic 1)

You need to recommend a solution to automate the configuration for the finance department users. The solution must meet the technical requirements. What should you include in the recommended?

- A. Azure AP B2C
- B. Azure AD Identity Protection
- C. an Azure logic app and the Microsoft Identity Management (MIM) client
- D. dynamic groups and conditional access policies

Answer: D

Explanation:

Scenario: Ensure Azure Multi-Factor Authentication (MFA) for the users in the finance department only.

The recommendation is to use conditional access policies that can then be targeted to groups of users, specific applications, or other conditions.

References:

<https://docs.microsoft.com/en-us/azure/active-directory/authentication/howto-mfa-userstates>

NEW QUESTION 2

- (Exam Topic 1)

You need to meet the technical requirement for VM4. What should you create and configure?

- A. an Azure Notification Hub
- B. an Azure Event Hub
- C. an Azure Logic App
- D. an Azure services Bus

Answer: B

Explanation:

Scenario: Create a workflow to send an email message when the settings of VM4 are modified.

You can start an automated logic app workflow when specific events happen in Azure resources or third-party resources. These resources can publish those events to an Azure event grid. In turn, the event grid pushes those events to subscribers that have queues, webhooks, or event hubs as endpoints. As a subscriber, your logic app can wait for those events from the event grid before running automated workflows to perform tasks - without you writing any code.

References:

<https://docs.microsoft.com/en-us/azure/event-grid/monitor-virtual-machine-changes-event-grid-logic-app>

NEW QUESTION 3

- (Exam Topic 1)

You need to the appropriate sizes for the Azure virtual for Server2.

What should you do? To answer, select the appropriate options in the answer area. NOTE: Each correct selection is worth one point.

From the Azure portal:

	▼
Create an Azure Migrate project.	
Create a Recovery Services vault.	
Upload a management certificate.	
Create an Azure Import/Export job.	

On Server2:

	▼
Enable Hyper-V Replica.	
Install the Azure File Sync agent.	
Create a collector virtual machine.	
Configure Hyper-V storage migration.	
Install the Azure Site Recovery Provider.	

- A. Mastered
- B. Not Mastered

Answer: A

Explanation:

Box 1: Create a Recovery Services vault

Create a Recovery Services vault on the Azure Portal. Box 2: Install the Azure Site Recovery Provider

Azure Site Recovery can be used to manage migration of on-premises machines to Azure. Scenario: Migrate the virtual machines hosted on Server1 and Server2 to Azure.

Server2 has the Hyper-V host role. References:

<https://docs.microsoft.com/en-us/azure/site-recovery/migrate-tutorial-on-premises-azure>

NEW QUESTION 4

- (Exam Topic 2)

You need to prepare the environment to meet the authentication requirements.

Which two actions should you perform? Each correct answer presents part of the solution.

NOTE: Each correct selection is worth one point.

- A. Allow inbound TCP port 8080 to the domain controllers in the Miami office.
- B. Add <http://autogon.microsoftazuread-sso.com> to the intranet zone of each client computer in the Miami office.
- C. Join the client computers in the Miami office to Azure AD.
- D. Install the Active Directory Federation Services (AD FS) role on a domain controller in the Miami office.
- E. Install Azure AD Connect on a server in the Miami office and enable Pass-through Authentication.

Answer: BE

Explanation:

B: You can gradually roll out Seamless SSO to your users. You start by adding the following Azure AD URL to all or selected users' Intranet zone settings by using Group Policy in Active Directory: <https://autologon.microsoftazuread-sso.com>

E: Seamless SSO works with any method of cloud authentication - Password Hash Synchronization or Pass-through Authentication, and can be enabled via Azure AD Connect.

References:

<https://docs.microsoft.com/en-us/azure/active-directory/hybrid/how-to-connect-sso-quick-start>

NEW QUESTION 5

- (Exam Topic 2)

You need to resolve the licensing issue before you attempt to assign the license again. What should you do?

- A. From the Groups blade, invite the user accounts to a new group.
- B. From the Profile blade, modify the usage location.
- C. From the Directory role blade, modify the directory role.

Answer: A

Explanation:

License cannot be assigned to a user without a usage location specified. Scenario: Licensing Issue

You attempt to assign a license in Azure to several users and receive the following error message: "Licenses not assigned. License agreement failed for one user."

You verify that the Azure subscription has the available licenses.

NEW QUESTION 6

- (Exam Topic 4)

Note: This question is part of a series of questions that present the same scenario. Each question in the series contains a unique solution that might meet the stated goals. Some question sets might have more than one correct solution, while others might not have a correct solution.

After you answer a question in this section, you will NOT be able to return to it. As a result, these questions will not appear in the review screen.

You have an Azure Active Directory (Azure AD) tenant named Adatum and an Azure Subscription named Subscription1. Adatum contains a group named Developers. Subscription1 contains a resource group named Dev.

You need to provide the Developers group with the ability to create Azure logic apps in the Dev resource group.

Solution: On Subscription1, you assign the DevTest Labs User role to the Developers group. Does this meet the goal?

- A. Yes
- B. No

Answer: B

Explanation:

DevTest Labs User role only lets you connect, start, restart, and shutdown virtual machines in your Azure DevTest Labs.

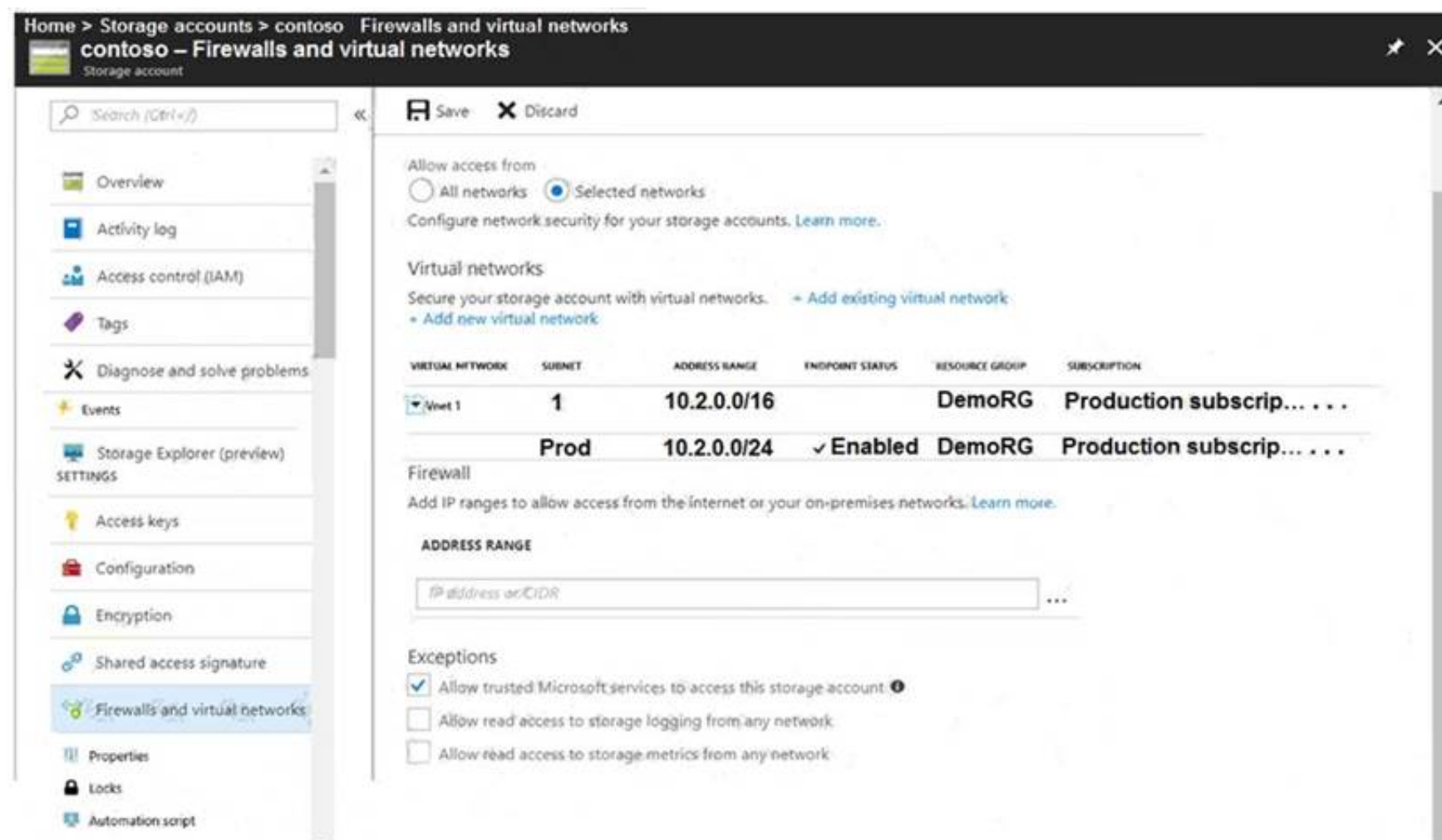
You would need the Logic App Contributor role. References:

<https://docs.microsoft.com/en-us/azure/role-based-access-control/built-in-roles> <https://docs.microsoft.com/en-us/azure/logic-apps/logic-apps-securing-a-logic-app>

NEW QUESTION 7

- (Exam Topic 4)

You have several Azure virtual machines on a virtual network named VNet1. You configure an Azure Storage account as shown in the following exhibit.



Use the drop-down menus to select the answer choice that completes each statement based on the information presented in the graphic.
NOTE: Each correct selection is worth one point.

The virtual machines on the 10.2.9.0/24 subnet will have network connectivity to the file shares in the storage account.

▼

always

during a backup

never

Azure Backup will be able to back up the unmanaged hard disks of the virtual machines in the storage account.

▼

always

during a backup

never

- A. Mastered
- B. Not Mastered

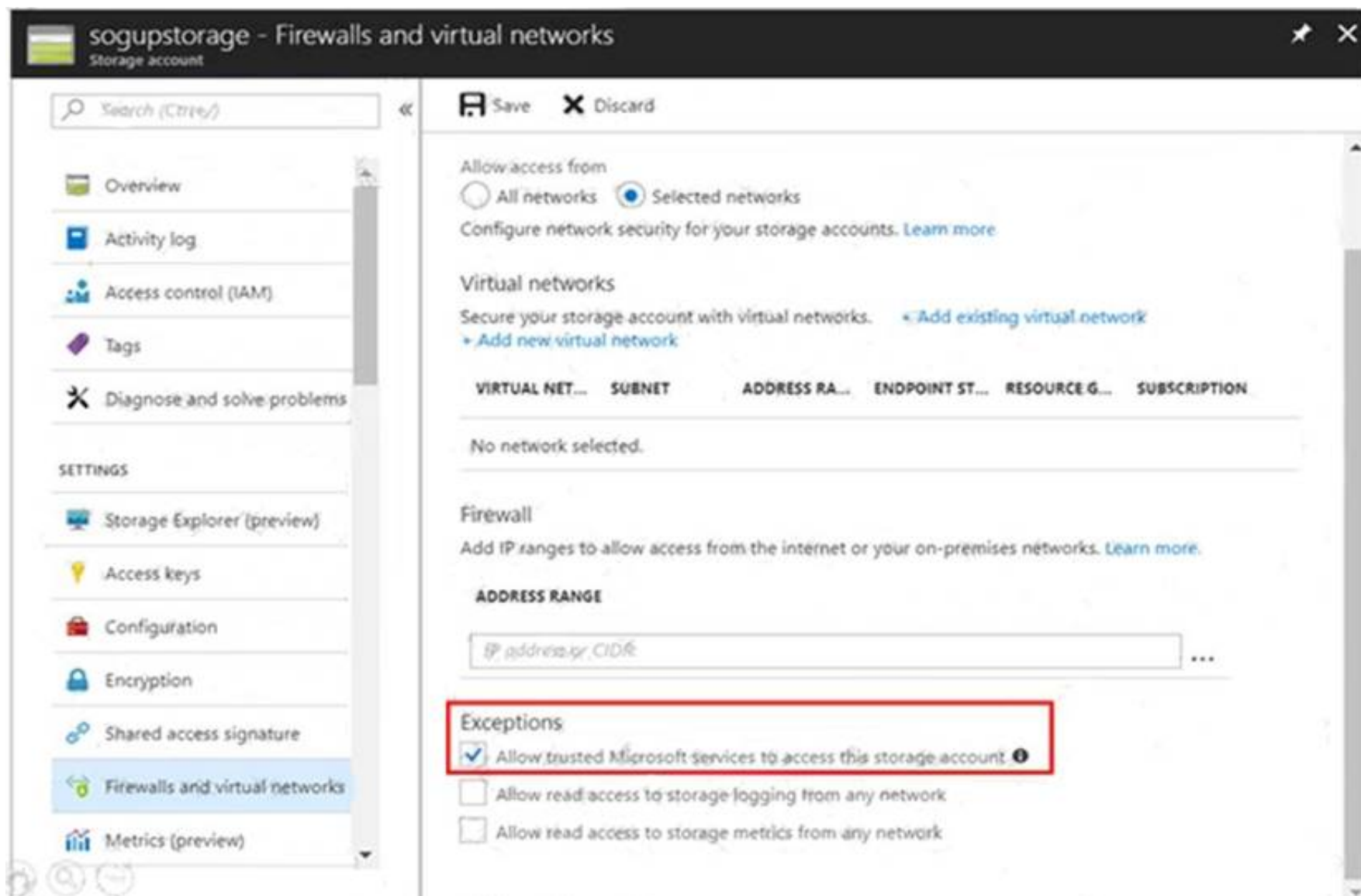
Answer: A

Explanation:

Box 1: always

Endpoint status is enabled. Box 2: Never

After you configure firewall and virtual network settings for your storage account, select Allow trusted Microsoft services to access this storage account as an exception to enable Azure Backup service to access the network restricted storage account.



Reference:

<https://docs.microsoft.com/en-us/azure/storage/files/storage-how-to-use-files-windows> <https://azure.microsoft.com/en-us/blog/azure-backup-now-supports-storage-accounts-secured-with-azure-storage>

NEW QUESTION 8

- (Exam Topic 4)

You have an Azure virtual machine named VM1 that runs Windows Server 2019. You sign in to VM1 as a user named User 1 and perform the following actions:

- * Create files on drive C.
- * Create files on drive D.
- * Modify the screen saver timeout.
- * Change the desktop background. You plan to redeploy VM1.

Which changes will be lost after you redeploy VM1?

- A. the modified screen saver timeout
- B. the new desktop background
- C. the new files on drive C
- D. The new files on drive D

Answer: D

NEW QUESTION 9

- (Exam Topic 4)

You have an Azure subscription that contains a virtual network named VNet1. VNet1 contains four subnets named Gateway, perimeter, NVA, and production. The NVA contains two network virtual appliances (NVAs) that will inspect network traffic between the perimeter subnet and the production subnet.

You need to implement an Azure load balancer for the NVAs. The solution must meet the following requirements:

- The NVAs must run in an active-active configuration that uses automatic failover.
- The NVA must load balance traffic to two services on the Production subnet. The services have different IP addresses.

Which three actions should you perform? Each correct answer presents part of the solution. NOTE: Each correct selection is worth one point.

- A. Add two load balancing rules that have HA Ports enabled and Floating IP disabled.
- B. Deploy a standard load balancer.
- C. Add a frontend IP configuration, two backend pools, and a health probe.
- D. Add a frontend IP configuration, a backend pool, and a health probe.
- E. Add two load balancing rules that have HA Ports and Floating IP enabled.
- F. Deploy a basic load balancer.

Answer: BCE

Explanation:

A standard load balancer is required for the HA ports.

-Two backend pools are needed as there are two services with different IP addresses.

-Floating IP rule is used where backend ports are reused.

NEW QUESTION 10

- (Exam Topic 4)

You have an Azure subscription named Subscription1.

You have 5 TB of data that you need to transfer to Subscription1. You plan to use an Azure Import/Export job. What can you use as the destination of the imported data?

- A. Azure Data Lake Store
- B. a virtual machine
- C. the Azure File Sync Storage Sync Service
- D. Azure Blob storage

Answer: D

Explanation:

Azure Import/Export service is used to securely import large amounts of data to Azure Blob storage and Azure Files by shipping disk drives to an Azure datacenter. The maximum size of an Azure Files Resource of a file share is 5 TB. Reference:
<https://docs.microsoft.com/en-us/azure/storage/common/storage-import-export-service>

NEW QUESTION 10

- (Exam Topic 4)

You have an Azure subscription that contains the following resources:

- 100 Azure virtual machines
- 20 Azure SQL databases
- 50 Azure file shares

You need to create a daily backup of all the resources by using Azure Backup. What is the minimum number of backup policies that you must create?

- A. 1
- B. 2
- C. 3
- D. 150
- E. 170

Answer: C

Explanation:

There is a limit of 100 VMs that can be associated to the same backup policy from portal. We recommend that for more than 100 VMs, create multiple backup policies with same schedule or different schedule.

One policy for VMS, one for SQL databases, and one for the file shares. References:

<https://docs.microsoft.com/en-us/azure/backup/backup-azure-vm-backup-faq>

NEW QUESTION 12

- (Exam Topic 4)

You have an Azure subscription that contains a user account named User1.

You need to ensure that User1 can assign a policy to the tenant root management group. What should you do?

- A. Assign the Owner role to User1, and then instruct User1 to configure access management for Azure resources.
- B. Assign the Global administrator role to User1, and then instruct User1 to configure access management for Azure resources.
- C. Assign the Global administrator role to User1, and then modify the default conditional access policies.
- D. Assign the Owner role to User1, and then modify the default conditional access policies.

Answer: A

NEW QUESTION 17

- (Exam Topic 4)

Note: This question is part of a series of questions that present the same scenario. Each question in the series contains a unique solution that might meet the stated goals. Some question sets might have more than one correct solution, while others might not have a correct solution.

After you answer a question in this section, you will NOT be able to return to it. As a result, these questions will not appear in the review screen.

You have an Azure subscription named Subscription1 that contains the resources shown in the following table.

Name	Type	Location	Resource group
RG1	Resource group	East US	<i>Not applicable</i>
RG2	Resource group	West Europe	<i>Not applicable</i>
RG3	Resource group	North Europe	<i>Not applicable</i>
VNET1	Virtual network	Central US	RG1
VM1	Virtual machine	West US	RG2

VM1 connects to a virtual network named VNET2 by using a network interface named NIC1. You need to create a new network interface named NIC2 for VM1.

Solution: You create NIC2 in RG2 and Central US. Does this meet the goal?

- A. Yes
- B. No

Answer: B

Explanation:

The virtual machine you attach a network interface to and the virtual network you connect it to must exist in the same location, here West US, also referred to as a

region.
References:
<https://docs.microsoft.com/en-us/azure/virtual-network/virtual-network-network-interface>

NEW QUESTION 19

- (Exam Topic 4)

You have an Azure subscription that contains a resource group named Test RG. You use TestRG to validate an Azure deployment. TestRG contains the following resources:

Name	Type	Description
VM1	Virtual Machine	VM1 is running and configured to back up to Vault1 daily.
VAULT1	Recovery Services Vault	Vault1 includes all backups of VM1.
VNET1	Virtual Network	VNET1 has a resource lock of type Delete.

You need to delete TestRG.
What should you do first?

- A. Modify the backup configurations of VM1 and modify the resource lock type of VNET1.
- B. Turn off VM1 and delete all data in Vault1.
- C. Remove the resource lock from VNET1 and delete all data in Vault1.
- D. Turn off VM1 and remove the resource lock from VNET1.

Answer: D

Explanation:

When you want to delete the resource, you first need to remove the lock. References:
<https://docs.microsoft.com/sv-se/azure/azure-resource-manager/management/lock-resources>

NEW QUESTION 20

- (Exam Topic 4)

You have a virtual network named VNet1 that has the configuration shown in the following exhibit.

```
PS C:\> Get-AzureRmVirtualNetwork -Name Vnet1 -ResourceGroupName Production

Name                : VNet1
ResourceGroupName   : Production
Location            : westus
Id                  : /subscriptions/14d26092-8e42-4ea7-b770-9dcef70fb1ea/resourceGroups/Production/providers/Microsoft.Network/virtualNetworks/VNet1
Etag                 : W/"76f7edd6-d022-455b-aeae-376059318e5d"
ResourceGuid        : 562696cc-b2ba-4cc5-9619-0a735d6c34c7
ProvisioningState    : Succeeded
Tags                :
AddressSpace         : {
                        "AddressPrefixes": [
                          "10.2.0.0/16"
                        ]
                      }
DhcpOptions          : {}
Subnets             : [
                        (
                          "Name": "default",
                          "Etag": "W/\\"76f7edd6-d022-455b-aeae-376059318e5d\\",
                          "Id": "/subscriptions/14d26092-8e42-4ea7-b770-9dcef70fb1ea/resourceGroups/Production/providers/Microsoft.Network/virtualNetworks/VNet1/subnets/default",
                          "AddressPrefix": "10.2.0.0/24",
                          "IpConfigurations": [],
                          "ResourceNavigationLinks": [],
                          "ServiceEndpoints": [],
                          "ProvisioningState": "Succeeded"
                        )
                      ]
VirtualNetworkPeerings : []
EnableDdosProtection : false
EnableVmProtection    : false
```

Use the drop-down menus to select the answer choice that completes each statement based on the information presented in the graphic.
NOTE: Each correct selection is worth one point.

Answer Area

Before a virtual machine on VNet1 can receive an IP address from 192.168.1.0/24, you must first [answer choice].

- add a network interface
- add a subnet
- add an address space
- delete a subnet
- delete an address space

Before a virtual machine on VNet1 can receive an IP address from 10.2.1.0/24, you must first [answer choice].

- add a network interface
- add a subnet
- add an address space
- delete a subnet
- delete an address space

- A. Mastered
- B. Not Mastered

Answer: A

Explanation:

Box 1: add a subnet
Your IaaS virtual machines (VMs) and PaaS role instances in a virtual network automatically receive a private IP address from a range that you specify, based on the subnet they are connected to. We need to add the 192.168.1.0/24 subnet.
Box 2: add a network interface
The 10.2.1.0/24 network exists. We need to add a network interface. References:
<https://docs.microsoft.com/en-us/azure/virtual-network/virtual-networks-static-private-ip-arm-portal>

NEW QUESTION 25

- (Exam Topic 4)
You have an Azure subscription that contains a storage account named account1.
You plan to upload the disk files of a virtual machine to account1 from your on-premises network. The on-premises network uses a public IP address space of 131.107.1.0/24.
You plan to use the disk files to provision an Azure virtual machine named VM1. VM1 will be attached to a virtual network named VNet1. VNet1 uses an IP address space of 192.168.0.0/24.
You need to configure account1 to meet the following requirements:

- Ensure that you can upload the disk files to account1.
- Ensure that you can attach the disks to VM1.
- Prevent all other access to account1.

Which two actions should you perform? Each correct selection presents part of the solution.
NOTE: Each correct selection is worth one point.

- A. From the Firewalls and virtual networks blade of account1, add the 131.107.1.0/24 IP address range.
- B. From the Firewalls and virtual networks blade of account1, select Selected networks.
- C. From the Firewalls and virtual networks blade of account1, add VNet1.
- D. From the Firewalls and virtual networks blade of account1, select Allow trusted Microsoft services to access this storage account.
- E. From the Service endpoints blade of VNet1, add a service endpoint.

Answer: BE

Explanation:

B: By default, storage accounts accept connections from clients on any network. To limit access to selected networks, you must first change the default action. Azure portal

- Navigate to the storage account you want to secure.
- Click on the settings menu called Firewalls and virtual networks.
- To deny access by default, choose to allow access from 'Selected networks'. To allow traffic from all networks, choose to allow access from 'All networks'.
- Click Save to apply your changes.

E: Grant access from a Virtual Network
Storage accounts can be configured to allow access only from specific Azure Virtual Networks. By enabling a Service Endpoint for Azure Storage within the Virtual Network, traffic is ensured an optimal route to the Azure Storage service. The identities of the virtual network and the subnet are also transmitted with each request.
References: <https://docs.microsoft.com/en-us/azure/storage/common/storage-network-security>

NEW QUESTION 26

- (Exam Topic 4)
You have the Azure virtual machines shown in the following table.

Name	IP address	Connected to
VM1	10.1.0.4	VNET1/Subnet1
VM2	10.1.10.4	VNET1/Subnet2
VM3	172.16.0.4	VNET2/SubnetA
VM4	10.2.0.8	VNET3/SubnetB

A DNS service is install on VM1.

You configure the DNS server settings for each virtual network as shown in the following exhibit.



You need to ensure that all the virtual machines can resolve DNS names by using the DNS service on VM1. What should you do?

- A. Add service endpoints on VNET2 and VNET3.
- B. Configure peering between VNET1, VNET2, and VNET3.
- C. Configure a conditional forwarder on VM1
- D. Add service endpoints on VNET1.

Answer: C

Explanation:

Reference:

<https://docs.microsoft.com/en-us/azure/virtual-network/virtual-networks-name-resolution-for-vms-and-role-insta>

NEW QUESTION 28

- (Exam Topic 4)

You plan to use the Azure Import/Export service to copy files to a storage account.

Which two files should you create before you prepare the drives for the import job? Each correct answer presents part of the solution.

NOTE: Each correct selection is worth one point.

- A. an XML manifest file
- B. a driveset CSV file
- C. a dataset CSV file
- D. a PowerShell PS1 file
- E. a JSON configuration file

Answer: BC

Explanation:

B: Modify the driveset.csv file in the root folder where the tool resides.

C: Modify the dataset.csv file in the root folder where the tool resides. Depending on whether you want to import a file or folder or both, add entries in the dataset.csv file

References: <https://docs.microsoft.com/en-us/azure/storage/common/storage-import-export-data-to-files>

NEW QUESTION 31

- (Exam Topic 4)

Note: This question is part of a series of questions that present the same scenario. Each question in the series contains a unique solution that might meet the stated goals. Some question sets might have more than one correct solution, while others might not have a correct solution.

After you answer a question in this section, you will NOT be able to return to it. As a result, these questions will not appear in the review screen.

You have an Azure Active Directory (Azure AD) tenant named Adatum and an Azure Subscription named Subscription1. Adatum contains a group named Developers. Subscription1 contains a resource group named Dev.

You need to provide the Developers group with the ability to create Azure logic apps in the Dev resource group.

Solution: On Dev, you assign the Logic App Contributor role to the Developers group. Does this meet the goal?

- A. Yes
- B. No

Answer: A

Explanation:

The Logic App Contributor role lets you manage logic app, but not access to them. It provides access to view, edit, and update a logic app.

References:

<https://docs.microsoft.com/en-us/azure/role-based-access-control/built-in-roles>

<https://docs.microsoft.com/en-us/azure/logic-apps/logic-apps-securing-a-logic-app>

NEW QUESTION 35

- (Exam Topic 4)

You have a Microsoft 365 tenant and an Azure Active Directory (Azure AD) tenant named contoso.com. You plan to grant three users named User1, User2, and User3 access to a temporary Microsoft SharePoint

document library named Library1.

You need to create groups for the users. The solution must ensure that the groups are deleted automatically after 180 days.

Which two groups should you create? Each correct answer presents a complete solution. NOTE: Each correct selection is worth one point.

- A. a Security group that uses the Assigned membership type
- B. an Office 365 group that uses the Assigned membership type
- C. an Office 365 group that uses the Dynamic User membership type
- D. a Security group that uses the Dynamic User membership type
- E. a Security group that uses the Dynamic Device membership type

Answer: BC

Explanation:

You can set expiration policy only for Office 365 groups in Azure Active Directory (Azure AD).

Note: With the increase in usage of Office 365 Groups, administrators and users need a way to clean up unused groups. Expiration policies can help remove inactive groups from the system and make things cleaner.

When a group expires, all of its associated services (the mailbox, Planner, SharePoint site, etc.) are also deleted.

You can set up a rule for dynamic membership on security groups or Office 365 groups.

NEW QUESTION 36

- (Exam Topic 4)

You have an Azure Linux virtual machine that is protected by Azure Backup. One week ago, two files were deleted from the virtual machine.

You need to restore the deleted files to an on-premises computer as quickly as possible.

Which four actions should you perform in sequence? To answer, move the appropriate actions from the list of actions to the answer area and arrange them in the correct order.

Actions

Mount a VHD.

Copy the files by using File Explorer.

Download and run a script.

Select a restore point.

Copy the files by using AzCopy.

From the Azure portal, click **Restore VM** from the vault.

From the Azure portal, click **File Recovery** from the vault.

>

<

Answer Area

- A. Mastered
- B. Not Mastered

Answer: A

Explanation:

To restore files or folders from the recovery point, go to the virtual machine and choose the desired recovery point.

Step 0. In the virtual machine's menu, click Backup to open the Backup dashboard. Step 1. In the Backup dashboard menu, click File Recovery.

Step 2. From the Select recovery point drop-down menu, select the recovery point that holds the files you want. By default, the latest recovery point is already selected.

Step 3: To download the software used to copy files from the recovery point, click Download Executable (for Windows Azure VM) or Download Script (for Linux Azure VM, a python script is generated).

Step 4: Copy the files by using AzCopy

AzCopy is a command-line utility designed for copying data to/from Microsoft Azure Blob, File, and Table storage, using simple commands designed for optimal performance. You can copy data between a file system and a storage account, or between storage accounts.

References:

<https://docs.microsoft.com/en-us/azure/backup/backup-azure-restore-files-from-vm> <https://docs.microsoft.com/en-us/azure/storage/common/storage-use-azcopy>

NEW QUESTION 41

- (Exam Topic 4)

You have a sync group that has the endpoints shown in the following table.

Name	Type
Endpoint1	Cloud endpoint
Endpoint2	Server endpoint
Endpoint3	Server endpoint

Cloud tiering is enabled for Endpoint3.

You add a file named File1 to Endpoint1 and a file named File2 to Endpoint2.

You need to identify on which endpoints File1 and File2 will be available within 24 hours of adding the files. What should you identify? To answer, select the appropriate options in the answer area.

NOTE: Each correct selection is worth one point.

File1:

	▼
Endpoint1only	
Endpoint3 only	
Endpoint2 and Endpoint3 only	
Endpoint1, Endpoint2, and Endpoint3	

File2:

	▼
Endpoint1only	
Endpoint3 only	
Endpoint2 and Endpoint3 only	
Endpoint1, Endpoint2, and Endpoint3	

- A. Mastered
- B. Not Mastered

Answer: A

Explanation:

File1: Endpoint3 only

Cloud Tiering: A switch to enable or disable cloud tiering. When enabled, cloud tiering will tier files to your Azure file shares. This converts on-premises file shares into a cache, rather than a complete copy of the dataset, to help you manage space efficiency on your server. With cloud tiering, infrequently used or accessed files can be tiered to Azure Files.

File2: Endpoint1, Endpoint2, and Endpoint3 References:

<https://docs.microsoft.com/en-us/azure/storage/files/storage-sync-cloud-tiering>

NEW QUESTION 43

- (Exam Topic 4)

You have an Azure subscription that contains the following users in an Azure Active Directory tenant named contoso.onmicrosoft.com:

Name	Role	Scope
User1	Global administrator	Azure Active Directory
User2	Global administrator	Azure Active Directory
User3	User administrator	Azure Active Directory
User4	Owner	Azure Subscription

User1 creates a new Azure Active Directory tenant named external.contoso.onmicrosoft.com. You need to create new user accounts in external.contoso.com.onmicrosoft.com.

Solution: You instruct User1 to create the user accounts.

- A. Yes
- B. No

Answer: A

Explanation:

Only a global administrator can add users to this tenant. References:

<https://docs.microsoft.com/en-us/azure/devops/organizations/accounts/add-users-to-azure-ad>

NEW QUESTION 47

- (Exam Topic 4)

Note: This question is part of a series of questions that present the same scenario. Each question in the series contains a unique solution that might meet the stated goals. Some question sets might have more than one correct solution, while others might not have a correct solution.

After you answer a question in this section, you will NOT be able to return to it. As a result, these questions will not appear in the review screen.

You have an Azure subscription that contains the following resources:

- A virtual network that has a subnet named Subnet1
- Two network security groups (NSGs) named NSG-VM1 and NSG-Subnet1
- A virtual machine named VM1 that has the required Windows Server configurations to allow Remote Desktop connections

NSG-Subnet1 has the default inbound security rules only.

NSG-VM1 has the default inbound security rules and the following custom inbound security rule:

- Priority: 100
- Source: Any

- Source port range: *
- Destination: *
- Destination port range: 3389
- Protocol: UDP
- Action: Allow

VM1 connects to Subnet1. NSG1-VM1 is associated to the network interface of VM1. NSG-Subnet1 is associated to Subnet1.

You need to be able to establish Remote Desktop connections from the internet to VM1.

Solution: You add an inbound security rule to NSG-Subnet1 that allows connections from the Internet source to the VirtualNetwork destination for port range 3389 and uses the UDP protocol.

Does this meet the goal?

- A. Yes
- B. No

Answer: B

NEW QUESTION 48

- (Exam Topic 4)

You have an Azure Active Directory (Azure AD) tenant named contoso.com. Multi-factor authentication (MFA) is enabled for all users.

You need to provide users with the ability to bypass MFA for 10 days on devices to which they have successfully signed in by using MFA.

What should you do?

- A. From the multi-factor authentication page, configure the users' settings.
- B. From Azure AD, create a conditional access policy.
- C. From the multi-factor authentication page, configure the service settings.
- D. From the MFA blade in Azure AD, configure the MFA Server settings.

Answer: C

Explanation:

Enable remember Multi-Factor Authentication

- Sign in to the Azure portal.
- On the left, select Azure Active Directory > Users.
- Select Multi-Factor Authentication.
- Under Multi-Factor Authentication, select service settings.
- On the Service Settings page, manage remember multi-factor authentication, select the Allow users to remember multi-factor authentication on devices they trust option.
- Select Save.

References:

<https://docs.microsoft.com/en-us/azure/active-directory/authentication/howto-mfa-mfasettings>

NEW QUESTION 53

- (Exam Topic 4)

Note: This question is part of a series of questions that present the same scenario. Each question in the series contains a unique solution that might meet the stated goals. Some question sets might have more than one correct solution, while others might not have a correct solution.

After you answer a question in this section, you will NOT be able to return to it. As a result, these questions will not appear in the review screen.

You have an Azure subscription that contains the following resources:

- A virtual network that has a subnet named Subnet1
- Two network security groups (NSGs) named NSG-VM1 and NSG-Subnet1
- A virtual machine named VM1 that has the required Windows Server configurations to allow Remote Desktop connections

NSG-Subnet1 has the default inbound security rules only.

NSG-VM1 has the default inbound security rules and the following custom inbound security rule:

- Priority: 100
- Source: Any
- Source port range: *
- Destination: *
- Destination port range: 3389
- Protocol: UDP
- Action: Allow

VM1 connects to Subnet1. NSG1-VM1 is associated to the network interface of VM1. NSG-Subnet1 is associated to Subnet1.

You need to be able to establish Remote Desktop connections from the internet to VM1.

Solution: You modify the custom rule for NSG-VM1 to use the internet as a source and TCP as a protocol. Does this meet the goal?

- A. Yes
- B. No

Answer: A

Explanation:

The default port for RDP is TCP port 3389. A rule to permit RDP traffic must be created automatically when you create your VM.

Note on NSG-Subnet1: Azure routes network traffic between all subnets in a virtual network, by default. References:

<https://docs.microsoft.com/en-us/azure/virtual-machines/troubleshooting/troubleshoot-rdp-connection>

NEW QUESTION 58

- (Exam Topic 4)

You have peering configured as shown in the following exhibit.

Virtual networks		vNET6 - Peerings	
+ Add Edit columns More		+ Add	
Filter by name...		Search peerings	
NAME		NAME PEERING STATUS PEER GATEWAY TRANSIT	
test1-vnet		peering1 Disconnected vNET1 Enabled ...	
testVNET1		peering2 Disconnected vNET2 Disabled ...	
vNET1			
vNET2			
vNET3			
vNET4			
vNET5			
vNET6			

Use the drop-down menus to select the answer choice that completes each statement based on the information presented in the graphic.
NOTE: Each correct selection is worth one point.

Answer Area

Hosts on vNET6 can communicate with hosts on [answer choice].

vNET6 only
vNET6 and vNET1 only
vNET6, vNET1, and vNET2 only
all the virtual networks in the subscription

To change the status of the peering connection to vNET1 to Connected, you must first [answer choice].

add a service endpoint
add a subnet
delete peering1
modify the address space

- A. Mastered
B. Not Mastered

Answer: A

Explanation:

Box 1: vNET6 only

Box 2: Modify the address space

The virtual networks you peer must have non-overlapping IP address spaces. References:

<https://docs.microsoft.com/en-us/azure/virtual-network/virtual-network-manage-peering#requirements-and-cons>

NEW QUESTION 62

- (Exam Topic 4)

Note: This question is part of a series of questions that present the same scenario. Each question in the series contains a unique solution that might meet the stated goals. Some question sets might have more than one correct solution, while others might not have a correct solution.

After you answer a question in this section, you will NOT be able to return to it. As a result, these questions will not appear in the review screen.

You have a computer named Computer1 that has a point-to-site VPN connection to an Azure virtual network named VNet1. The point-to-site connection uses a self-signed certificate.

From Azure, you download and install the VPN client configuration package on a computer named Computer2.

You need to ensure that you can establish a point-to-site VPN connection to VNet1 from Computer2. Solution: You modify the Azure Active Directory (Azure AD) authentication policies.

Does this meet this goal?

- A. Yes
B. No

Answer: B

NEW QUESTION 66

- (Exam Topic 4)

Note: This question is part of a series of questions that present the same scenario. Each question in the series contains a unique solution that might meet the stated goals. Some question sets might have more than one correct solution, while others might not have a correct solution.

After you answer a question in this section, you will NOT be able to return to it. As a result, these questions will not appear in the review screen.

You have an Azure subscription that contains the following resources:

- A virtual network that has a subnet named Subnet1
- Two network security groups (NSGs) named NSG-VM1 and NSG-Subnet1
- A virtual machine named VM1 that has the required Windows Server configurations to allow Remote Desktop connections

NSG-Subnet1 has the default inbound security rules only.

NSG-VM1 has the default inbound security rules and the following custom inbound security rule:

- Priority: 100
- Source: Any
- Source port range: *
- Destination: *
- Destination port range: 3389
- Protocol: UDP
- Action: Allow

VM1 connects to Subnet1. NSG1-VM1 is associated to the network interface of VM1. NSG-Subnet1 is associated to Subnet1.

You need to be able to establish Remote Desktop connections from the internet to VM1.

Solution: You add an inbound security rule to NSG-Subnet1 and NSG-VM1 that allows connections from the internet source to the VirtualNetwork destination for port range 3389 and uses the TCP protocol.

Does this meet the goal?

- A. Yes
- B. No

Answer: A

Explanation:

The default port for RDP is TCP port 3389. A rule to permit RDP traffic must be created automatically when you create your VM.

Note on NSG-Subnet1: Azure routes network traffic between all subnets in a virtual network, by default. References:

<https://docs.microsoft.com/en-us/azure/virtual-machines/troubleshooting/troubleshoot-rdp-connection>

NEW QUESTION 67

- (Exam Topic 4)

Note: This question is part of a series of questions that present the same scenario. Each question in the series contains a unique solution that might meet the stated goals. Some question sets might have more than one correct solution, while others might not have a correct solution.

After you answer a question in this section, you will NOT be able to return to it. As a result, these questions will not appear in the review screen.

You have an Azure virtual machine named VM1 that runs Windows Server 2016.

You need to create an alert in Azure when more than two error events are logged to the System log on VM1 within an hour.

Solution: You create an event subscription on VM1. You create an alert in Azure Monitor and specify VM1 as the source.

Does this meet the goal?

- A. Yes
- B. No

Answer: B

Explanation:

Instead: You create an Azure Log Analytics workspace and configure the data settings. You install the Microsoft Monitoring Agent on VM1. You create an alert in Azure Monitor and specify the Log Analytics workspace as the source.

References:

<https://docs.microsoft.com/en-us/azure/azure-monitor/platform/agents-overview>

NEW QUESTION 69

- (Exam Topic 4)

Note: This question is part of a series of questions that present the same scenario. Each question in the series contains a unique solution that might meet the stated goals. Some question sets might have more than one correct solution, while others might not have a correct solution.

After you answer a question in this section, you will NOT be able to return to it. As a result, these questions will not appear in the review screen.

You have an Azure Active Directory (Azure AD) tenant named Adatum and an Azure Subscription named Subscription1. Adatum contains a group named Developers. Subscription1 contains a resource group named Dev.

You need to provide the Developers group with the ability to create Azure logic apps in the Dev resource group.

Solution: On Dev, you assign the Contributor role to the Developers group. Does this meet the goal?

- A. Yes
- B. No

Answer: B

Explanation:

The Logic App Contributor role lets you manage logic app, but not access to them. It provides access to view, edit, and update a logic app.

References:

<https://docs.microsoft.com/en-us/azure/role-based-access-control/built-in-roles> <https://docs.microsoft.com/en-us/azure/logic-apps/logic-apps-securing-a-logic-app>

NEW QUESTION 73

- (Exam Topic 4)

You have an Azure subscription named Subscription1 that contains the resources shown in the following table.

Name	Type	Location	Resource group
RG1	Resource group	West US	<i>Not applicable</i>
RG2	Resource group	West US	<i>Not applicable</i>
Vault1	Recovery Services vault	Central US	RG1
Vault2	Recovery Services vault	West US	RG2
VM1	Virtual machine	Central US	RG2
storage1	Storage account	West US	RG1
SQL1	Azure SQL database	East US	RG2

In storage1, you create a blob container named blob1 and a file share named share1.
Which resources can be backed up to Vault1 and Vault2? To answer, select the appropriate options in the answer area.
NOTE: Each correct selection is worth one point.

Can use Vault1 for backups:

▼

VM1 only

VM1 and share1 only

VM1 and SQL1 only

VM1, storage1, and SQL1 only

VM1, blob1, share1, and SQL1

Can use Vault2 for backups:

▼

storage1 only

share1 only

VM1 and share1 only

blob1 and share1 only

storage1 and SQL1 only

- A. Mastered
- B. Not Mastered

Answer: A

Explanation:

Box 1: VM1 only
VM1 is in the same region as Vault1. File1 is not in the same region as Vault1.
SQL is not in the same region as Vault1. Blobs cannot be backup up to service vaults.
Note: To create a vault to protect virtual machines, the vault must be in the same region as the virtual machines.
Box 2: Share1 only.
Storage1 is in the same region (West USA) as Vault2. Share1 is in Storage1.
Note: After you select Backup, the Backup pane opens and prompts you to select a storage account from a list of discovered supported storage accounts. They're either associated with this vault or present in the same region as the vault, but not yet associated to any Recovery Services vault.
References:
<https://docs.microsoft.com/bs-cyrl-ba/azure/backup/backup-create-rs-vault> <https://docs.microsoft.com/en-us/azure/backup/backup-afs>

NEW QUESTION 74

- (Exam Topic 4)
You have a sync group named Sync1 that has a cloud endpoint. The cloud endpoint includes a file named File1.txt.
You on-premises network contains servers that run Windows Server 2016. The servers are configured as shown in the following table.

Name	Share	Share contents
Server1	Share1	File1.txt, File2.txt
Server2	Share2	File2.txt, File3.txt

You add Share1 as an endpoint for Sync1. One hour later, you add Share2 as an endpoint for Sync1. For each of the following statements, select Yes if the statement is true. Otherwise, select No. NOTE: Each correct selection is worth one point.

Statements	Yes	No
On the cloud endpoint, File1.txt is overwritten by File1.txt from Share1.	<input type="radio"/>	<input type="radio"/>
On Server1, File1.txt is overwritten by File1.txt from the cloud endpoint.	<input type="radio"/>	<input type="radio"/>
File1.txt Share1 replicates to Share2.	<input type="radio"/>	<input type="radio"/>

- A. Mastered
- B. Not Mastered

Answer: A

Explanation:

Box 1: Yes
If you add an Azure file share that has an existing set of files as a cloud endpoint to a sync group, the existing files are merged with any other files that are already on other endpoints in the sync group.
Box 2: No
Box 3: Yes References:
<https://docs.microsoft.com/en-us/azure/storage/files/storage-sync-files-planning>

NEW QUESTION 79

- (Exam Topic 4)
You have an Azure subscription named Subscription1 that contains the resources in the following table.
You install the Web Server server role (IIS) on VM1 and VM2, and then add VM1 and VM2 to LB1. LB1 is configured as shown in the LB1 exhibit. (Click the Exhibit button.)

Essentials	▼
Resource group	(change)
VMRG	
Location	
West Europe	
Subscription name	(change)
Azure Pass	
Subscription ID	
e66d2b22-fde8-4af2-9323-d43516f6eb4e	
SKU	
Basic	
Backend pool	
Backend1 (2 virtual machines)	
Health probe	
Probe1 (HTTP:80/Probe1.htm)	
Load balancing rule	
Rule1 (TCP/80)	
NAT rules	
-	
Public IP address	
104.40.178.194 (LB1)	

Rule1 is configured as shown in the Rule1 exhibit. (Click the Exhibit button.)
For each of the following statements, select Yes if the statement is true. Otherwise, select No.
NOTE: Each correct selection is worth one point.

Statements	Yes	No
VM1 is in the same availability set as VM2.	<input type="radio"/>	<input type="radio"/>
If Probe1.htm is present on VM1 and VM2, LB1 will balance TCP port 80 between VM1 and VM2.	<input type="radio"/>	<input type="radio"/>
If you delete Rule1, LB1 will balance all the requests between VM1 and VM2 for all the ports.	<input type="radio"/>	<input type="radio"/>

- A. Mastered
- B. Not Mastered

Answer: A

Explanation:

Statements

Yes

No

VM1 is in the same availability set as VM2.

☒
☐

If Probe1.htm is present on VM1 and VM2, LB1 will balance TCP port 80 between VM1 and VM2.

☒
☐

If you delete Rule1, LB1 will balance all the requests between VM1 and VM2 for all the ports.

☐
☒

NEW QUESTION 83

- (Exam Topic 4)

You have an Azure subscription.

Users access the resources in the subscription from either home or from customer sites. From home, users must establish a point-to-site VPN to access the Azure resources. The users on the customer sites access the Azure resources by using site-to-site VPNs.

You have a line-of-business app named App1 that runs on several Azure virtual machine. The virtual machines run Windows Server 2016.

You need to ensure that the connections to App1 are spread across all the virtual machines.

What are two possible Azure services that you can use? Each correct answer presents a complete solution.

NOTE: Each correct selection is worth one point.

- A. a public load balancer
- B. Traffic Manager
- C. an Azure Content Delivery Network (CDN)
- D. an internal load balancer
- E. an Azure Application Gateway

Answer: DE

NEW QUESTION 84

- (Exam Topic 4)

Your on-premises network contains an Active Directory domain named adatum.com that is synced to Azure Active Directory (Azure AD). Password writeback is disabled.

In adatum.com, you create the users shown in the following table.

Name	Account option
User1	User must change password at next logon.
User2	Store password by using reversible encryption.
User3	A smart card is required for interactive logon.

Which users must sign in from a computer joined to adatum.com?

- A. User2 only
- B. User1 and User3 only
- C. User1, User2, and User3
- D. User2 and User3 only
- E. User1 only

Answer: E

Explanation:

Password writeback is a feature enabled with Azure AD Connect that allows password changes in the cloud to be written back to an existing on-premises directory in real time.

References:

<https://docs.microsoft.com/en-us/azure/active-directory/authentication/concept-sspr-writeback>

NEW QUESTION 86

- (Exam Topic 4)

You have an Azure Active Directory tenant named Contoso.com that includes following users:

Name	Role
User1	Cloud device administrator
User2	User administrator

Contoso.com includes following Windows 10 devices:

Name	Join type
Device1	Azure AD registered
Device2	Azure AD joined

You create following security groups in Contoso.com:

Name	Join type	Owner
Group1	Assigned	User1
Group2	Dynamic Device	User2

For each of the following statements, select Yes if the statement is true. Otherwise, select No.

NOTE: Each correct selection is worth one point.

Statements	Yes	No
User1 can add Device2 to Group1	<input type="radio"/>	<input type="radio"/>
User2 can add Device1 to Group1	<input type="radio"/>	<input type="radio"/>
User2 can add Device2 to Group2	<input type="radio"/>	<input type="radio"/>

- A. Mastered
- B. Not Mastered

Answer: A

Explanation:

Box 1: Yes

User1 is a Cloud Device Administrator. Device2 is Azure AD joined.

Group1 has the assigned to join type. User1 is the owner of Group1.

Note: Assigned groups - Manually add users or devices into a static group.

Azure AD joined or hybrid Azure AD joined devices utilize an organizational account in Azure AD Box 2: No

User2 is a User Administrator. Device1 is Azure AD registered.

Group1 has the assigned join type, and the owner is User1.

Note: Azure AD registered devices utilize an account managed by the end user, this account is either a Microsoft account or another locally managed credential.

Box 3: Yes

User2 is a User Administrator. Device2 is Azure AD joined.

Group2 has the Dynamic Device join type, and the owner is User2. References:

<https://docs.microsoft.com/en-us/azure/active-directory/devices/overview>

NEW QUESTION 91

.....

Thank You for Trying Our Product

* 100% Pass or Money Back

All our products come with a 90-day Money Back Guarantee.

* One year free update

You can enjoy free update one year. 24x7 online support.

* Trusted by Millions

We currently serve more than 30,000,000 customers.

* Shop Securely

All transactions are protected by VeriSign!

100% Pass Your AZ-104 Exam with Our Prep Materials Via below:

<https://www.certleader.com/AZ-104-dumps.html>