

PL-200 Dumps

Microsoft Power Platform Functional Consultant

<https://www.certleader.com/PL-200-dumps.html>



NEW QUESTION 1

- (Exam Topic 1)

You need to design the resort portal's email registration process.

Which solutions should you use? To answer, select the appropriate options in the answer area. NOTE: Each correct selection is worth one point.

Requirement	Solution
Implement the invitation code redemption process.	<div> <div>Auto-populate the invitation code field on the sign-in screen from the email link.</div> <div>Embed the invitation code in the email link URL.</div> <div>Send the customer their username and temporary password in the email link.</div> </div>
Validate the user's email.	<div> <div>Two-factor authentication</div> <div>Azure Active Directory authentication</div> <div>Social provider sign-in</div> <div>Invitation code sign-up</div> </div>

- A. Mastered
B. Not Mastered

Answer: A

Explanation:

Requirement	Solution
Implement the invitation code redemption process.	<div> <div>Auto-populate the invitation code field on the sign-in screen from the email link.</div> <div>Embed the invitation code in the email link URL.</div> <div>Send the customer their username and temporary password in the email link.</div> </div>
Validate the user's email.	<div> <div>Two-factor authentication</div> <div>Azure Active Directory authentication</div> <div>Social provider sign-in</div> <div>Invitation code sign-up</div> </div>

NEW QUESTION 2

- (Exam Topic 1)

You need to design and create the solution for gathering contact information from guests for marketing purposes.

What should you use? To answer, select the appropriate options In the answer area. NOTE: Each correct selection is worth one point.

Action	Solution
Extract business card data.	<div> <div>AI Builder</div> <div>Common Data Service</div> <div>Power Virtual Agents</div> <div>Power Automate</div> </div>
Implement the contact gathering solution.	<div> <div>Create a new entity extraction component.</div> <div>Integrate the solution with Azure Cognitive Services.</div> <div>Use a prebuilt AI model.</div> </div>

- A. Mastered
B. Not Mastered

Answer: A

Explanation:

Action	Solution
Extract business card data.	<div> <div>AI Builder</div> <div>Common Data Service</div> <div>Power Virtual Agents</div> <div>Power Automate</div> </div>
Implement the contact gathering solution.	<div> <div>Create a new entity extraction component.</div> <div>Integrate the solution with Azure Cognitive Services.</div> <div>Use a prebuilt AI model.</div> </div>

NEW QUESTION 3

- (Exam Topic 1)

You need to design the resort portal to meet the business requirements. Which data source should you use?

- A. Microsoft Excel
- B. Azure SQL Database
- C. SQL Server
- D. Common Data Service

Answer: A

NEW QUESTION 4

- (Exam Topic 2)

A customer tracks events by using a custom entity.

The custom entity includes a custom field for the venue of the events. The customer must be able to display the events by venue in a calendar.

You need to ensure that all events display by venue in the calendar. To which component should you add a control?

- A. Form
- B. view
- C. Field
- D. Chart

Answer: B

NEW QUESTION 5

- (Exam Topic 2)

You are a Dynamics 365 Customer Service help desk administrator.

Cases entered in forms require different types of data to be stored in different types of fields. You need to create forms for each of the following case types:

Case type	Requirement
Case type A	A new case form that includes a timeline
Case type B	A new case form that includes a business process flow
Case type C	A new case form that can display case data on an interactive dashboard
Case type D	A new mobile-friendly case form that requires minimal fields for record creation
Case type E	A new mobile-friendly case form that displays the subject, case title, and status fields from a parent case

Which form types should you create? To answer, drag the appropriate form types to the meet the data entry requirements. Each source may be used once, more than once, or not at all. You may need to drag the split bar between panes or scroll to view content.

NOTE: Each correct selection is worth one point.

Form types	Answer Area	
<div>quick create</div> <div>main</div> <div>quick view</div> <div>card</div>	Case type	Form type
	Case type A	Form type
	Case type B	Form type
	Case type C	Form type
	Case type D	Form type
	Case type E	Form type

- A. Mastered
- B. Not Mastered

Answer: A

Explanation:

Reference:

<https://docs.microsoft.com/en-us/dynamics365/customer-service/create-design-forms-customer-service-hub>

NEW QUESTION 6

- (Exam Topic 2)

You plan to create user interface (UI) flows to automate several web-based business processes that you currently perform manually. You need to ensure that users can create and run web UI flows.

Which three components must you install and configure on user's devices? Each correct answer presents part of the solution. NOTE Each correct selection is worth one point.

- A. UI Flows application
- B. Selenium IDE
- C. Latest version of Microsoft Edge
- D. On-premises data gateway
- E. Latest version of Mozilla Firefox

Answer: ABC

Explanation:

Reference:

<https://docs.microsoft.com/en-us/power-automate/ui-flows/setup>

NEW QUESTION 7

- (Exam Topic 2)

You are a Dynamics 365 administrator for a veterinarian clinic.

On the client appointment form, there is a dropdown field for clients to select their type of pet. If a client selects the option Other, the veterinarian wants a text field to appear so that additional details can be added.

You need to create a dynamically visible field. What should you configure?

- A. field visibility on the form
- B. business process flow
- C. workflow
- D. business rule

Answer: D

Explanation:

References:

<https://www.sherweb.com/blog/dynamics-365/configuring-business-rules-within-microsoft-dynamics-365-crm/>

NEW QUESTION 8

- (Exam Topic 2)

The business team provides the following list of features that they would like you to implement:

- Group by or sort columns in the current view.
- Configure a business rule to show an error message.
- Edit values in calculated fields.
- Edit the Address composite field.
- Use the editable grid on mobile phones.

Which actions can you perform? To answer, select the appropriate options in the answer area. NOTE: Each correct selection is worth one point.

Group by or sort columns in the current view.	<div>Yes</div> <div>No</div>
Configure a business rule to show an error message.	<div>Yes</div> <div>No</div>
Edit values in calculated fields	<div>Yes</div> <div>No</div>
Edit the Address composite field.	<div>Yes</div> <div>No</div>
use the editable grid on mobile phones.	<div>Yes</div> <div>No</div>

- A. Mastered
- B. Not Mastered

Answer: A

Explanation:

Group by or sort columns in the current view.

Configure a business rule to show an error message.

Edit values in calculated fields

Edit the Address composite field.

use the editable grid on mobile phones.

Yes
No

Yes
No

Yes
No

Yes
No

Yes
No

NEW QUESTION 9

- (Exam Topic 2)

You create a parent entity and a child entity. The parent entity has a 1:N relationship with the child entity. You need to ensure that when the owner changes on the parent record that all child records are assigned to the new owner.

You need to configure the relationship behavior type. What should you use?

- A. Parental
- B. Referential, Restrict Delete
- C. Referential
- D. Restrict

Answer: A

Explanation:

<https://docs.microsoft.com/en-us/dynamics365/customer-engagement/customize/create-and-edit-1-n-relationship>

NEW QUESTION 10

- (Exam Topic 2)

You have a canvas app that allows users to view, select and purchase products. The app uses a Gallery control to display products and checkboxes that allow users to select products.

When users select items from the product catalog, they move to a different screen to complete a purchase. Users must be able to clear all product selections when they click the button.

You need to configure the button. What should you do?

- A. Use the Reset (Control) formula and pass the gallery control as a parameter to the Reset formula.
- B. Use the Reload(control) formula and pass the gallery control as parameter to the Reload formula.
- C. Use the ForAll() function to iterate through each item of the Gallery and clear user selections.
- D. Set the OnCheck value to populate a collection and the OnUncheck value to remove the item from the collection.
- E. Clear the collection when the user selects the button.

Answer: A

NEW QUESTION 10

- (Exam Topic 2)

You are designing a Power Virtual Agents chatbot.

The chatbot must be able to maintain customer information if the conversation topic changes during a dialog. You need to configure variables to store customer name and email address.

Which type of variable should you create?

- A. session
- B. topic
- C. bot
- D. slot

Answer: A

NEW QUESTION 11

- (Exam Topic 2)

You configure and test a user interface (UI) flow. You plan to run the flow as a scheduled flow.

The UI flow must run on a Windows 10 device. As part of process automation, the UI flow must sign into the Windows 10 device with the credentials for a user account named User1.

You need to ensure that the flow runs during non-peak hours and requires no physical user intervention. What should you do?

- A. Ensure that all user sessions are signed out except for locked user sessions.
- B. Ensure that the User1 account has an active user session on the device.
- C. Ensure that all user sessions are signed out.
- D. Ensure that there are no active user sessions on the device.

Answer: D

Explanation:

Reference:

<https://docs.microsoft.com/en-us/power-automate/ui-flows/run-ui-flow>

NEW QUESTION 12

- (Exam Topic 2)

The sales manager receives a list of leads from a partner company monthly. The field names that are provided do not match the fields in Dynamics 365. A data map does not exist.

You need to import the leads without changing the data from the partner company. What should you do?

- A. Create a data map in Data Management.
- B. Add a template for Import Data.
- C. Use Import Field Translations.
- D. Create a data map on the first import by using the Import Data wizard.

Answer: D

Explanation:

Reference:

<https://docs.microsoft.com/en-us/dynamics365/customerengagement/on-premises/basics/import-accounts-leads>

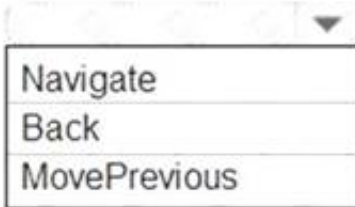

NEW QUESTION 16

- (Exam Topic 2)

You are designing a canvas app that connects to Common Data Service.

You need to configure the app to meet the requirements and ensure that the canvas app is available offline. What should you implement? To answer, select the appropriate options in the answer area.

NOTE: Each correct selection is worth one point.

Requirement	Function
Pass values from the current screen when moving to another screen.	
Display data to a user when the app is offline.	

- A. Mastered
- B. Not Mastered

Answer: A

Explanation:

Reference:

<https://docs.microsoft.com/en-us/powerapps/maker/canvas-apps/offline-apps>

NEW QUESTION 19

- (Exam Topic 2)

You create a Power Apps portal to provide training and documentation for students. Students create a profile on the portal and then select and pay for courses.

You plan to add free courses to the training portfolio. Free courses must be automatically available to all students when they sign in.

You need to assign default permissions to students. What should you do?

- A. Create an entity for managing free course
- B. Create a Students web role and set the Authenticated Users role option to tru
- C. Create appropriate entity permissions to access the free course entity records and assign the entity permissions to the web role.
- D. Create an entity for managing free course
- E. Create entity permission records to provide access to entity records for free courses and assign the entity permissions to users when they register on the portal for the first time.
- F. Create a Students web role and set the Authenticated Users Role option to tru
- G. Assign the web role to each registered user.

Answer: C

NEW QUESTION 20

- (Exam Topic 2)

You are creating a Power Virtual Agents chatbot that uses multiple topics. Each user interaction can reference more than one topic.

You need to be able to capture a value in an initial topic and use it in subsequent topics. Which type of variable should you create?

- A. Bot
- B. Topic
- C. Context

Answer: A

Explanation:

Reference:

<https://docs.microsoft.com/en-us/power-virtual-agents/authoring-variables-bot>

NEW QUESTION 24

- (Exam Topic 2)

You need to design the FAQ solution to handle unknown responses.

Which component should you use? To answer, select the appropriate options in the answer area.

NOTE: Each correct selection is worth one point.

Requirement	Component
Handle an unknown question from a guest in a conversation.	<div>▼</div> <div>Escalate</div> <div>Fallback topic</div> <div>Failure path</div>
Redirect a quest with an unknown question to a live staff member.	<div>▼</div> <div>Power Apps</div> <div>Power Virtual Agents web application</div> <div>Microsoft Teams</div> <div>Omnichannel for Dynamics 365 Customer Service</div>

- A. Mastered
- B. Not Mastered

Answer: A

Explanation:

Reference:

<https://docs.microsoft.com/en-us/power-virtual-agents/advanced-hand-off>

NEW QUESTION 29

- (Exam Topic 2)

You are a Dynamics 365 Customer Service administrator.

You need to configure the following automation for the sales team:

- * Send an email when the status changes on an Opportunity.
- * Text the sales manager when an Opportunity is created.
- * Create a Wunderlist task when an Opportunity is open for 30 days.

Which tool should you use for each requirement? To answer, select the appropriate options in the answer area. NOTE Each correct selection is worth one point.

Automation	Tool
Email when the status changes.	<div>▼</div> <div>Dynamics 365 workflow</div> <div>Microsoft Flow</div> <div>Business Process Flow</div>
Text when the Opportunity is created.	<div>▼</div> <div>Dynamics 365 workflow</div> <div>Microsoft Flow</div> <div>Business Process Flow</div>
Create a Wunderlist task.	<div>▼</div> <div>Dynamics 365 workflow</div> <div>Microsoft Flow</div> <div>Business Process Flow</div>

- A. Mastered
- B. Not Mastered

Answer: A

Explanation:

Automation	Tool
Email when the status changes.	<div><div></div><div>Dynamics 365 workflow</div><div>Microsoft Flow</div><div>Business Process Flow</div></div>
Text when the Opportunity is created.	<div><div></div><div>Dynamics 365 workflow</div><div>Microsoft Flow I</div><div>Business Process Flow</div></div>
Create a Wunderlist task.	<div><div></div><div>Dynamics 365 workflow</div><div>Microsoft Flow I</div><div>Business Process Flow</div></div>

NEW QUESTION 34

- (Exam Topic 2)

You ate a Dynamics 365 Customer Engagement administrator. You create workflows to automate business processes. You need to configure a workflow to meet the following requirements:

- Be triggered when a condition is met.
- Run immediately.
- Perform an action when a condition is met.

How should you configure the workflow? To answer, select the appropriate configuration in the answer area. NOTE: Each correct selection is worth one point.

Workflow Requirement	Configuration Option
Be triggered when a condition is met.	<div><div></div><div>Publish workflow.</div><div>Subject contains data.</div><div>Trigger when a Microsoft Flow button is pressed.</div></div>
Run immediately.	<div><div></div><div>Approve the workflow.</div><div>Configure the workflow to run now.</div><div>Configure child workflow to run now.</div></div>
Perform an action when a condition is met.	<div><div></div><div>Send an email.</div><div>View chart.</div><div>Update a security role.</div></div>

- A. Mastered
B. Not Mastered

Answer: A

Explanation:

- 1) Be triggered when a condition is met - Subject contains data
- 2) Run Immediately - Configure the workflow to run now
- 3) Perform an action when a condition is met - send an email

NEW QUESTION 36

- (Exam Topic 2)

You create a report by using Power BI Desktop and publish the report to the Power BI service. You enable Power BI visualization embedding in a model-driven app.

You need to configure the model-driven app to display a Power Bi tile

Which four actions should you perform in sequence? To answer, move the appropriate actions from the list of actions to the answer area and arrange them in the correct order.


Actions	Answer area
Pin the Power BI report to a new dashboard in the Power BI service.	
Share the dashboard with the appropriate users.	
Add a Power BI tile to the dashboard and select the Power BI dashboard in the app.	<div><div></div><div></div></div>
Create a new Power BI personal dashboard in the model-driven app.	<div><div></div><div></div></div>
Create a personal dashboard in the model-driven app.	
Ensure the dashboard is available to the appropriate security roles.	

- A. Mastered
B. Not Mastered

Answer: A

Explanation:

Actions	Answer area
Pin the Power BI report to a new dashboard in the Power BI service.	Add a Power BI tile to the dashboard and select the Power BI dashboard in the app.
Share the dashboard with the appropriate users.	
Add a Power BI tile to the dashboard and select the Power BI dashboard in the app.	Create a new Power BI personal dashboard in the model-driven app.
Create a new Power BI personal dashboard in the model-driven app.	Ensure the dashboard is available to the appropriate security roles.
Create a personal dashboard in the model-driven app.	
Ensure the dashboard is available to the appropriate security roles.	Pin the Power BI report to a new dashboard in the Power BI service.



NEW QUESTION 38

- (Exam Topic 2)

You are a Dynamics 365 Sales administrator for a software company. The sales team wants to attach a large number of supporting documents to customer records, but management does not want to incur the cost of additional storage.

The company does not have any Office 365 application integrations enabled. You need to recommend a storage solution that keeps storage costs low. Solution: Enable server-based SharePoint integration.

Does the solution meet the goal?

- A. Yes
- B. No

Answer: A

Explanation:

References:

<https://docs.microsoft.com/en-us/power-platform/admin/set-up-dynamics-365-online-to-use-sharepoint-online>

NEW QUESTION 40

- (Exam Topic 2)

You set up a new instance of Dynamics 365 for Customer Service. Users report a variety of issues working with cases on mobile devices. You need to configure the mobile app to be able to view cases. NOTE: Each correct selection is worth one point.

Scenario	Action needed
Users cannot see case records on mobile devices.	<div>▼</div> <ul style="list-style-type: none"> Configure mobile settings set on the case entity level. Configure mobile settings at the field level within the case form. Configure a security role in the mobile permission set for appropriate users.
Users can open cases but cannot see the subject of the case.	<div>▼</div> <ul style="list-style-type: none"> Configure mobile settings set at the case entity level. Configure mobile settings at the field level within the case form. Configure a security role in the mobile permission set for appropriate users.
Users report that they cannot access the system from the Dynamics 365 mobile app.	<div>▼</div> <ul style="list-style-type: none"> Configure mobile settings set at the case entity level. Configure mobile settings at the field level within the case form. Configure a security role in the mobile permission set for appropriate users.

- A. Mastered
- B. Not Mastered

Answer: A

Explanation:

* 1. User is able to login but can't see Case Records --> "Configure Mobile Settings on Case Entity Level"

* 2. Users can open cases but cannot see the subject of the case - "configure mobile settings at the field level within the case form"

* 3. User reports that they cannot access the system from Dynamics 365 mobile app --> Configure a security role in the mobile permission set of the appropriate user

<https://docs.microsoft.com/en-us/dynamics365/customer-engagement/mobile-app/set-up-dynamics-365-for-phon>

NEW QUESTION 45

- (Exam Topic 2)

You create and publish a Power BI report that contains an embedded canvas app. The report will be used by multiple people.

The canvas app has an issue that must be corrected.

You update the canvas app.

You need to ensure that the updated canvas app is available in the published Power BI report. What should you do?

- A. Publish the Power BI report from Power BI Desktop.
- B. Manually refresh the data source on the published Power BI report.
- C. Publish the Power BI report from Power BI Desktop and reshare to any users.
- D. Publish the canvas app.

Answer: D

NEW QUESTION 46

- (Exam Topic 2)

A company uses Common Data Service to manage prospects. The company has a business process flow named BPFA that is associated with the Prospect entity to streamline the prospect management process.

You add a field named Category to the Prospect entity. You create additional business process flows. You apply the business process flows to Prospect records based on the selected category. Users can switch to any other newly configured business process flows but must not use BPFA.

You need to configure the solution.

What are two possible ways to achieve this goal? Each correct answer presents a complete solution. NOTE Each correct selection is worth one point.

- A. Remove all of the privileges for BPFA.
- B. Deactivate BPFA.
- C. Use a business rule to prevent users from switching to BPFA.
- D. Change the display order of the business process flows to move BPFA to the bottom of the list.

Answer: AB

NEW QUESTION 51

- (Exam Topic 2)

You are designing a chatbot for a sports outlet. You need to complete the chatbot.

Which features should you use? To answer, drag the appropriate features to the correct requirements. Each feature may be used once, more than once, or not at all. You may need to drag the split bar between panes or scroll to view content.

NOTE Each correct selection is worth one point.

Features	Requirement	Feature
Topics	Enable the chatbot to relate to a real-world object or topic in a dialog.	Feature
Entities	Define the path and triggers for a chatbot conversation.	Feature
Variables	Implement conditional logic to dynamically route a conversation across different paths.	Feature
Flows		

- A. Mastered
- B. Not Mastered

Answer: A

Explanation:

Features	Requirement	Feature
Topics	Enable the chatbot to relate to a real-world object or topic in a dialog.	Variables
Entities	Define the path and triggers for a chatbot conversation.	Topics
Variables	Implement conditional logic to dynamically route a conversation across different paths.	Flows
Flows		

NEW QUESTION 52

- (Exam Topic 2)

You are a Dynamics 365 Sales administrator for a software company. The sales team wants to attach a large number of supporting documents to customer records, but management does not want to incur the cost of additional storage.

The company does not have any Office 365 application integrations enabled. You need to recommend a storage solution that keeps storage costs low. Solution: Enable Outlook integration

Does the solution meet the goal?

- A. Yes
- B. No

Answer: B

NEW QUESTION 56

- (Exam Topic 2)

You use Power BI Desktop to configure Power BI reports and dashboards.

You need to create a canvas app that displays account information and include the app in a Power BI report. Which three actions should you perform? Each correct answer presents part of the solution.

NOTE Each correct selection is worth one point.

- A. Publish the report to the Power BI service.
- B. Connect to Common Data Service from Power BI Desktop.
- C. Connect Common Data Service from Power BI Deskto
- D. Selected required fields from the Accounts table.
- E. From the Power Apps Insert menu, add a Power BI
- F. From the Power BI Desktop menu, insert a Power Apps visual and include the required fields in the Power Apps data.

Answer: CDE

NEW QUESTION 59

- (Exam Topic 2)

A company uses Common Data Service to manage account and contact information. The company plans to use the AI Builder model to make key business decision.

You need to integrate prebuilt AI Builder models with Power Automate.

Which models should you use? To answer, select the appropriate option the answer area. NOTE Each correct selection is worth one point.

Scenario	Model
Extract specific text from a PDF document.	<div><div></div><div>Text recognition model</div><div>Key phrase extraction model</div><div>Text recognition model and key phrase extraction model</div></div>
Determine the likelihood that customers will purchase additional products.	<div><div></div><div>Sentiment analysis model</div><div>Category classification model</div><div>Entity extraction model</div><div>Prediction model</div></div>

- A. Mastered
- B. Not Mastered

Answer: A

Explanation:

Reference:

<https://docs.microsoft.com/en-us/ai-builder/prebuilt-sentiment-analysis> <https://docs.microsoft.com/en-us/ai-builder/prebuilt-key-phrase>
<https://docs.microsoft.com/en-us/ai-builder/prebuilt-text-recognition>

NEW QUESTION 62

- (Exam Topic 2)

You are a Dynamics 365 Customer Engagement administrator. You create a new solution in Dynamics 365. You need to help end users understand which actions to take next and ensure that user interaction occurs in manageable steps.

Which actions should you perform? To answer, select the appropriate options in the answer area.

NOTE: Each correct selection is worth one point.

Guide the user with actions to take.	<div><div></div><div>Configure views and charts.</div><div>Configure business process flows.</div><div>Configure workflows.</div></div>
Ensure user interaction in manageable steps.	<div><div></div><div>Configure the timeline on the form.</div><div>Configure each stage with the actions that need to be completed.</div><div>Configure Insights.</div></div>

- A. Mastered
- B. Not Mastered

Answer: A

Explanation:

Guide the user with actions to take.

Configure views and charts.
Configure business process flows.
Configure workflows.

Ensure user interaction in manageable steps.

Configure the timeline on the form.
Configure each stage with the actions that need to be completed.
Configure Insights.

NEW QUESTION 66

- (Exam Topic 2)

You are a Dynamics 365 Customer Service developer. A salesperson creates a chart.

You need to ensure that the chart is available to all users on the team.

Which actions should the salesperson perform? To answer, drag the appropriate actions to the correct users. Each action may be used once, more than once, or not at all. You may need to drag the split bar between panes or scroll to view content.

NOTE: Each correct selection is worth one point.

Actions		Answer Area	
		Step	Action
Share the chart with the team.		1	Action
Assign the chart to each person on the team.		2	Action
Export the user chart to Microsoft Power BI. Import it as a Power BI visualization.			
Export the user chart for import as a user chart.			
Export the user chart for import as a system chart.			

A. Mastered

B. Not Mastered

Answer: A

Explanation:

Actions		Answer Area	
		Step	Action
Share the chart with the team.		1	Export the user chart for import as a user chart.
Assign the chart to each person on the team.		2	Share the chart with the team.
Export the user chart to Microsoft Power BI. Import it as a Power BI visualization.			
Export the user chart for import as a user chart.			
Export the user chart for import as a system chart.			

NEW QUESTION 68

- (Exam Topic 2)

You are a Dynamics 365 Customer Services administrator. You have a Production instance and Sandbox instance.

Users record Production instance data in the Sandbox instance.

You need to ensure that the users only record data in the Production instance.

Which security function needs to be edited to prevent access to the Sandbox? To answer, select the appropriate options in the answer area.

NOTE: Each correct selection is worth one point.

Application area	Security function
Microsoft 365 admin center	<div><div></div><div>Roles</div><div>Groups</div><div>Licenses</div><div>Access rights</div></div>
Dynamics 365 Sandbox instance	<div><div></div><div>Roles</div><div>Groups</div><div>Access rights</div></div>

- A. Mastered
B. Not Mastered

Answer: A

Explanation:

Reference:

<https://docs.microsoft.com/en-us/power-platform/admin/control-user-access>

NEW QUESTION 69

- (Exam Topic 2)

You implement an editable grid for the Account entity.

The business team provides the following list of features that they would like you to implement:

- > Group by or sort columns in the current view.
- > Configure a business rule to show an error message.
- > Edit values in calculated fields.
- > Edit the Address composite field.
- > Use the editable grid on mobile phones.

Which actions can you perform? To answer, select the appropriate options in the answer area.

NOTE: Each correct selection is worth one point.

Action	Can be performed?
Group by or sort columns in the current view.	<div><div></div><div>Yes</div><div>No</div></div>
Configure a business rule to show an error message.	<div><div></div><div>Yes</div><div>No</div></div>
Edit values in calculated fields.	<div><div></div><div>Yes</div><div>No</div></div>
Edit the Address composite field.	<div><div></div><div>Yes</div><div>No</div></div>
Use the editable grid on mobile phones.	<div><div></div><div>Yes</div><div>No</div></div>

- A. Mastered
B. Not Mastered

Answer: A

Explanation:

Action	Can be performed?
Group by or sort columns in the current view.	<div><div>Yes</div><div>No</div></div>
Configure a business rule to show an error message.	<div><div>Yes</div><div>No</div></div>
Edit values in calculated fields.	<div><div>Yes</div><div>No</div></div>
Edit the Address composite field.	<div><div>Yes</div><div>No</div></div>
Use the editable grid on mobile phones.	<div><div>Yes</div><div>No</div></div>

NEW QUESTION 73

- (Exam Topic 2)

You manage Dynamics 365 for a company.

You must prevent users from launching and using Power Automate. You need to hide the Flows button on the user interface.

Which configuration setting should you change?

- A. the Customizations section of System Settings
- B. the Site Map
- C. the Buttons tab of Flow
- D. the Entity component of the default solution

Answer: A

Explanation:

Reference:

<https://www.inogic.com/blog/2018/10/show-or-hide-microsoft-flow-button-in-dynamics-365/>

NEW QUESTION 74

- (Exam Topic 2)

A company creates a Power Virtual Agents chatbot.

You need to determine when live agents are engaged to provide support.

Which metrics should you use? To answer, drag the appropriate metrics to the correct processes. Each metric may be used once, more than once, or not at all.

You may need to drag the split bar between panes or scroll to view content.

NOTE: Each correct selection is worth one point.

Metrics	Answer Area	
	Process	Metric
Engagement over time	Determine which topics are transferred to live agents most often.	Metric
Session outcomes over time		
Escalation rate drivers	Determine the number of chats per day that are transferred to live agents.	Metric
Escalation rate		

- A. Mastered
- B. Not Mastered

Answer: A

Explanation:

Reference:

<https://docs.microsoft.com/en-us/power-virtual-agents/teams/analytics-summary-teams>

NEW QUESTION 76

.....

Thank You for Trying Our Product

* 100% Pass or Money Back

All our products come with a 90-day Money Back Guarantee.

* One year free update

You can enjoy free update one year. 24x7 online support.

* Trusted by Millions

We currently serve more than 30,000,000 customers.

* Shop Securely

All transactions are protected by VeriSign!

100% Pass Your PL-200 Exam with Our Prep Materials Via below:

<https://www.certleader.com/PL-200-dumps.html>