

Exam Questions 200-301

Cisco Certified Network Associate

<https://www.2passeasy.com/dumps/200-301/>



NEW QUESTION 1

When configuring IPv6 on an interface, which two IPv6 multicast groups are joined? (Choose two)

- A. 2000::/3
- B. 2002::5
- C. FC00::/7
- D. FF02::1
- E. FF02::2

Answer: DE

NEW QUESTION 2

netmask

OSPF process ID

router ID

IP address

area ID

timers

must be unique

must match

- A. Mastered
- B. Not Mastered

Answer: A

Explanation:

netmask

OSPF process ID

router ID

IP address

area ID

timers

must be unique

IP address

area ID

must match

router ID

netmask

OSPF process ID

NEW QUESTION 3

Which type of wireless encryption is used for WPA2 in preshared key mode?

- A. TKIP with RC4
- B. RC4
- C. AES-128
- D. AES-256

Answer: D

NEW QUESTION 4

Which type of address is the public IP address of a NAT device?

- A. outside global
- B. outsdwde local
- C. inside global
- D. inside local
- E. outside public
- F. inside public

Answer: C

NEW QUESTION 5

A network engineer must back up 20 network router configurations globally within a customer environment. Which protocol allows the engineer to perform this function using the Cisco IOS MIB?

- A. CDP
- B. SNMP
- C. SMTP
- D. ARP

Answer: C

NEW QUESTION 6

How do TCP and UDP differ in the way that they establish a connection between two endpoints?

- A. TCP uses synchronization packets, and UDP uses acknowledgment packets.
- B. UDP uses SYN, SYN ACK and FIN bits in the frame header while TCP uses SYN, SYN ACK and ACK bits
- C. UDP provides reliable message transfer and TCP is a connectionless protocol
- D. TCP uses the three-way handshake and UDP does not guarantee message delivery

Answer: D

NEW QUESTION 7

When OSPF learns multiple paths to a network, how does it select a route?

- A. It multiple the active K value by 256 to calculate the route with the lowest metric.
- B. For each existing interface, it adds the metric from the source router to the destination to calculate theroute with the lowest bandwidth.
- C. It divides a reference bandwidth of 100 Mbps by the actual bandwidth of the existing interface to calculate the router with the lowest cost.
- D. It count the number of hops between the source router and the destination to determine the router with the lowest metric

Answer: A

NEW QUESTION 8

Which configuration is needed to generate an RSA key for SSH on a router?

- A. Configure the version of SSH
- B. Configure VTY access.
- C. Create a user with a password.
- D. Assign a DNS domain name

Answer: B

NEW QUESTION 9

An engineer must configure a/30 subnet between two routers. Which usable IP address and subnet mask combination meets this criteria?

```
interface e0/0
description to HQ-A371:10975
ip address 172.16.1.4 255.255.255.248

interface e0/0
description to HQ-A371:10975
ip address 10.2.1.3 255.255.255.252

interface e0/0
description to HQ-A371:10975
ip address 192.168.1.1 255.255.255.248

interface e0/0
description to HQ-A371:10975
ip address 209.165.201.2 255.255.255.252
```

- A. Option A
- B. Option B
- C. Option C
- D. Option D

Answer: C

NEW QUESTION 10

Which two encoding methods are supported by REST APIs? (Choose two)

- A. YAML
- B. JSON
- C. EBCDIC
- D. SGML
- E. XML

Answer: AE

NEW QUESTION 10

What are two reasons that cause late collisions to increment on an Ethernet interface? (Choose two)

- A. when the sending device waits 15 seconds before sending the frame again
- B. when the cable length limits are exceeded
- C. when one side of the connection is configured for half-duplex
- D. when Carrier Sense Multiple Access/Collision Detection is used
- E. when a collision occurs after the 32nd byte of a frame has been transmitted

Answer: CE

NEW QUESTION 11

Router A learns the same route from two different neighbors, one of the neighbor routers is an OSPF neighbor and the other is an EIGRP neighbor. What is the administrative distance of the route that will be installed in the routing table?

- A. 20
- B. 90
- C. 110
- D. 115

Answer: B

NEW QUESTION 15

Refer to the exhibit.

```
ip arp inspection vlan 5-10
interface fastethernet 0/1
 switchport mode access
 switchport access vlan 5
```

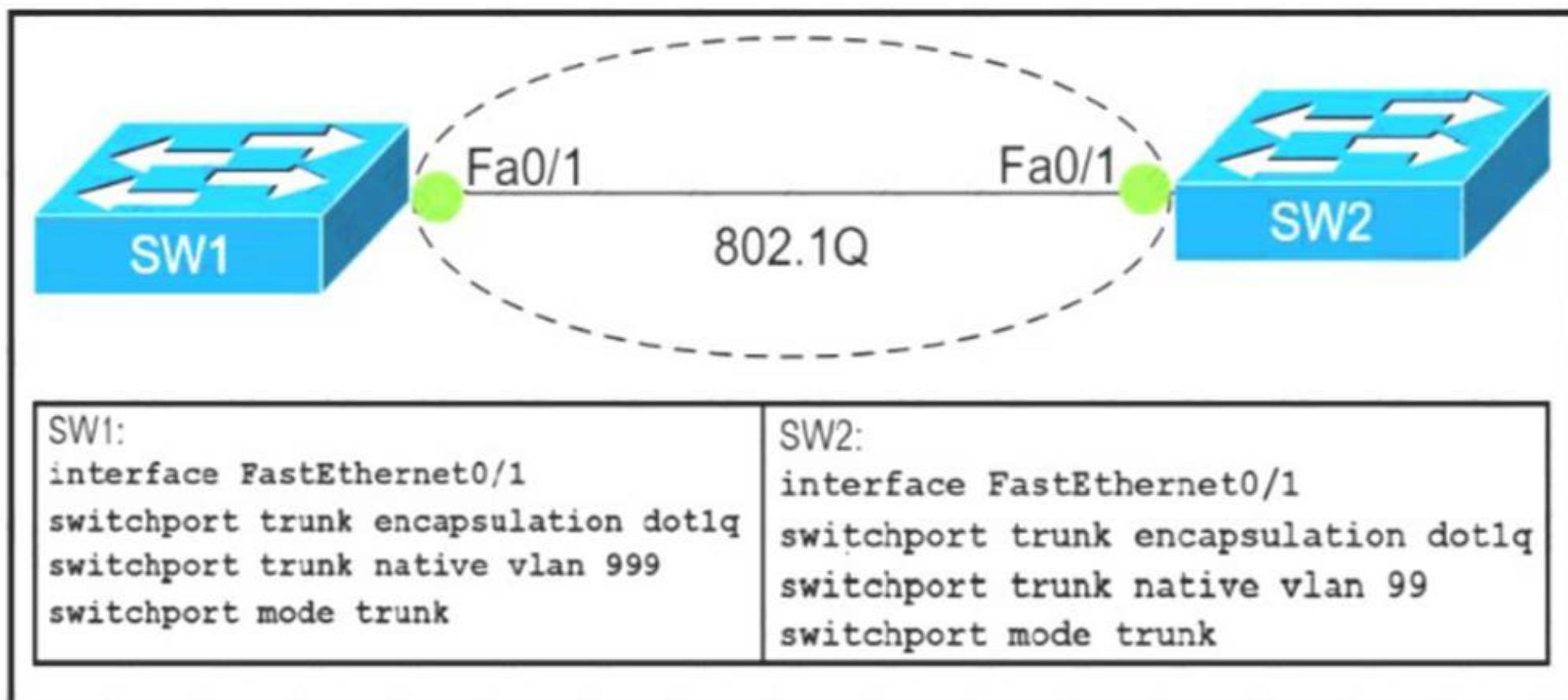
What is the effect of this configuration?

- A. All ARP packets are dropped by the switch
- B. Egress traffic is passed only if the destination is a DHCP server.
- C. All ingress and egress traffic is dropped because the interface is untrusted
- D. The switch discards all ingress ARP traffic with invalid MAC-to-IP address bindings.

Answer: D

NEW QUESTION 17

Refer to Exhibit.



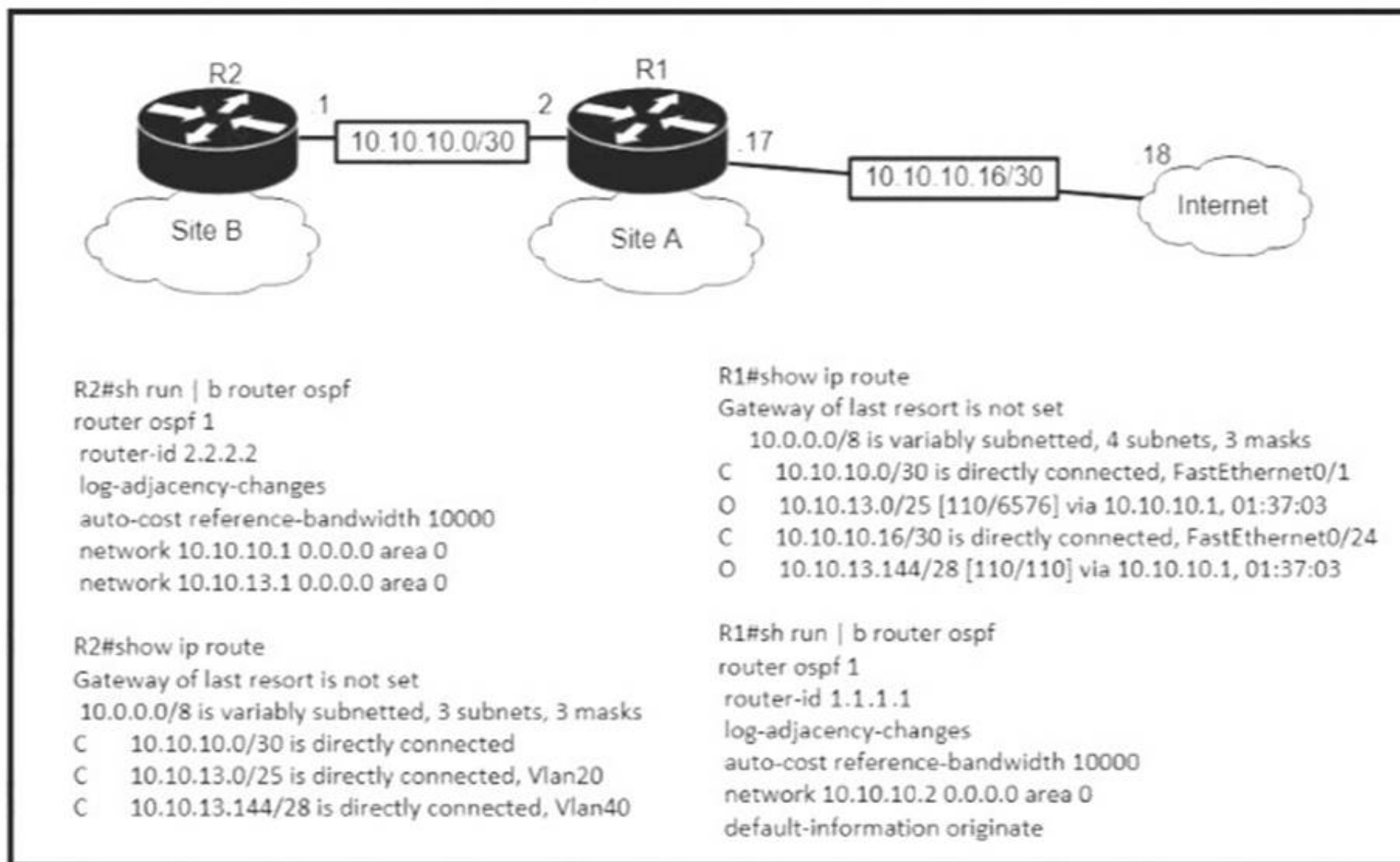
Which action do the switches take on the trunk link?

- A. The trunk does not form and the ports go into an err-disabled status.
- B. The trunk forms but the mismatched native VLANs are merged into a single broadcast domain.
- C. The trunk does not form, but VLAN 99 and VLAN 999 are allowed to traverse the link.
- D. The trunk forms but VLAN 99 and VLAN 999 are in a shutdown state.

Answer: C

NEW QUESTION 18

Refer to the exhibit.



An engineer is bringing up a new circuit to the MPLS provider on the Gi0/1 interface of Router1. The new circuit uses eBGP and teams the route to VLAN25 from the BGP path. What is the expected behavior for the traffic flow for route 10.10.13.0/25?

- A. Traffic to 10.10.13.0/25 is load balanced out of multiple interfaces
- B. Route 10.10.13.0/25 is updated in the routing table as being learned from interface Gi0/1.
- C. Traffic to 10.10.13.0/25 is asymmetrical
- D. Route 10.10.13.0/25 learned via the Gi0/0 interface remains in the routing table

Answer: D

NEW QUESTION 19

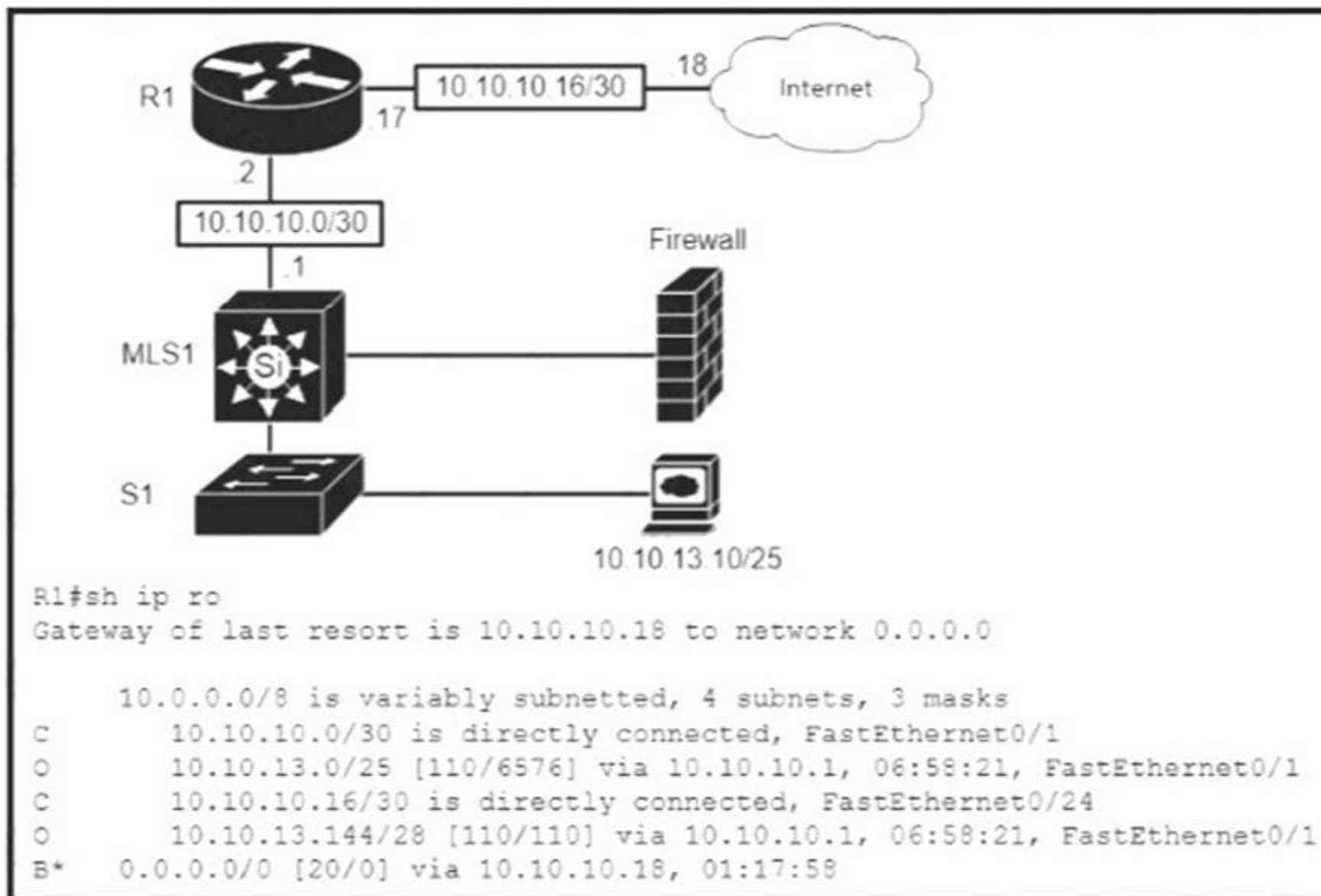
Which statement identifies the functionality of virtual machines?

- A. Virtualized servers run most efficiently when they are physically connected to a switch that is separate from the hypervisor
- B. The hypervisor can virtualize physical components including CPU, memory, and storage
- C. Each hypervisor can support a single virtual machine and a single software switch
- D. The hypervisor communicates on Layer 3 without the need for additional resources

Answer: D

NEW QUESTION 23

Refer to the exhibit.



Which type of route does R1 use to reach host 10.10.13.10/32?

- A. floating static route
- B. host route
- C. default route
- D. network route

Answer: D

NEW QUESTION 28

A user configured OSPF in a single area between two routers A serial interface connecting R1 and R2 is running encapsulation PPP By default which OSPF network type is seen on this interface when the user types show ip ospf interface on R1 or R2?

- A. port-to-multipoint
- B. broadcast
- C. point-to-point
- D. nonbroadcast

Answer: C

NEW QUESTION 31

Refer to the exhibit.

```
SW1#sh lacp neighbor
Flags:  S - Device is requesting Slow LACPDUs
        F - Device is requesting Fast LACPDUs
        A - Device is in Active mode          P - Device is in Passive mode

Channel group 35 neighbors

Partner's information:
```

Port	Flags	LACP port Priority	Dev ID	Age	Admin key	Oper Key	Port Number	Port State
Et1/0	SP	32768	aabb.cc80.7000	8s	0x0	0x23	0x101	0x3C
Et1/1	SP	32768	aabb.cc80.7000	8s	0x0	0x23	0x102	0x3C

Based on the LACP neighbor status, in which mode is the SW1 port channel configured?

- A. passive
- B. mode on
- C. auto
- D. active

Answer: A

NEW QUESTION 35

An organization has decided to start using cloud-provided services. Which cloud service allows the organization to install its own operating system on a virtual machine?

- A. platform-as-a-service
- B. software-as-a-service
- C. network-as-a-service
- D. infrastructure-as-a-service

Answer: D

NEW QUESTION 36

Which two outcomes are predictable behaviors for HSRP? (Choose two)

- A. The two routers share a virtual IP address that is used as the default gateway for devices on the LAN.
- B. The two routers negotiate one router as the active router and the other as the standby router
- C. Each router has a different IP address both routers act as the default gateway on the LAN, and traffic is load balanced between them.
- D. The two routers synchronize configurations to provide consistent packet forwarding
- D. The two routers share the same IP address, and default gateway traffic is load-balanced between them

Answer: AB

NEW QUESTION 38

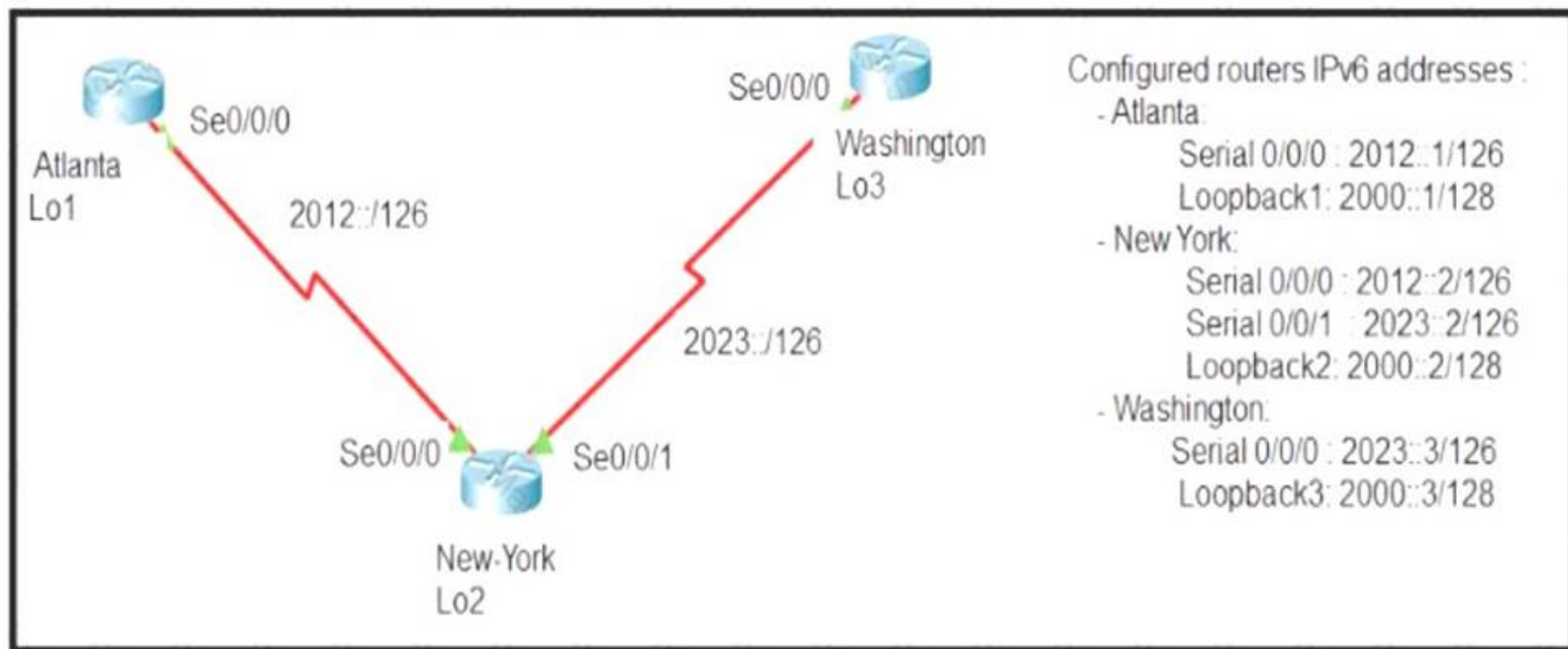
Which action is taken by a switch port enabled for PoE power classification override?

- A. When a powered device begins drawing power from a PoE switch port a syslog message is generated
- B. As power usage on a PoE switch port is checked data flow to the connected device is temporarily paused
- C. If a switch determines that a device is using less than the minimum configured power it assumes the device has failed and disconnects
- D. If a monitored port exceeds the maximum administrative value for power, the port is shutdown and err-disabled

Answer: C

NEW QUESTION 40

Refer to the exhibit.



The New York router is configured with static routes pointing to the Atlanta and Washington sites. Which two tasks must be performed so that the Serial0/0/0 interfaces on the Atlanta and Washington routers can reach one another? (Choose two.)

- A. Configure the ipv6 route 2012::/126 2023::1 command on the Washington router
- B. Configure the ipv6 route 2023::/126 2012::1 command on the Atlanta router.
- C. Configure the Ipv6 route 2012::/126 s0/0/0 command on the Atlanta router
- D. Configure the ipv6 route 2023::/126 2012::2 command on the Atlanta router
- E. Configure the ipv6 route 2012::/126 2023::2 command on the Washington router

Answer: CE

NEW QUESTION 43

Which result occurs when PortFast is enabled on an interface that is connected to another switch?

- A. Spanning tree may fail to detect a switching loop in the network that causes broadcast storms
- B. VTP is allowed to propagate VLAN configuration information from switch to switch automatically.
- C. Root port choice and spanning tree recalculation are accelerated when a switch link goes down
- D. After spanning tree converges PortFast shuts down any port that receives BPDUs.

Answer: A

NEW QUESTION 45

When a floating static route is configured, which action ensures that the backup route is used when the primary route fails?

- A. The floating static route must have a higher administrative distance than the primary route so it is used as a backup
- B. The administrative distance must be higher on the primary route so that the backup route becomes secondary.
- C. The floating static route must have a lower administrative distance than the primary route so it is used as a backup
- D. The default-information originate command must be configured for the route to be installed into the routing table

Answer: A

NEW QUESTION 48

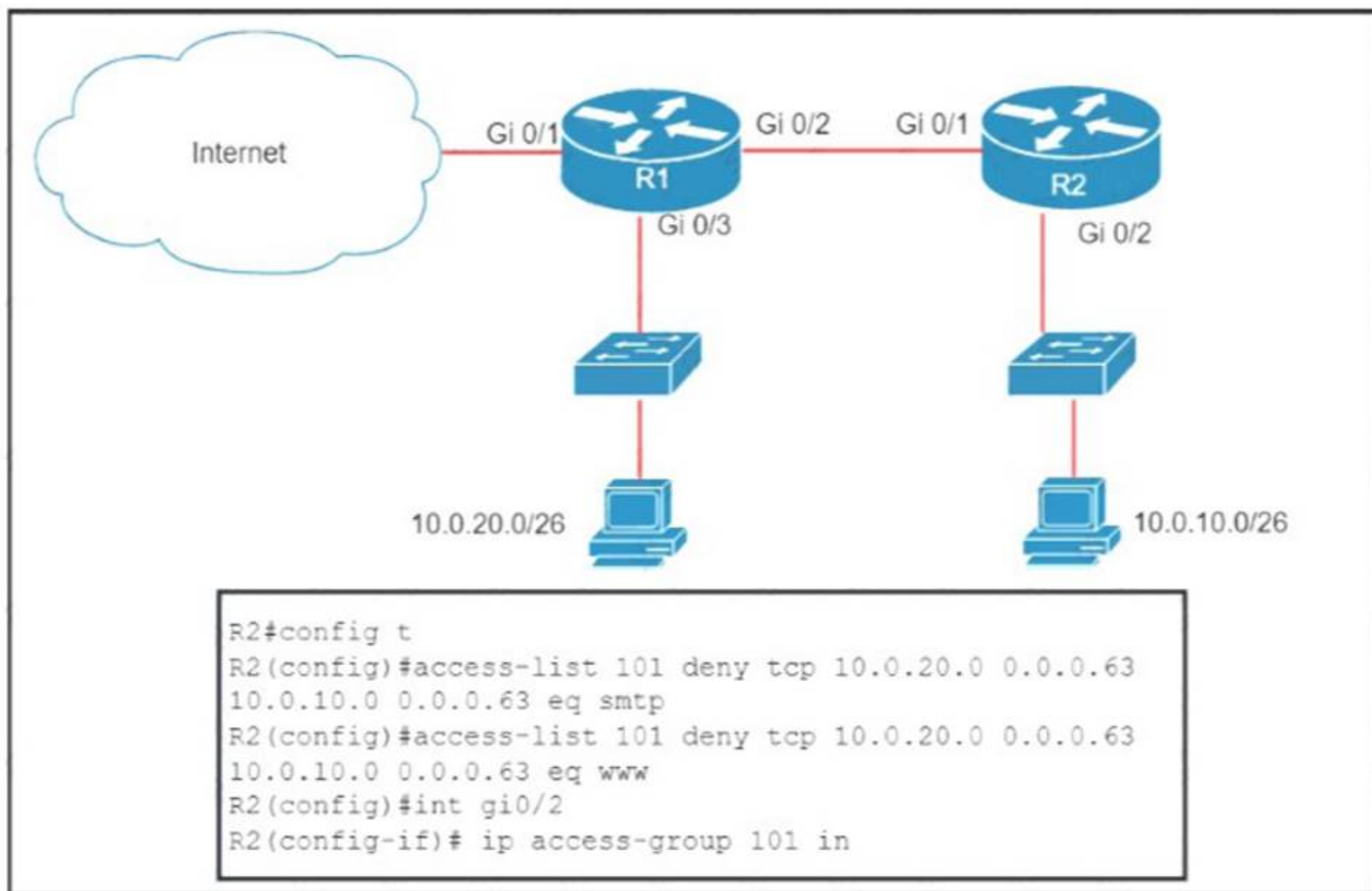
What makes Cisco DNA Center different from traditional network management applications and their management of networks?

- A. It only supports auto-discovery of network elements in a greenfield deployment.
- B. Its modular design allows someone to implement different versions to meet the specific needs of an organization
- C. IT abstracts policy from the actual device configuration
- D. It does not support high availability of management functions when operating in cluster mode

Answer: A

NEW QUESTION 53

Refer to the exhibit.



An extended ACL has been configured and applied to router R2. The configuration failed to work as intended. Which two changes stop outbound traffic on TCP ports 25 and 80 to 10.0.20.0/26 from the 10.0.10.0/26 subnet while still allowing all other traffic? (Choose two)

- A. Add a "permit ip any any" statement to the beginning of ACL 101 for allowed traffic.
- B. Add a "permit ip any any" statement at the end of ACL 101 for allowed traffic.
- C. The source and destination IPs must be swapped in ACL 101.
- D. The ACL must be configured on the Gi0/2 interface inbound on R1.
- E. The ACL must be moved to the Gi0/1 interface outbound on R2.

Answer: AE

NEW QUESTION 55

Refer to the exhibit.

```

Gateway of last resort is 10.12.0.1 to network 0.0.0.0

O*E2  0.0.0.0/0 [110/1] via 10.12.0.1, 00:00:01, GigabitEthernet0/0
10.0.0.0/8 is variably subnetted, 2 subnets, 2 masks
C     10.0.0.0/24 is directly connected, GigabitEthernet0/0
L     10.0.0.2/32 is directly connected, GigabitEthernet0/0
C     10.13.0.0/24 is directly connected, GigabitEthernet0/1
L     10.13.0.2/32 is directly connected, GigabitEthernet0/1
    
```

If configuring a static default route on the router with the ip route 0.0.0.0 0.0.0.0 10.13.0.1 120 command, how does the router respond?

- A. It ignores the new static route until the existing OSPF default route is removed.
- B. It immediately replaces the existing OSPF route in the routing table with the newly configured static route.
- C. It starts load-balancing traffic between the two default routes.
- D. It starts sending traffic without a specific matching entry in the routing table to GigabitEthernet0/1.

Answer: D

NEW QUESTION 56

An engineer must configure a WLAN using the strongest encryption type for WPA2-PSK. Which cipher fulfills the configuration requirement?

- A. WEP
- B. RC4
- C. AES
- D. TKIP

Answer: D

NEW QUESTION 60

Which statement about Link Aggregation when implemented on a Cisco Wireless LAN Controller is true?

- A. To pass client traffic two or more ports must be configured.
- B. The EtherChannel must be configured in "mode active"
- C. When enabled the WLC bandwidth drops to 500 Mbps
- D. One functional physical port is needed to pass client traffic

Answer: C

NEW QUESTION 61

Drag and drop the functions from the left onto the correct network components on the right

holds the TCP/IP settings to be distributed to the clients

resolves web URLs to IP addresses

stores a list of IP addresses mapped to names

assigns a default gateway to a client

assigns IP addresses to enabled clients

DHCP Server

DNS Server

- A. Mastered
- B. Not Mastered

Answer: A

Explanation:

holds the TCP/IP settings to be distributed to the clients

resolves web URLs to IP addresses

stores a list of IP addresses mapped to names

assigns a default gateway to a client

assigns IP addresses to enabled clients

DHCP Server

holds the TCP/IP settings to be distributed to the clients

resolves web URLs to IP addresses

assigns IP addresses to enabled clients

DNS Server

stores a list of IP addresses mapped to names

assigns a default gateway to a client

NEW QUESTION 64

.....

THANKS FOR TRYING THE DEMO OF OUR PRODUCT

Visit Our Site to Purchase the Full Set of Actual 200-301 Exam Questions With Answers.

We Also Provide Practice Exam Software That Simulates Real Exam Environment And Has Many Self-Assessment Features. Order the 200-301 Product From:

<https://www.2passeasy.com/dumps/200-301/>

Money Back Guarantee

200-301 Practice Exam Features:

- * 200-301 Questions and Answers Updated Frequently
- * 200-301 Practice Questions Verified by Expert Senior Certified Staff
- * 200-301 Most Realistic Questions that Guarantee you a Pass on Your FirstTry
- * 200-301 Practice Test Questions in Multiple Choice Formats and Updatesfor 1 Year