



Microsoft

Exam Questions AI-102

Designing and Implementing an Azure AI Solution

About Exambible

[Your Partner of IT Exam](#)

Found in 1998

Exambible is a company specialized on providing high quality IT exam practice study materials, especially Cisco CCNA, CCDA, CCNP, CCIE, Checkpoint CCSE, CompTIA A+, Network+ certification practice exams and so on. We guarantee that the candidates will not only pass any IT exam at the first attempt but also get profound understanding about the certificates they have got. There are so many alike companies in this industry, however, Exambible has its unique advantages that other companies could not achieve.

Our Advances

* 99.9% Uptime

All examinations will be up to date.

* 24/7 Quality Support

We will provide service round the clock.

* 100% Pass Rate

Our guarantee that you will pass the exam.

* Unique Gurantee

If you do not pass the exam at the first time, we will not only arrange FULL REFUND for you, but also provide you another exam of your claim, ABSOLUTELY FREE!

NEW QUESTION 1

- (Exam Topic 1)

You need to develop code to upload images for the product creation project. The solution must meet the accessibility requirements. How should you complete the code? To answer, select the appropriate options in the answer area.
NOTE: Each correct selection is worth one point.

```
public static async Task<string> SuggestAltText(ComputerVisionClient client,
{
    List<VisualFeatureTypes?> features = new List<VisualFeatureTypes?>()
    {
        VisualFeatureTypes.Description
        VisualFeatureTypes.ImageType
        VisualFeatureTypes.Objects
        VisualFeatureTypes.Tags
    };
    ImageAnalysis results = await client.AnalyzeImageAsync(image, features);

    var c = results.Brands.DetectedBrands[0]
    var c = results.Description.Captions[0]
    var c = results.Metadata[0]
    var c = results.Objects[0]

    if(c.Confidence>0.5) return(c.Text);
}
```

image)

Dictionary
stream
string

- A. Mastered
- B. Not Mastered

Answer: A

Explanation:

Graphical user interface, text, application, email Description automatically generated

Reference:

<https://github.com/Azure-Samples/cognitive-services-dotnet-sdk-samples/blob/master/documentation-samples/q>

NEW QUESTION 2

- (Exam Topic 1)

HOTSPOT

You are developing the shopping on-the-go project. You are configuring access to the QnA Maker resources. Which role should you assign to AllUsers and LeadershipTeam? To answer, select the appropriate options in the answer area.
NOTE: Each correct selection is worth one point.

Answer Area

AllUsers:

Cognitive Service User
Contributor
Owner
QnA Maker Editor
QnA Maker Read

LeadershipTeam:

Cognitive Service User
Contributor
Owner
QnA Maker Editor
QnA Maker Read

- A. Mastered
- B. Not Mastered

Answer: A

Explanation:

Box 1: QnA Maker Editor
Scenario: Provide all employees with the ability to edit Q&As. The QnA Maker Editor (read/write) has the following permissions: Create KB API Update KB API Replace KB API Replace Alterations "Train API" [in new service model v5]
Box 2: Contributor
Scenario: Only senior managers must be able to publish updates. Contributor permission: All except ability to add new members to roles
Reference:
<https://docs.microsoft.com/en-us/azure/cognitive-services/qnamaker/reference-role-based-access-control>

NEW QUESTION 3

- (Exam Topic 1)
You are developing the smart e-commerce project.
You need to design the skillset to include the contents of PDFs in searches.
How should you complete the skillset design diagram? To answer, drag the appropriate services to the correct stages. Each service may be used once, more than once, or not at all. You may need to drag the split bar between panes or scroll to view content.
NOTE: Each correct selection is worth one point.

Services

Azure Blob storage

Custom Vision API

Azure Files

Language Understanding API

Translator API

Computer Vision API

Azure Cosmos DB

Answer Area

Source

Cracking

Preparation

Destination

- A. Mastered
- B. Not Mastered

Answer: A

Explanation:

Box 1: Azure Blob storage
At the start of the pipeline, you have unstructured text or non-text content (such as images, scanned documents, or JPEG files). Data must exist in an Azure data storage service that can be accessed by an indexer.
Box 2: Computer Vision API
Scenario: Provide users with the ability to search insight gained from the images, manuals, and videos associated with the products.
The Computer Vision Read API is Azure's latest OCR technology (learn what's new) that extracts printed text (in several languages), handwritten text (English only), digits, and currency symbols from images and multi-page PDF documents.
Box 3: Translator API
Scenario: Product descriptions, transcripts, and all text must be available in English, Spanish, and Portuguese. Box 4: Azure Files
Scenario: Store all raw insight data that was generated, so the data can be processed later. Reference:
<https://docs.microsoft.com/en-us/azure/search/cognitive-search-concept-intro> <https://docs.microsoft.com/en-us/azure/cognitive-services/computer-vision/overview-ocr>

NEW QUESTION 4

- (Exam Topic 2)
You are reviewing the design of a chatbot. The chatbot includes a language generation file that contains the following fragment.
Greet(user)
- \${Greeting()}, \${user.name}
For each of the following statements, select Yes if the statement is true. Otherwise, select No.
NOTE: Each correct selection is worth one point.

Answer Area

Statements	Yes	No
<code>\${user.name}</code> retrieves the user name by using a prompt.	<input type="radio"/>	<input type="radio"/>
<code>Greet ()</code> is the name of the language generation template.	<input type="radio"/>	<input type="radio"/>
<code>\${Greeting () }</code> is a reference to a template in the language generation file.	<input type="radio"/>	<input type="radio"/>

- A. Mastered
- B. Not Mastered

Answer: A

Explanation:

Box 1: No
Example: Greet a user whose name is stored in `user.name`
- `${ welcomeUser(user.name) }`
Example: Greet a user whose name you don't know:
- `${ welcomeUser() }`
Box 2: No
Greet(User) is a Send a response action.
Box 3: Yes
Reference:
<https://docs.microsoft.com/en-us/composer/how-to-ask-for-user-input>

NEW QUESTION 5

- (Exam Topic 2)
Note: This question is part of a series of questions that present the same scenario. Each question in the series contains a unique solution that might meet the stated goals. Some question sets might have more than one correct solution, while others might not have a correct solution.
After you answer a question in this section, you will NOT be able to return to it. As a result, these questions will not appear in the review screen.
You build a language model by using a Language Understanding service. The language model is used to search for information on a contact list by using an intent named FindContact.
A conversational expert provides you with the following list of phrases to use for training. Find contacts in London. Who do I know in Seattle?
Search for contacts in Ukraine.
You need to implement the phrase list in Language Understanding. Solution: You create a new pattern in the FindContact intent.
Does this meet the goal?

- A. Yes
- B. No

Answer: B

Explanation:

Instead use a new intent for location.
Note: An intent represents a task or action the user wants to perform. It is a purpose or goal expressed in a user's utterance.
Define a set of intents that corresponds to actions users want to take in your application. Reference: <https://docs.microsoft.com/en-us/azure/cognitive-services/luis/luis-concept-intent>

NEW QUESTION 6

- (Exam Topic 2)
You are building a chatbot by using the Microsoft Bot Framework Composer. You have the dialog design shown in the following exhibit.

AskForName > BeginDialog > Text

Show code

BeginDialog

Begin dialog event

Bot Asks (Text)

What is your name?

User Input (Text)

username = Input(Text)

Bot Asks (Number)

Hello \$(user.name), how old are you?

User Input (Number)

user.age = Input(Number)

Prompt for text

Text input

Collection information - Ask for a word or sentence.

[Learn more](#)

Bot Asks

User Input

Other

Property ⓘ

string

username

Output Format ⓘ

string

ex. =toUpper(this.value), \$(toUpper(this.value))

Value ⓘ

expression

fx =coalesce(@user.Name.@personName)

Expected responses (intent: #TextInput_Response_GH5FTe)

>

For each of the following statements, select Yes if the statement is true. Otherwise, select No.
NOTE: Each correct selection is worth one point.

Answer Area	Statements	Yes	No
	<code>user.name</code> is an entity.	<input type="radio"/>	<input type="radio"/>
	The dialog asks for a user name and a user age and assigns appropriate values to the <code>user.name</code> and <code>user.age</code> properties.	<input type="radio"/>	<input type="radio"/>
	The chatbot attempts to take the first non-null entity value for <code>userName</code> or <code>personName</code> and assigns the value to <code>user.name</code> .	<input type="radio"/>	<input type="radio"/>

- A. Mastered
- B. Not Mastered

Answer: A

Explanation:

Box 1: No
User.name is a property.
Box 2: Yes
Box 3: Yes
The coalesce() function evaluates a list of expressions and returns the first non-null (or non-empty for string) expression.
Reference:
<https://docs.microsoft.com/en-us/composer/concept-language-generation> <https://docs.microsoft.com/en-us/azure/data-explorer/kusto/query/coalescefunction>

NEW QUESTION 7

- (Exam Topic 2)
You have the following C# method for creating Azure Cognitive Services resources programmatically.

```
static void create_resource(CognitiveServicesManagementClient client, string resource_name, string kind, string account_tier, string location)
{
    CognitiveServicesAccount parameters =
        new CognitiveServicesAccount(null, null, kind, location, resource_name,
new CognitiveServicesAccountProperties(), new Sku(account_tier));
    var result = client.Accounts.Create(resource_group_name, account_tier, parameters);
}
```

You need to call the method to create a free Azure resource in the West US Azure region. The resource will be used to generate captions of images automatically. Which code should you use?

- A. create_resource(client, "res1", "ComputerVision", "F0", "westus")
- B. create_resource(client, "res1", "CustomVision.Prediction", "F0", "westus")
- C. create_resource(client, "res1", "ComputerVision", "S0", "westus")
- D. create_resource(client, "res1", "CustomVision.Prediction", "S0", "westus")

Answer: B

Explanation:

Many of the Cognitive Services have a free tier you can use to try the service. To use the free tier, use F0 as the SKU for your resource. There are two tiers of keys for the Custom Vision service. You can sign up for a F0 (free) or S0 (standard) subscription through the Azure portal.
Reference:
<https://docs.microsoft.com/en-us/azure/cognitive-services/cognitive-services-apis-create-account-client-library?> <https://docs.microsoft.com/en-us/azure/cognitive-services/custom-vision-service/limits-and-quotas>

NEW QUESTION 8

- (Exam Topic 2)
You have a web app that uses Azure Cognitive Search.
When reviewing billing for the app, you discover much higher than expected charges. You suspect that the query key is compromised.
You need to prevent unauthorized access to the search endpoint and ensure that users only have read only access to the documents collection. The solution must minimize app downtime.
Which three actions should you perform in sequence? To answer, move the appropriate actions from the list of actions to the answer area and arrange them in the correct order.

Actions	Answer Area
<div>Add a new query key.</div>	
<div>Regenerate the secondary admin key.</div>	
<div>Change the app to use the secondary admin key.</div>	<div>⏪</div>
<div>Change the app to use the new key.</div>	<div>⏩</div>
<div>Regenerate the primary admin key.</div>	
<div>Delete the compromised key.</div>	

- A. Mastered
- B. Not Mastered

Answer: A

Explanation:

Graphical user interface, text Description automatically generated

Reference:

<https://docs.microsoft.com/en-us/azure/search/search-security-api-keys>

NEW QUESTION 9

- (Exam Topic 2)

You are creating an enrichment pipeline that will use Azure Cognitive Search. The knowledge store contains unstructured JSON data and scanned PDF documents that contain text.

Which projection type should you use for each data type? To answer, select the appropriate options in the answer area.

NOTE: Each correct selection is worth one point.

Answer Area

JSON data:	<div><div></div><div>File projection</div><div>Object projection</div><div>Table projection</div></div>
Scanned data:	<div><div></div><div>File projection</div><div>Object projection</div><div>Table projection</div></div>

- A. Mastered
- B. Not Mastered

Answer: A

Explanation:

Box 1: Object projection

Object projections are JSON representations of the enrichment tree that can be sourced from any node. Box 2: File projection

File projections are similar to object projections and only act on the normalized_images collection. Reference:

<https://docs.microsoft.com/en-us/azure/search/knowledge-store-projection-overview>

NEW QUESTION 10

- (Exam Topic 2)

Note: This question is part of a series of questions that present the same scenario. Each question in the series contains a unique solution that might meet the stated goals. Some question sets might have more than one correct solution, while others might not have a correct solution.

After you answer a question in this section, you will NOT be able to return to it. As a result, these questions will not appear in the review screen.

You develop an application to identify species of flowers by training a Custom Vision model. You receive images of new flower species.

You need to add the new images to the classifier.

Solution: You create a new model, and then upload the new images and labels. Does this meet the goal?

- A. Yes
- B. No

Answer: B

Explanation:

The model needs to be extended and retrained.

NEW QUESTION 10

- (Exam Topic 2)

You successfully run the following HTTP request. POST

`https://management.azure.com/subscriptions/18c51a87-3a69-47a8-aedc-a54745f708a1/resourceGroups/RG1/pro`

Body{"keyName": "Key2"} What is the result of the request?

- A. A key for Azure Cognitive Services was generated in Azure Key Vault.
- B. A new query key was generated.
- C. The primary subscription key and the secondary subscription key were rotated.
- D. The secondary subscription key was reset.

Answer: B

Explanation:

Accounts - Regenerate Key regenerates the specified account key for the specified Cognitive Services account. Syntax:

POST `https://management.azure.com/subscriptions/{subscriptionId}/resourceGroups/{resourceGroupName}/`

`providers/Microsoft.CognitiveServices/accounts/{accountName}/regenerateKey?api-version=2017-04-18`

Reference:

<https://docs.microsoft.com/en-us/rest/api/cognitiveservices/accountmanagement/accounts/regeneratekey>

NEW QUESTION 13

- (Exam Topic 2)

You are building a language model by using a Language Understanding service. You create a new Language Understanding resource.

You need to add more contributors. What should you use?

- A. a conditional access policy in Azure Active Directory (Azure AD)
- B. the Access control (1AM) page for the authoring resources in the Azure portal
- C. the Access control (1AM) page for the prediction resources in the Azure portal

Answer: B

Explanation:

Reference:

<https://docs.microsoft.com/en-us/azure/cognitive-services/luis/luis-how-to-collaborate>

NEW QUESTION 14

- (Exam Topic 2)

You need to create a new resource that will be used to perform sentiment analysis and optical character recognition (OCR). The solution must meet the following requirements:

- Use a single key and endpoint to access multiple services.
- Consolidate billing for future services that you might use.
- Support the use of Computer Vision in the future.

How should you complete the HTTP request to create the new resource? To answer, select the appropriate options in the answer area.

NOTE: Each correct selection is worth one point.

Answer Area

	▼	<code>https://management.azure.com/subscriptions/xxxxxxx-xxxx-</code>
<div>PATCH</div> <div>POST</div> <div>PUT</div>		

`xxxx-xxxx-`
`xxxxxxxxxxxx/resourceGroups/RG1/providers/Microsoft.CognitiveServices/`
`accounts/CS1?api-version=2017-04-18`
{
 "location": "West US",
 "kind": "

▼

CognitiveServices

ComputerVision

TextAnalytics

 ",
 "sku": {
 "name": "S0"
 },
 "properties": {},
 "identity": {
 "type": "SystemAssigned"
 }
}

- A. Mastered
- B. Not Mastered

Answer: A

Explanation:

Box 1: PUT

Sample Request: PUT

<https://management.azure.com/subscriptions/00000000-0000-0000-0000-000000000000/resourceGroups/test-rg>

Reference:

<https://docs.microsoft.com/en-us/rest/api/deviceupdate/resourcemanager/accounts/create> <https://www.analyticsvidhya.com/blog/2020/12/microsoft-azure-cognitive-services-api-for-ai-development/>

NEW QUESTION 18

- (Exam Topic 2)

You have a chatbot that was built by using the Microsoft Bot Framework. You need to debug the chatbot endpoint remotely.

Which two tools should you install on a local computer? Each correct answer presents part of the solution. (Choose two.)

NOTE: Each correct selection is worth one point.

- A. Fiddler
- B. Bot Framework Composer
- C. Bot Framework Emulator
- D. Bot Framework CLI
- E. ngrok
- F. nginx

Answer: CE

Explanation:

Bot Framework Emulator is a desktop application that allows bot developers to test and debug bots, either locally or remotely.

ngrok is a cross-platform application that "allows you to expose a web server running on your local machine to the internet." Essentially, what we'll be doing is using ngrok to forward messages from external channels on the web directly to our local machine to allow debugging, as opposed to the standard messaging endpoint configured in the Azure portal.

Reference:

<https://docs.microsoft.com/en-us/azure/bot-service/bot-service-debug-emulator>

NEW QUESTION 21

- (Exam Topic 2)

Note: This question is part of a series of questions that present the same scenario. Each question in the series contains a unique solution that might meet the stated goals. Some question sets might have more than one correct solution, while others might not have a correct solution.

After you answer a question in this section, you will NOT be able to return to it. As a result, these questions will not appear in the review screen.

You create a web app named app1 that runs on an Azure virtual machine named vm1. Vm1 is on an Azure virtual network named vnet1.

You plan to create a new Azure Cognitive Search service named service1.

You need to ensure that app1 can connect directly to service1 without routing traffic over the public internet. Solution: You deploy service1 and a public endpoint, and you configure an IP firewall rule.

Does this meet the goal?

- A. Yes
- B. No

Answer: B

Explanation:

Reference:

<https://docs.microsoft.com/en-us/azure/private-link/private-link-overview>

NEW QUESTION 26

- (Exam Topic 2)

You plan to build a chatbot to support task tracking.

You create a Language Understanding service named lu1.

You need to build a Language Understanding model to integrate into the chatbot. The solution must minimize development time to build the model.

Which four actions should you perform in sequence? To answer, move the appropriate actions from the list of actions to the answer area and arrange them in the correct order. (Choose four.)

Actions

Answer Area

Train the application.

Publish the application.

Add a new application.

Add example utterances.

Add the prebuilt domain ToDo.

- A. Mastered
- B. Not Mastered

Answer: A

Explanation:

Step 1: Add a new application Create a new app

- > Sign in to the LUIS portal with the URL of <https://www.luis.ai>.
- > Select Create new app.
- > Etc.

Step 2: Add example utterances.

In order to classify an utterance, the intent needs examples of user utterances that should be classified with this intent.

Step 3: Train the application Step 4: Publish the application

In order to receive a LUIS prediction in a chat bot or other client application, you need to publish the app to the prediction endpoint.

Reference:

<https://docs.microsoft.com/en-us/azure/cognitive-services/luis/tutorial-intents-only>

NEW QUESTION 30

- (Exam Topic 2)

You are developing a new sales system that will process the video and text from a public-facing website. You plan to monitor the sales system to ensure that it provides equitable results regardless of the user's location or background.

Which two responsible AI principles provide guidance to meet the monitoring requirements? Each correct answer presents part of the solution. (Choose two.)

NOTE: Each correct selection is worth one point.

- A. transparency
- B. fairness
- C. inclusiveness
- D. reliability and safety
- E. privacy and security

Answer: BD

Explanation:

AI systems should treat all people fairly.

AI systems should perform reliably and safely. Reference:

<https://docs.microsoft.com/en-us/azure/cloud-adoption-framework/strategy/responsible-ai>

NEW QUESTION 32

- (Exam Topic 2)

You are designing a conversation flow to be used in a chatbot.

You need to test the conversation flow by using the Microsoft Bot Framework Emulator.

How should you complete the .chat file? To answer, select the appropriate options in the answer area.

NOTE: Each correct selection is worth one point.

```
user=User1
bot=watchbot
user: I want a new watch.
bot: [ Attachment ][Delay=3000]
bot: I can help you with that! Let me see what I can find.
bot: Here's what I found.
bot:
[AttachmentLayout= adaptivecard ]
[Attachment=https://contoso.blob.core.windows.net/watch01.jpg]
[Attachment=https://contoso.blob.core.windows.net/watch02.jpg]
user: I like the first one.
bot: Sure, pulling up more information.
bot: [Attachment=cards\watchProfileCard.json]
user: That's nice! Thank you.
bot: Sure, you are most welcome!
```

- A. Mastered
- B. Not Mastered

Answer: A

Explanation:

Graphical user interface, text, application Description automatically generated

Reference:

<https://docs.microsoft.com/en-us/azure/bot-service/bot-builder-howto-add-media-attachments?view=azure-bot-s>

NEW QUESTION 34

- (Exam Topic 2)

You are developing a method that uses the Computer Vision client library. The method will perform optical character recognition (OCR) in images. The method has the following code.

```
public static async Task ReadFileUrl(ComputerVisionClient client, string urlFile)
{
    const int numberOfCharsInOperationId = 36;

    var txtHeaders = await client.ReadAsync(urlFile, language: "en");

    string opLocation = txtHeaders.OperationLocation;
    string operationId = opLocation.Substring(opLocation.Length -
        numberOfCharsInOperationId);

    ReadOperationResult results;

    results = await client.GetReadResultAsync(Guid.Parse(operationId));

    var textUrlFileResults = results.AnalyzeResult.ReadResults;
    foreach (ReadResult page in textUrlFileResults)
    {
        foreach (Line line in page.Lines)
        {
            Console.WriteLine(line.Text);
        }
    }
}
```

During testing, you discover that the call to the GetReadResultAsync method occurs before the read operation is complete.

You need to prevent the GetReadResultAsync method from proceeding until the read operation is complete. Which two actions should you perform? Each correct answer presents part of the solution. (Choose two.) NOTE: Each correct selection is worth one point.

- A. Remove the Guid.Parse(operationId) parameter.
- B. Add code to verify the results.Status value.
- C. Add code to verify the status of the txtHeaders.Status value.
- D. Wrap the call to GetReadResultAsync within a loop that contains a delay.

Answer: BD

Explanation:

Example code : do

```
{
results = await client.GetReadResultAsync(Guid.Parse(operationId));
}
```

while ((results.Status == OperationStatusCodes.Running || results.Status == OperationStatusCodes.NotStarted)); Reference:

<https://github.com/Azure-Samples/cognitive-services-quickstart-code/blob/master/dotnet/ComputerVision/Comp>

NEW QUESTION 36

- (Exam Topic 2)

You plan to provision a QnA Maker service in a new resource group named RG1. In RG1, you create an App Service plan named AP1.

Which two Azure resources are automatically created in RG1 when you provision the QnA Maker service? Each correct answer presents part of the solution.

NOTE: Each correct selection is worth one point.

- A. Language Understanding
- B. Azure SQL Database
- C. Azure Storage
- D. Azure Cognitive Search
- E. Azure App Service

Answer: DE

Explanation:

Reference:

<https://docs.microsoft.com/en-us/azure/cognitive-services/qnamaker/how-to/set-up-qnamaker-service-azure?tabs>

NEW QUESTION 37

- (Exam Topic 2)

You plan to deploy a containerized version of an Azure Cognitive Services service that will be used for text analysis.

You configure <https://contoso.cognitiveservices.azure.com> as the endpoint URI for the service, and you pull the latest version of the Text Analytics Sentiment Analysis container.

You need to run the container on an Azure virtual machine by using Docker.

How should you complete the command? To answer, select the appropriate options in the answer area.

NOTE: Each correct selection is worth one point.

Answer Area

```
docker run --rm -it -p 5000:5000 --memory 8g --cpus 1 \
```

▼ \

http://contoso.blob.core.windows.net
https://contoso.cognitiveservices.azure.com
mcr.microsoft.com/azure-cognitive-services/textanalytics/keyphrase
mcr.microsoft.com/azure-cognitive-services/textanalytics/sentiment

```
Eula=accept \
```

Billing=
▼ \

http://contoso.blob.core.windows.net
https://contoso.cognitiveservices.azure.com
mcr.microsoft.com/azure-cognitive-services/textanalytics/keyphrase
mcr.microsoft.com/azure-cognitive-services/textanalytics/sentiment

```
ApiKey=xxxxxxxxxxxxxxxxxxxxxx
```

- A. Mastered
- B. Not Mastered

Answer: A

Explanation:

Box 1: mcr.microsoft.com/azure-cognitive-services/textanalytics/sentiment

To run the Sentiment Analysis v3 container, execute the following docker run command. docker run --rm -it -p 5000:5000 --memory 8g --cpus 1 \ mcr.microsoft.com/azure-cognitive-services/textanalytics/sentiment \ Eula=accept \

Billing={ENDPOINT_URI} \

ApiKey={API_KEY} is the endpoint for accessing the Text Analytics API. https://<your-custom-subdomain>.cognitiveservices.azure.com

Box 2: https://contoso.cognitiveservices.azure.com

{ENDPOINT_URI} is the endpoint for accessing the Text Analytics API:

https://<your-custom-subdomain>.cognitiveservices.a The endpoint for accessing the Text Analytics API. zure.com

Reference:

<https://docs.microsoft.com/en-us/azure/cognitive-services/text-analytics/how-tos/text-analytics-how-to-install-co>

NEW QUESTION 41

- (Exam Topic 2)

You need to build a chatbot that meets the following requirements:

- Supports chit-chat, knowledge base, and multilingual models
- Performs sentiment analysis on user messages
- Selects the best language model automatically

What should you integrate into the chatbot?

- A. QnA Maker, Language Understanding, and Dispatch
- B. Translator, Speech, and Dispatch
- C. Language Understanding, Text Analytics, and QnA Maker
- D. Text Analytics, Translator, and Dispatch

Answer: C

Explanation:

Language Understanding: An AI service that allows users to interact with your applications, bots, and IoT devices by using natural language.

QnA Maker is a cloud-based Natural Language Processing (NLP) service that allows you to create a natural conversational layer over your data. It is used to find the most appropriate answer for any input from your custom knowledge base (KB) of information.

Text Analytics: Mine insights in unstructured text using natural language processing (NLP)—no machine learning expertise required. Gain a deeper understanding of customer opinions with sentiment analysis. The Language Detection feature of the Azure Text Analytics REST API evaluates text input

Reference:

<https://azure.microsoft.com/en-us/services/cognitive-services/text-analytics/> <https://docs.microsoft.com/en-us/azure/cognitive-services/qnamaker/overview/overview>

NEW QUESTION 43

- (Exam Topic 2)

You plan to use a Language Understanding application named app1 that is deployed to a container. App1 was developed by using a Language Understanding authoring resource named lu1.

App1 has the versions shown in the following table.

Version	Trained date	Published date
V1.2	None	None
V1.1	2020-10-01	None
V1.0	2020-09-01	2020-09-15

You need to create a container that uses the latest deployable version of app1.

Which three actions should you perform in sequence? To answer, move the appropriate actions from the list of actions to the answer area and arrange them in the

correct order. (Choose three.)

Actions

Answer Area

Run a container that has `version` set as an environment variable.

Export the model by using the Export as JSON option.

Select v1.1 of app1.

Run a container and mount the model file.

Select v1.0 of app1.

Export the model by using the Export for containers (GZIP) option.

Select v1.2 of app1.

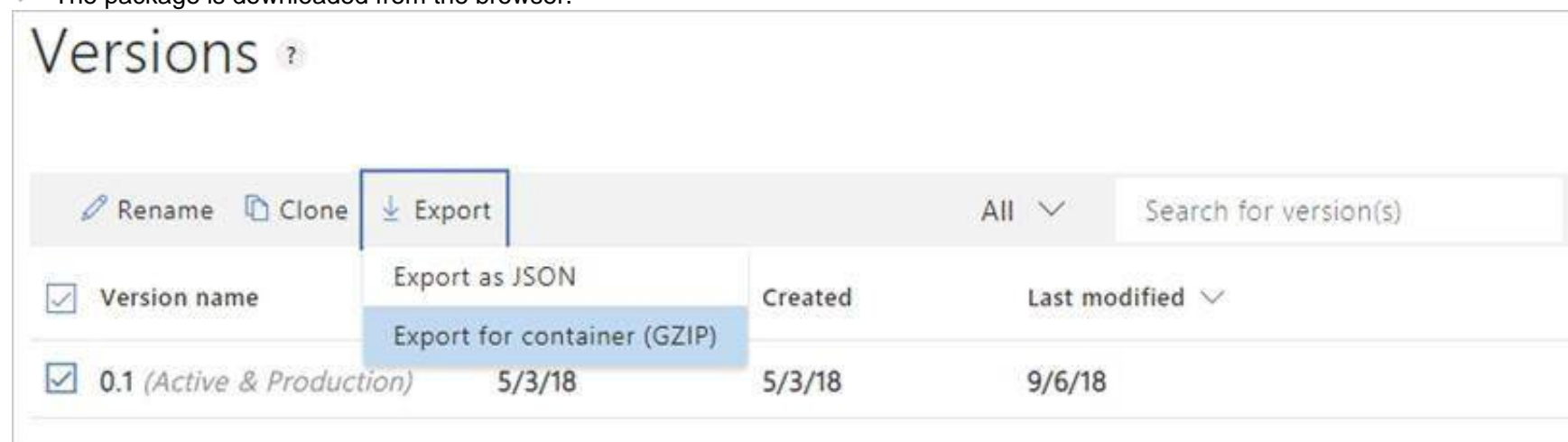
- A. Mastered
- B. Not Mastered

Answer: A

Explanation:

Step 1: Export the model using the Export for containers (GZIP) option. Export versioned app's package from LUIS portal
The versioned app's package is available from the Versions list page.

- Sign on to the LUIS portal.
- Select the app in the list.
- Select Manage in the app's navigation bar.
- Select Versions in the left navigation bar.
- Select the checkbox to the left of the version name in the list.
- Select the Export item from the contextual toolbar above the list.
- Select Export for container (GZIP).
- The package is downloaded from the browser.



Step 2: Select v1.1 of app1.

A trained or published app packaged as a mounted input to the container with its associated App ID. Step 3: Run a contain and mount the model file.

Run the container, with the required input mount and billing settings. Reference:

<https://docs.microsoft.com/en-us/azure/cognitive-services/luis/luis-container-howto>

NEW QUESTION 44

- (Exam Topic 2)

You are developing a service that records lectures given in English (United Kingdom).

You have a method named `AppendToTranscriptFile` that takes translated text and a language identifier.

You need to develop code that will provide transcripts of the lectures to attendees in their respective language. The supported languages are English, French, Spanish, and German.

How should you complete the code? To answer, select the appropriate options in the answer area.

NOTE: Each correct selection is worth one point.

Answer Area

```
static async Task TranslateSpeechAsync()
{
    var config = SpeechTranslationConfig.FromSubscription("69cad5cc-0ab3-4704-bdff-afbf4aa07d85", "uksouth");

    var lang = new List<string>
    {
        "en-GB",
        "fr", "de", "es",
        "French", "Spanish", "German"
    };

    config.SpeechRecognitionLanguage = "en-GB";
    lang.ForEach(config.AddTargetLanguage);

    using var audioConfig = AudioConfig.FromDefaultMicrophoneInput();
    using var recognizer = new TranslationRecognizer(config, audioConfig);

    var result = await recognizer.RecognizeOnceAsync();
    if (result.Reason == ResultReason.TranslatedSpeech)
```

- A. Mastered
B. Not Mastered

Answer: A

Explanation:

Box 1: {"fr", "de", "es"}

A common task of speech translation is to specify target translation languages, at least one is required but multiples are supported. The following code snippet sets both French and German as translation language targets.

```
static async Task TranslateSpeechAsync()
{
    var translationConfig =
    SpeechTranslationConfig.FromSubscription(SPEECH SUBSCRIPTION KEY, SPEECH SERVICE REGION);
    translationConfig.SpeechRecognitionLanguage = "it-IT";
    // Translate to languages. See, https://aka.ms/speech/sttt-languages translationConfig.AddTargetLanguage("fr"); translationConfig.AddTargetLanguage("de");
}
```

Box 2: TranslationRecognizer

After you've created a SpeechTranslationConfig, the next step is to initialize a TranslationRecognizer. Example code:

```
static async Task TranslateSpeechAsync()
{
    var translationConfig =
    SpeechTranslationConfig.FromSubscription(SPEECH SUBSCRIPTION KEY, SPEECH SERVICE REGION);
    var fromLanguage = "en-US";
    var toLanguages = new List<string> { "it", "fr", "de" }; translationConfig.SpeechRecognitionLanguage = fromLanguage;
    toLanguages.ForEach(translationConfig.AddTargetLanguage);
    using var recognizer = new TranslationRecognizer(translationConfig);
}
```

NEW QUESTION 46

- (Exam Topic 2)

You develop a test method to verify the results retrieved from a call to the Computer Vision API. The call is used to analyze the existence of company logos in images. The call returns a collection of brands named brands.

You have the following code segment.

```
foreach (var brand in brands)
{
    if (brand.Confidence >= .75)
        Console.WriteLine($"Logo of {brand.Name} between {brand.Rectangle.X},
{brand.Rectangle.Y} and {brand.Rectangle.W}, {brand.Rectangle.H}");
}
```

For each of the following statements, select Yes if the statement is true. Otherwise, select No.

NOTE: Each correct selection is worth one point.

Answer Area

Statements	Yes	No
The code will return the name of each detected brand with a confidence equal to or higher than 75 percent.	<input type="checkbox"/>	<input type="checkbox"/>
The code will return coordinates for the bottom-left corner of the rectangle that contains the brand logo of the displayed brands.	<input type="checkbox"/>	<input type="checkbox"/>
The code will return coordinates for the bottom-right corner of the rectangle that contains the brand logo of the displayed brands.	<input type="checkbox"/>	<input type="checkbox"/>

- A. Mastered
B. Not Mastered

Answer: A

Explanation:

Box 1: Yes
Box 2: Yes
If several logs are detected, or the logo image and the stylized brand name are detected as two separate logos, it starts numbering them from the bottom-left corner.
Box 3: No Reference:
<https://docs.microsoft.com/en-us/azure/cognitive-services/computer-vision/concept-brand-detection>

NEW QUESTION 49

- (Exam Topic 2)
You have a Custom Vision resource named acvdev in a development environment. You have a Custom Vision resource named acvprod in a production environment.
In acvdev, you build an object detection model named obj1 in a project named proj1. You need to move obj1 to acvprod.
Which three actions should you perform in sequence? To answer, move the appropriate actions from the list of actions to the answer area and arrange them in the correct order.

Actions

Use the ExportProject endpoint on acvdev.

Use the GetProjects endpoint on acvdev.

Use the ImportProject endpoint on acvprod.

Use the ExportIteration endpoint on acvdev.

Use the GetIterations endpoint on acvdev.

Use the UpdateProject endpoint on acvprod.

Answer Area

- A. Mastered
B. Not Mastered

Answer: A

Explanation:

Text Description automatically generated
Reference:
<https://docs.microsoft.com/en-us/azure/cognitive-services/custom-vision-service/copy-move-projects>

NEW QUESTION 53

- (Exam Topic 2)
You build a conversational bot named bot1.
You need to configure the bot to use a QnA Maker application.
From the Azure Portal, where can you find the information required by bot1 to connect to the QnA Maker application?

- A. Access control (IAM)
B. Properties
C. Keys and Endpoint

D. Identity

Answer: C

Explanation:

Obtain values to connect your bot to the knowledge base

* 1. In the QnA Maker site, select your knowledge base.

* 2. With your knowledge base open, select the SETTINGS tab. Record the value shown for service name. This value is useful for finding your knowledge base of interest when using the QnA Maker portal interface. It's not used to connect your bot app to this knowledge base.

* 3. Scroll down to find Deployment details and record the following values from the Postman sample HTTP request:

* 4. POST /knowledgebases/<knowledge-base-id>/generateAnswer

* 5.Host: <your-host-url>

* 6. Authorization: EndpointKey <your-endpoint-key> Reference:

<https://docs.microsoft.com/en-us/azure/bot-service/bot-builder-howto-qna>

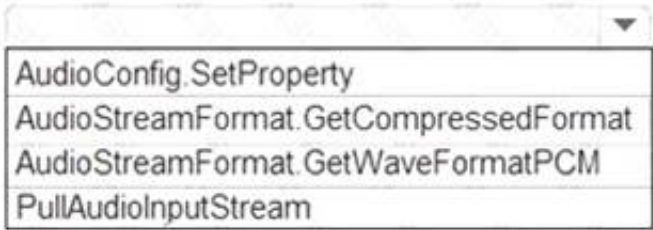
NEW QUESTION 56

- (Exam Topic 2)


You are developing a streaming Speech to Text solution that will use the Speech SDK and MP3 encoding. You need to develop a method to convert speech to text for streaming MP3 data.

How should you complete the code? To answer, select the appropriate options in the answer area.

NOTE: Each correct selection is worth one point.

```
var audioFormat =  (AudioStreamContainerFormat.MP3);

var speechConfig = SpeechConfig.FromSubscription("18c51a87-3a69-47a8-aedc-a54745f708a1", "westus");
var audioConfig = AudioConfig.FromStreamInput(pushStream, audioFormat);

using (var recognizer = new  (speechConfig, audioConfig))

{
    var result = await recognizer.RecognizeOnceAsync();
    var text = result.Text;
}
```

A. Mastered

B. Not Mastered

Answer: A

Explanation:

Graphical user interface, text, application, email Description automatically generated

Reference:

<https://docs.microsoft.com/en-us/azure/cognitive-services/speech-service/how-to-use-codec-compressed-audio-i>

NEW QUESTION 60

- (Exam Topic 2)

You have the following data sources:

- > Finance: On-premises Microsoft SQL Server database
- > Sales: Azure Cosmos DB using the Core (SQL) API
- > Logs: Azure Table storage
- > HR: Azure SQL database

You need to ensure that you can search all the data by using the Azure Cognitive Search REST API. What should you do?

- A. Configure multiple read replicas for the data in Sales.
- B. Mirror Finance to an Azure SQL database.
- C. Migrate the data in Sales to the MongoDB API.
- D. Ingest the data in Logs into Azure Sentinel.

Answer: B

Explanation:

On-premises Microsoft SQL Server database cannot be used as an index data source.

Note: Indexer in Azure Cognitive Search: : Automate aspects of an indexing operation by configuring a data source and an indexer that you can schedule or run on demand. This feature is supported for a limited number of data source types on Azure.

Indexers crawl data stores on Azure.

- > Azure Blob Storage

- > Azure Data Lake Storage Gen2 (in preview)
- > Azure Table Storage
- > Azure Cosmos DB
- > Azure SQL Database
- > SQL Managed Instance
- > SQL Server on Azure Virtual Machines Reference:
<https://docs.microsoft.com/en-us/azure/search/search-indexer-overview#supported-data-sources>

NEW QUESTION 62

- (Exam Topic 2)

You need to measure the public perception of your brand on social media messages. Which Azure Cognitive Services service should you use?

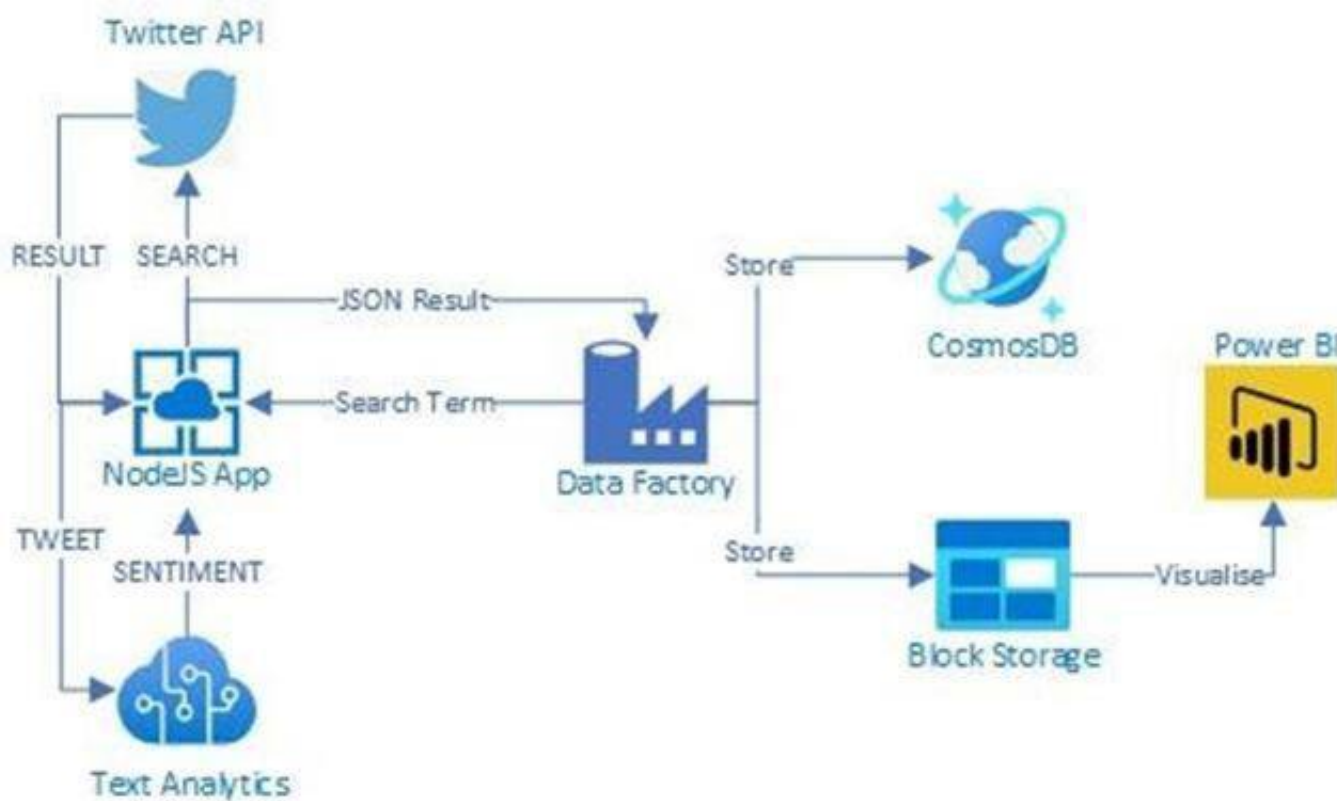
- A. Text Analytics
- B. Content Moderator
- C. Computer Vision
- D. Form Recognizer

Answer: A

Explanation:

Text Analytics Cognitive Service could be used to quickly determine the public perception for a specific topic, event or brand.

Example: A NodeJS app which pulls Tweets from Twitter using the Twitter API based on a specified search term. Then pass these onto Text Analytics for sentiment scoring before storing the data and building a visualisation in PowerBI. The Architecture looked something like this:



Reference:

<https://www.linkedin.com/pulse/measuring-public-perception-azure-cognitive-services-steve-dalai>

NEW QUESTION 63

- (Exam Topic 2)

Note: This question is part of a series of questions that present the same scenario. Each question in the series contains a unique solution that might meet the stated goals. Some question sets might have more than one correct solution, while others might not have a correct solution.

After you answer a question in this section, you will NOT be able to return to it. As a result, these questions will not appear in the review screen.

You develop an application to identify species of flowers by training a Custom Vision model. You receive images of new flower species.

You need to add the new images to the classifier.

Solution: You add the new images and labels to the existing model. You retrain the model, and then publish the model.

Does this meet the goal?

- A. Yes
- B. No

Answer: A

Explanation:

The model needs to be extended and retrained.

NEW QUESTION 64

.....

Relate Links

100% Pass Your AI-102 Exam with Exam Bible Prep Materials

<https://www.exambible.com/AI-102-exam/>

Contact us

We are proud of our high-quality customer service, which serves you around the clock 24/7.

Viste - <https://www.exambible.com/>