

Microsoft

Exam Questions MB-800

Microsoft Dynamics 365 Business Central Functional Consultant



NEW QUESTION 1

- (Exam Topic 1)

You need to report profitability by business line.

How should you configure the system? To answer, select the appropriate options in the answer area. NOTE: Each correct selection is worth one point.

Action	Control
Create a dimension	<div><div></div><div>Value</div><div>Combination</div><div>Default Priorities</div><div>Account Type Default</div></div>
Assign the dimension	<div><div></div><div>Vendor</div><div>Item Charge</div><div>G/L account</div></div>
Select a value posting	<div><div></div><div>Blank</div><div>No Code</div><div>Same Code</div><div>Code Mandatory</div></div>

- A. Mastered
- B. Not Mastered

Answer: A

Explanation:

Action	Control
Create a dimension	<div><div></div><div>Value</div><div>Combination</div><div>Default Priorities</div><div>Account Type Default</div></div>
Assign the dimension	<div><div></div><div>Vendor</div><div>Item Charge</div><div>G/L account</div></div>
Select a value posting	<div><div></div><div>Blank</div><div>No Code</div><div>Same Code</div><div>Code Mandatory</div></div>

NEW QUESTION 2

- (Exam Topic 1)

You need to configure the system to show the sales discounts.

How should you configure the system? To answer, select the appropriate options in the answer area. NOTE: Each correct selection is worth one point.

Action

Configuration

Define simultaneous posting

▼

General Ledger Setup
Sales & Receivable Setup
Customer
Item

Specify type to post separately

▼

Invoice Disc. Code
Special Prices & Discounts
Adjust for Payment Disc.
Discount Posting

- A. Mastered
- B. Not Mastered

Answer: A

Explanation:

Action

Configuration

Define simultaneous posting

▼

General Ledger Setup
Sales & Receivable Setup
Customer
Item

Specify type to post separately

▼

Invoice Disc. Code
Special Prices & Discounts
Adjust for Payment Disc.
Discount Posting

NEW QUESTION 3

- (Exam Topic 1)

You need to configure discounting for sales.

Which three actions should you perform in sequence? To answer, move the appropriate actions from the list of actions to the answer area.

Actions

Answer Area

Define the Sales Invoice Discounts

Define the Customer Special Sales Prices & Discounts

Create a Customer Discount Group

Configure Discount Posting in Sales & Receivable Setup

Define the Sales Line Discounts

Select the Item Discount Group for the Item

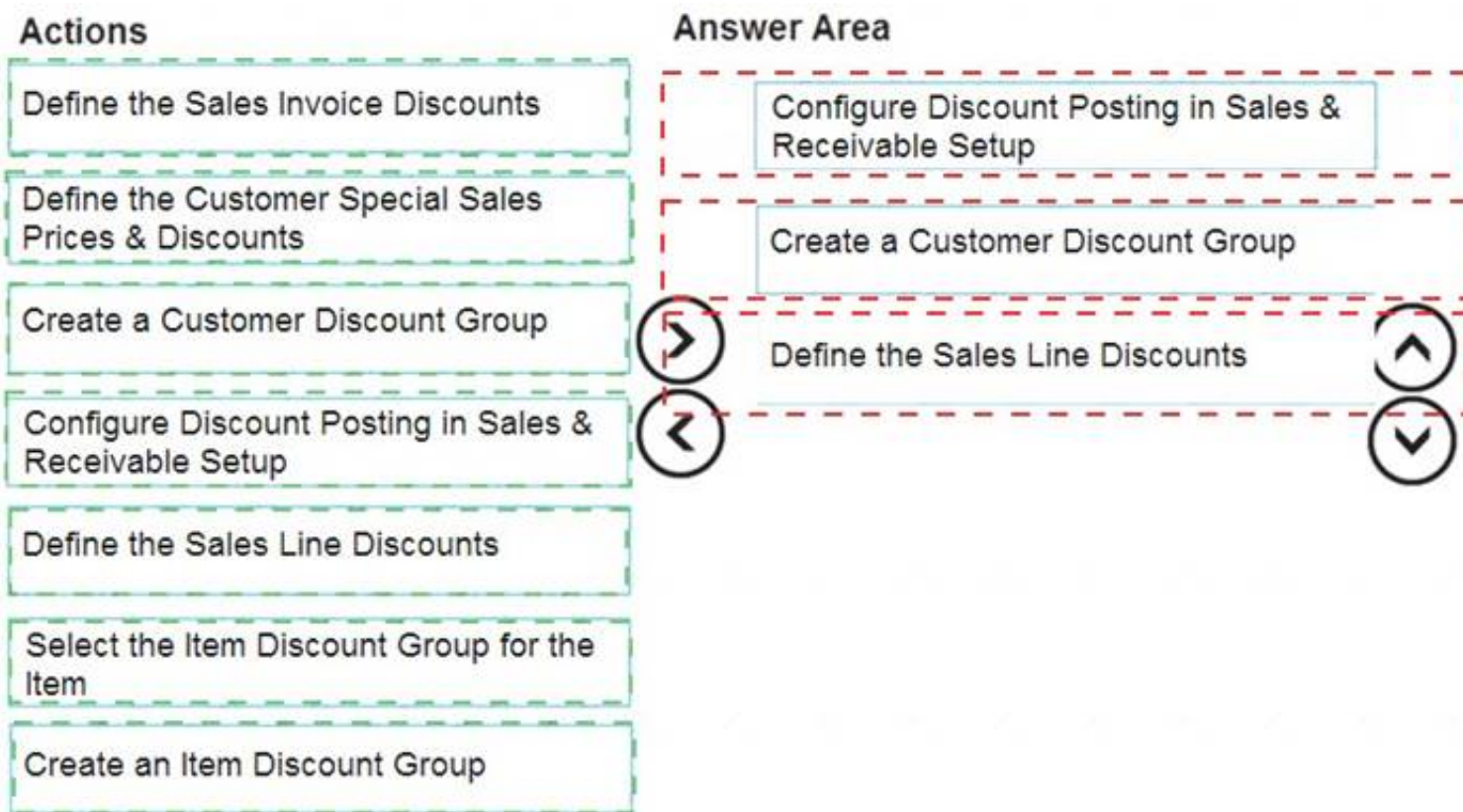
Create an Item Discount Group



- A. Mastered
- B. Not Mastered

Answer: A

Explanation:



NEW QUESTION 4

- (Exam Topic 1)

You need to resolve the reconciliation issues.

How should you complete the setup? To answer, select the appropriate options in the answer area. NOTE: Each correct selection is worth one point.

Configure

Restrict use on

	▼
General Ledger Setup	
Sales & Receivable Setup	
G/L Account Card	
Chart of Accounts	

Set value for

	▼
Reconciliation account	
Direct posting	
Check G/L account usage	
Gen.Posting Type	

Control

- A. Mastered
- B. Not Mastered

Answer: A

Explanation:

Configure

Restrict use on

	▼
General Ledger Setup	
Sales & Receivable Setup	
G/L Account Card	
Chart of Accounts	

Set value for

	▼
Reconciliation account	
Direct posting	
Check G/L account usage	
Gen.Posting Type	

Control

NEW QUESTION 5

- (Exam Topic 2)

You need to configure the purchase order process to meet the auditor's requirements.

Which four actions should you perform in sequence? To answer, move the appropriate actions from the list of actions to the answer area and arrange them in the

correct order.

Actions

Run a Test Report

Add Items, including Quantity, to the lines

Select **Post and Invoice**

Create a warehouse receipt

Add a vendor

Change the Purchase Order to a Status of **Released**

Select **Post and Receive**

Add a Purchaser Code

Answer Area

>

<

↑

↓

- A. Mastered
- B. Not Mastered

Answer: A

Explanation:

Actions

Run a Test Report

Add Items, including Quantity, to the lines

Select **Post and Invoice**

Create a warehouse receipt

Add a vendor

Change the Purchase Order to a Status of **Released**

Select **Post and Receive**

Add a Purchaser Code

Answer Area

Change the Purchase Order to a Status of **Released**

Create a warehouse receipt

Add Items, including Quantity, to the lines

Select **Post and Receive**

NEW QUESTION 6

- (Exam Topic 2)

You need to configure the system to meet the requirements for received items. What should you do?

- A. Set the default costing method to Standard
- B. Turn on Automatic Cost Posting
- C. Turn on Expected Cost Posting
- D. Set the value of the Automatic Cost Adjustment option to Always

Answer: C

Explanation:

Reference:

<https://docs.microsoft.com/en-gb/dynamics365/business-central/design-details-expected-cost-posting>

NEW QUESTION 7

- (Exam Topic 2)

You need to set up a new fiscal year and restrict posting.

Which options should you use? To answer, select the appropriate options in the answer area. NOTE: Each correct selection is worth one point.

Requirement	Action
Set up a new fiscal year.	<div><div></div><div>Select Close Year Select Create Year Select Fiscal Year Balance Select Inventory Period</div></div>
Define the fiscal year start date.	<div><div></div><div>Accept the default New Fiscal Year Check Closed for all rows except for June 1 Check New Fiscal Year for June 1 Clear the default New Fiscal Year</div></div>
Restrict posting.	<div><div></div><div>In General Ledger Setup, set the Allow Posting From and Allow Posting To options to current dates In User Setup, set Allow Posting From and Allow Posting To options to current dates Remove any Permission sets that allow posting Set the Work Date past the prior month ending date</div></div>

- A. Mastered
- B. Not Mastered

Answer: A

Explanation:

Requirement	Action
Set up a new fiscal year.	<div><div></div><div>Select Close Year Select Create Year Select Fiscal Year Balance Select Inventory Period</div></div>
Define the fiscal year start date.	<div><div></div><div>Accept the default New Fiscal Year Check Closed for all rows except for June 1 Check New Fiscal Year for June 1 Clear the default New Fiscal Year</div></div>
Restrict posting.	<div><div></div><div>In General Ledger Setup, set the Allow Posting From and Allow Posting To options to current dates In User Setup, set Allow Posting From and Allow Posting To options to current dates Remove any Permission sets that allow posting Set the Work Date past the prior month ending date</div></div>

NEW QUESTION 8

- (Exam Topic 3)

An accounting manager provides you with a chart of accounts.

The accounting manager wants you to configure the General Posting Setup. You need to complete the configuration as efficiently as possible.

What are three ways to complete the configuration? Each correct answer presents a complete solution.

NOTE: Each correct selection is worth one point.

- A. Use the Copy action to create a new General Posting Setup Card
- B. Import a configuration package that contains the General Posting Setup
- C. Use the Suggest Accounts action to create all possible posting setup combinations
- D. Create a new General Posting Setup Card, and then use the Suggest Accounts action
- E. Create a new General Posting Setup Card, and then use the Copy action

Answer: BDE

Explanation:

Reference:

<https://docs.microsoft.com/en-us/learn/modules/posting-groups-dynamics-365-business-central/4-configure>

NEW QUESTION 9

- (Exam Topic 3)

You need to configure Dynamics 365 Business Central to allow for receipt of quantities of items greater than the quantity ordered.

What are two possible ways to achieve the goal? Each correct answer presents a complete solution.

NOTE: Each correct selection is worth one point.

- A. Configure a maximum order quantity for the item
- B. Configure a maximum inventory level for the item

- C. Set up and select an over-receipt code in the item record
- D. Set up and select an over-receipt code in the vendor record

Answer: CD

Explanation:

Reference:
<https://docs.microsoft.com/en-gb/dynamics365/business-central/warehouse-how-receive-items>

NEW QUESTION 10

- (Exam Topic 3)
The accounts payable department of a company processes purchase invoices throughout the month. A vendor sends an invoice at the end of each week that combines all deliveries.
The company wants to know how to process this invoice. You need to explain the steps involved in purchase invoicing.
In which order should the steps be performed? To answer, move all actions from the list of actions to the answer area and arrange them in the correct order.

Actions

Create a new purchase invoice for the vendor and use the Get Receipt Lines action.

Delete fully invoiced purchase orders.

On the purchase invoice lines, make the necessary adjustments for example regarding received quantity or prices.

From the purchase order, post receipts for the items

Post the purchase invoice

Answer Area

>

<

↑

↓

- A. Mastered
- B. Not Mastered

Answer: A

Explanation:

Reference:
<https://docs.microsoft.com/en-gb/dynamics365/business-central/purchasing-how-to-combine-receipts>

NEW QUESTION 10

- (Exam Topic 3)
You are implementing Dynamics 365 Business Central. The accounting manager of the company provides you with the chart of accounts.
You need to set up specific posting groups according to the chart of accounts.
Which setup should you use? To answer, drag the appropriate setup to the correct action. Each setup may be used once, more than once, or not at all. You may need to drag the split bar between panes or scroll to view content.
NOTE: Each correct selection is worth one point.

Setups

Bank Account Posting Groups

Customer Posting Groups

Inventory Posting Groups and Inventory Posting Setup

Vendor Posting Groups

General Posting Setup

Answer Area

Action

Automatic posting of received payment differences

Automatic posting to the payables account

Automatic posting to different work in progress balance accounts, depending on the location

Setup

Setup

Setup

- A. Mastered
- B. Not Mastered

Answer: A

Explanation:

Reference:

<https://docs.microsoft.com/en-us/learn/modules/posting-groups-dynamics-365-business-central/1-set-up>

NEW QUESTION 12

- (Exam Topic 3)

You need to configure a new journal template.

What should you do? To answer, drag the appropriate fields to the correct requirements. Each field may be used once, more than once, or not at all. You may need to drag the split bar between panes or scroll to view content.

NOTE: Each correct selection is worth one point.

Fields	Answer Area	
	Requirement	Field
Force Doc. Balance	Create journal lines that must balance by document number and document type.	Field
Bal. Account Type and Bal. Account No.	Create journal lines that must specify a default balancing account.	Field
Source Code	Create journal lines that use the origin of the entry as the basis for an audit trail.	Field
Reason Code	Create journal lines that must include a reason why an entry was made and can be used for the audit trail.	Field

- A. Mastered
- B. Not Mastered

Answer: A

Explanation:

Reference:

<https://docs.microsoft.com/en-us/learn/modules/general-journal-templates-dynamics-365-business-central/1-tem>

NEW QUESTION 15

- (Exam Topic 3)

You are creating companies for multiple customers in the cloud-based version of Dynamics 365 Business Central by using the assisted setup guide.

You need to create new companies.

Which templates should you use? To answer, drag the appropriate templates to the correct requirements. Each template may be used once, more than once, or not at all. You may need to drag the split bar between panes or scroll to view content.

NOTE: Each correct selection is worth one point.

Templates	Answer Area	
	Requirement	Template
Create New	Create a company that has setup data and sample data.	Template
Evaluation	Create a company that does not have setup data.	Template
Production	Create a blank company that has setup data but does not have sample data.	Template

- A. Mastered
- B. Not Mastered

Answer: A

Explanation:

Reference:

<https://docs.microsoft.com/en-gb/dynamics365/business-central/about-new-company>

NEW QUESTION 19

- (Exam Topic 3)

You are implementing Dynamics 365 Business Central.

You use infinite items such as water, electricity, and natural gas. You need to set up the items.

Which item type should you use for infinite items?

- A. Resource
- B. Inventory
- C. Service
- D. Non-Inventory

Answer: D

Explanation:

Reference:

<https://dynamicsuser.net/nav/b/peik/posts/using-infinite-components-in-a-dynamics-365-bc-production>

NEW QUESTION 21

- (Exam Topic 3)

The general ledger account for accounts receivable must match the sum of all balances on the customer cards. You need to set up the general ledger account card for accounts receivable to meet this requirement.

Which configuration should you use?

- A. Account Type
- B. Blocked
- C. Totaling
- D. Direct Posting

Answer: C

NEW QUESTION 23

- (Exam Topic 3)

You are implementing Dynamics 365 Business Central Online. Users must be added to Business Central for the first time. You need to add the users.

Which action should you use?

- A. Get New Users from Office 365
- B. Create a new entry on the User Setup page
- C. Update Users from Office 365
- D. Import User Groups

Answer: A

Explanation:

Reference:

<https://dankinsella.blog/add-user-in-business-central-cloud/>

NEW QUESTION 24

- (Exam Topic 3)

A bank is implementing Dynamics 365 Business Central.

Each bank account must be configured to a unique G/L Account. You need to set up the first bank account.

How should you configure the system? To answer, select the appropriate options in the answer area. NOTE: Each correct selection is worth one point.

Control	Assignment
Bank Account Nos.	<div><div></div><div><div>Bank Account Posting groups</div><div>General Ledger Setup</div><div>Cash Flow Setup</div><div>Source Code Setup</div></div></div>
G/L Account for the bank account	<div><div></div><div><div>General Business Posting group</div><div>Bank Account Posting group</div><div>General Posting Setup</div><div>Bank Account Currency Code</div></div></div>

- A. Mastered
- B. Not Mastered

Answer: A

Explanation:

Reference:

<https://usedynamics.com/business-central/finance/general-ledger-setup/> <https://docs.microsoft.com/en-gb/dynamics365/business-central/bank-how-setup-bank-accounts>

NEW QUESTION 26

- (Exam Topic 3)

You are implementing Dynamics 365 Business Central for a customer. The customer wants to manually add many similar items.

You need to help the customer create copies of existing items.

Which three actions must be performed? Each correct answer presents part of the solution.

NOTE: Each correct selection is worth one point.

- A. On the Set up Customer/Vendor/Item Templates page, create a new item template
- B. Open an existing item, and then click the Save as Template action on the item card
- C. On the Set Up Customer/Vendor/Item Templates page, edit the information in the newly created item template

- D. On the Configuration Templates page, create a new template for item table
- E. Create a new item, and then select the new template name to copy the information to the item

Answer: BCE

Explanation:

Reference:
<https://usedynamics.com/business-central/product-dev/item-templates/>

NEW QUESTION 31

- (Exam Topic 3)
You are implementing Dynamics 365 Business Central for a company.
The company must perform inventory valuation according to the following business rules:

- > Use the first in, first out (FIFO) costing method for all items.
- > Include received items that are not yet invoiced on balance sheets.
- > Lock inventory value by closing the month.

You need to recommend a process for the company’s accounting department to use.
Which three actions should you recommend be performed in sequence? To answer, move the appropriate actions from the list of actions to the answer area and arrange them in the correct order.

Actions

Perform the Post Inventory Cost to G/L batch job

Close the inventory period

Include Expected Cost on the Inventory Valuation report

Perform the Adjust Cost - Item entries batch job

Update Standard Cost

Answer Area

>

<

↑

↓

- A. Mastered
- B. Not Mastered

Answer: A

Explanation:

Reference:
<https://docs.microsoft.com/en-gb/dynamics365/business-central/finance-how-to-work-with-inventory-periods>

NEW QUESTION 34

- (Exam Topic 3)
A company uses Dynamics 365 Business Central.
The company wants to automate sales credit memo processing. You need to configure the system to meet the requirements.
What should you do? To answer, select the appropriate options in the answer area. NOTE: Each correct selection is worth one point.

Requirements	Action
Ensure that the costs on credit memos match the costs from the originating invoice.	<div><div></div><div><div>Select Exact Cost Reversing Mandatory</div><div>Choose a No.Series for Posted Credit Memo Nos.</div><div>Choose Yes to Archive Return Orders</div><div>Add a Sales Credit Memo Account in General Posting Setup</div></div></div>
Process the receipt of a return at the same time the credit memo is posted.	<div><div></div><div><div>Select Return Receipt on Credit Memo</div><div>Select Shipment on Invoice</div><div>Choose Skip Manual Reservation</div><div>Choose Blank for Default Quantity to Ship</div></div></div>
List a default quantity of one on the credit memo lines.	<div><div></div><div><div>Choose Yes for Default Item Quantity</div><div>Choose Remainder for Default Quantity to Ship</div><div>Choose No for Default Item Quantity</div><div>Choose Blank for Default Quantity to Ship</div></div></div>

- A. Mastered
- B. Not Mastered

Answer: A

Explanation:

Requirements	Action
Ensure that the costs on credit memos match the costs from the originating invoice.	<div><div></div><div>Select Exact Cost Reversing Mandatory Choose a No.Series for Posted Credit Memo Nos. Choose Yes to Archive Return Orders Add a Sales Credit Memo Account in General Posting Setup</div></div>
Process the receipt of a return at the same time the credit memo is posted.	<div><div></div><div>Select Return Receipt on Credit Memo Select Shipment on Invoice Choose Skip Manual Reservation Choose Blank for Default Quantity to Ship</div></div>
List a default quantity of one on the credit memo lines.	<div><div></div><div>Choose Yes for Default Item Quantity Choose Remainder for Default Quantity to Ship Choose No for Default Item Quantity Choose Blank for Default Quantity to Ship</div></div>

NEW QUESTION 35

- (Exam Topic 3)

Monetary amounts for local currency must always display three decimal places.
In General Ledger Setup, you need to configure the appropriate setup field with the appropriate value. What should you do?

- A. Set the value of Amount Decimal Places to 3:3
- B. Set the value of Unit-Amount Decimal Places to 3:3
- C. Set the value of In
- D. Rounding Precision to 0.001
- E. Set the value of Unit-Amount Rounding Precision to 0.001
- F. Set the value of Amount Rounding Precision to 0.001

Answer: A

Explanation:

The two threes in 3:3 mean a minimum of three decimal places and a maximum of 3 decimal places. In other words, it will always display three decimal places.

NEW QUESTION 40

- (Exam Topic 3)

You are configuring Dynamics 365 Business Central for a company. You need to create items.
Which item types should you use? To answer, drag the appropriate item types to the correct scenarios. Each item type may be used once, more than once, or not at all. You may need to drag the split bar between panes or scroll to view content.
NOTE: Each correct selection is worth one point.

Item types	Answer Area	
	Scenario	Item type
All	The item may be transferred between locations.	Item type
Inventory	The item can be used in assembly consumption, but the quantity is not tracked.	Item type
Non-Inventory	Item will be used in sales transactions.	Item type
Service		

- A. Mastered
- B. Not Mastered

Answer: A

Explanation:

Reference:
<https://docs.microsoft.com/en-gb/dynamics365/business-central/inventory-about-item-types>



NEW QUESTION 45

- (Exam Topic 3)

You set up a new company for a customer.

The customer provides you with a Microsoft Excel file that contains master data. You need to import the master data by using configuration packages.

Which four actions should you perform in sequence? To answer, move the appropriate actions from the list of actions to the answer area and arrange them in the correct order.

Actions	Answer Area
Import a populated Excel template into the sales header and lines	
Import a populated Excel template into the package data	
Export a configuration package	
Apply the data	
Create a configuration package	
Export an Excel template and populate the data	

- A. Mastered
B. Not Mastered

Answer: A

Explanation:

Reference:

<https://docs.microsoft.com/en-gb/dynamics365/business-central/admin-how-to-prepare-a-configuration-package> <https://docs.microsoft.com/en-gb/dynamics365/business-central/admin-how-to-configure-new-companies>

NEW QUESTION 48

• • • • •

Thank You for Trying Our Product

We offer two products:

1st - We have Practice Tests Software with Actual Exam Questions

2nd - Questions and Answers in PDF Format

MB-800 Practice Exam Features:

- * MB-800 Questions and Answers Updated Frequently
- * MB-800 Practice Questions Verified by Expert Senior Certified Staff
- * MB-800 Most Realistic Questions that Guarantee you a Pass on Your FirstTry
- * MB-800 Practice Test Questions in Multiple Choice Formats and Updatesfor 1 Year

100% Actual & Verified — Instant Download, Please Click
[Order The MB-800 Practice Test Here](#)