

## Exam Questions VMCE\_v12

Veeam Certified Engineer v12

[https://www.2passeasy.com/dumps/VMCE\\_v12/](https://www.2passeasy.com/dumps/VMCE_v12/)



### NEW QUESTION 1

The compliance team is requesting a Veeam engineer complete the following tasks on the backup environment:

- \* 1. All image-level backups are to be tested and validated
- \* 2. Recovery verification with a well-known malware scan
- \* 3. Send an email to the Veeam engineer with test results

What is the recovery verification function to meet this requirement?

- A. On-Demand Sandbox
- B. SureBackup
- C. Quick Migration
- D. SureReplica

**Answer: B**

#### Explanation:

SureBackup is the Veeam technology that allows you to verify the recoverability of backups. It can automatically verify the integrity of the backup, test it for malware (with the aid of third-party antivirus software), and send email notifications upon the completion of the job. This is accomplished by running the backups in an isolated environment called a Virtual Lab, without making any changes to the actual production environment. By using SureBackup, Veeam engineers can ensure that image-level backups are recoverable, can be verified against malware, and can report the results via email, thus meeting the compliance team's requests.

### NEW QUESTION 2

An engineer has a NAS file share to protect.

What preliminary step must be taken to create a NAS backup job?

- A. Define file exclusions in the job
- B. Register the file server under Storage Infrastructure in the VBR console
- C. Add a Managed Server with the IP address of the NAS Filer
- D. Add a File Share under Inventory and choose NAS Filer

**Answer: D**

#### Explanation:

Before creating a NAS backup job, an engineer must add the NAS file share to the Veeam Backup & Replication (VBR) console under the Inventory section. This involves specifying the NAS Filer and the particular file share to be protected. This step allows Veeam to recognize the file share as a valid source for backup operations.

References:

? Veeam Backup & Replication User Guide: NAS Backup

? Veeam Help Center: Adding File Shares to Inventory

### NEW QUESTION 3

A customer wants to set up a Scale-Out Backup Repository. Due to malware concerns, immutability is recommended. An on-premises server can be used to hold primary backups, but it can only hold about 21 days of backups. A copy of the backups should be stored in AWS. The retention for all backups is 60 days.

Which configuration of a Scale-out Backup repository meets these requirements?

- A. Copy mode Performance Tier: Windows REFS, immutability set for 11 days Capacity Tier: Amazon S3, immutability set for 60 days
- B. Copy and move mode Performance Tier: Windows REFS, immutability set for 11 days Capacity Tier: Amazon S3, immutability set for 60 days
- C. Copy mode Performance Tier: Linux Hardened Repository, XFS, immutability set for 11 days Capacity Tier: Amazon S3, immutability set for 60 days
- D. Copy and move mode Performance Tier: Linux Hardened Repository, XFS, immutability set for 11 days Capacity Tier: Amazon S3, immutability set for 60 days

**Answer: D**

#### Explanation:

To meet the requirements of setting up a Scale-Out Backup Repository (SOBR) with immutability for malware protection and specific retention policies, the most fitting configuration is D: Copy and move mode with a Performance Tier configured on a Linux Hardened Repository using the XFS file system and immutability set for 21 days, and a Capacity Tier on Amazon S3 with immutability set for 60 days. This setup utilizes the copy and move mode to ensure that backups are first stored on the on-premises Linux Hardened Repository with an immutability setting that prevents modifications to backups, providing protection against malware for the most recent 21 days of backups. As this on-premises server has limited capacity, older backups beyond 21 days are moved to the Capacity Tier in Amazon S3, where they are also protected with immutability for the entire 60-day retention period. This configuration leverages the strengths of both on-premises and cloud storage while ensuring that all backups are protected from modification or deletion by immutability, aligning with the customer's malware protection concerns and retention requirements.

### NEW QUESTION 4

An administrator needs to configure a backup job that dynamically adds new VMware hosted SQL servers. How can this be accomplished?

- A. Create a job based on vSphere tags.
- B. Enable application aware processing.
- C. Create a CSV file that is scanned before the backup job starts.
- D. Create a dynamic backup job in Enterprise Manager.

**Answer: A**

#### Explanation:

Creating a backup job based on vSphere tags allows for dynamic addition of new VMware hosted SQL servers. When new VMs are tagged appropriately in vSphere, they are automatically included in the backup job, ensuring all relevant SQL servers are backed up without manual intervention. References: Veeam Backup & Replication User Guide, Veeam Dynamic Backup Job Configuration Guide

#### NEW QUESTION 5

A corporation needs to give their MS SQL DBAs a way to restore their MS SQL databases. Which action would allow the corporation to grant this access without giving access to other operations?

- A. Deny access to restore VMs in Enterprise Manager
- B. Give the DBA group Restore Operator access to the backup server
- C. Give the DBA group Restore Operator access to MS SQL DBs in Enterprise Manager
- D. Delegate application item recoveries to the DBA Group

**Answer:** C

#### Explanation:

To grant MS SQL DBAs the ability to restore their databases without giving access to other operations, the appropriate action is to give the DBA group Restore Operator access specifically to MS SQL databases within Veeam Enterprise Manager. This role-based access control allows DBAs to perform the needed restores while restricting access to other functionality. References:

? Veeam Backup & Replication User Guide: Role-Based Access Control

? Veeam Enterprise Manager Guide: Delegating Restore Operations

#### NEW QUESTION 6

Which feature can be used in Veeam Explorer for Microsoft Exchange?

- A. Export to BAK file
- B. Restore databases from backups created with Veeam RMAN plug-in
- C. Recover from litigation and in-place hold items
- D. Restore original password for account objects

**Answer:** C

#### Explanation:

Veeam Explorer for Microsoft Exchange allows recovery of items that are under litigation hold or in-place hold. This feature is essential for compliance and legal discovery processes where emails and other items need to be preserved and may be subject to eDiscovery requests. It is not used for restoring databases from backups created with Veeam RMAN plug-in, exporting to BAK files, or restoring original passwords for account objects. References:

? Veeam Explorer for Microsoft Exchange User Guide: Working with Items under Litigation Hold

? Veeam Knowledge Base: Recovery of Exchange Items

#### NEW QUESTION 7

A company has an RPO set at 4 hours and values data protection and disaster recovery. A disaster occurs on June 12, 2023 at 10:00 AM. Which restore point gives the company the best RPO?

- A. June 12,2023,9:30 AM
- B. June 12,2023,5:00 AM
- C. June 12,2023, 1:00 PM
- D. June 12,2023,8:00 AM

**Answer:** A

#### Explanation:

Given the company has an RPO set at 4 hours, the restore point that gives the best RPO is the one closest to the time of the disaster without going over the disaster's timestamp. Since the disaster occurred on June 12, 2023, at 10:00 AM, the restore point at June 12, 2023, 9:30 AM would be the most recent one within the RPO threshold. This restore point minimizes data loss and provides the most current data before the disaster. References:

? Veeam Backup & Replication User Guide: Understanding RPO and RTO

? Veeam Best Practices: RPO and RTO Planning

#### NEW QUESTION 8

In the war against ransomware, a company decided to implement tape backup. The infrastructure contains VMware VMs and physical Windows servers. What is the most efficient approach to getting all servers onto tape?

- A. Create file to tape jobs and write directly to tape.
- B. Create backup jobs, then create file to tape jobs.
- C. Create backup to tape jobs and write directly to tape.
- D. Create backup jobs, then create backup to tape jobs.

**Answer:** D

#### Explanation:

The most efficient approach to getting all servers onto tape, considering there are both VMware VMs and physical Windows servers in the infrastructure, is to first create backup jobs that target both the VMs and the physical servers. After these backups are stored on a disk-based repository, you can then create backup to tape jobs. This method leverages Veeam's ability to handle both types of environments and ensures that all data is efficiently backed up to tape for offsite storage and ransomware protection. References:

? Veeam Backup & Replication User Guide: Tape Device Support

? Veeam Best Practices: Configuring Tape Jobs

#### NEW QUESTION 9

An engineer needs to test the impact of operating system updates on app functionality in an isolated non-production environment. What Veeam Backup and Replication feature can be used to facilitate this?

- A. Replication
- B. Direct Storage Snapshots
- C. Virtual Labs

D. Instant Recovery

**Answer:** C

**Explanation:**

Virtual Labs is the ideal feature for testing the impact of operating system updates in an isolated environment. Virtual Labs allow you to create a secure, isolated copy of your production environment where you can test updates, patches, and other changes without affecting the live environment. References: Veeam Backup & Replication Documentation, Veeam Virtual Lab Guide

**NEW QUESTION 10**

The engineer configured Veeam Backup & Replications 3 years ago with an all-in-one physical server with one job backing up all VMs. The environment grew considerably and RPOs are no longer met.

The engineer checks the backup job and sees:

Load: Source 0% > Proxy 68% > Network 0% > Target 0%. What should be done to decrease the backup processing time?

- A. Edit the Backup Job settings and enable parallel processing from Advanced options
- B. Split the VMs in several jobs with the same schedule to process the VMs in parade C From Backup Infrastructure add an extra Windows/Linux machine as Backup Proxy
- C. Install another Veeam Backup & Replication server and move half of the VMs to be processed in a separate job

**Answer:** C

**Explanation:**

Given the proxy load of 68% and all other loads (source, network, target) at 0%, the bottleneck is at the proxy. To decrease the backup processing time and accommodate the growth of the environment, adding additional Windows or Linux machines as backup proxies would help distribute the load. This would enable parallel processing and reduce the time taken to complete the backup jobs, thereby helping to meet the RPOs.

References:

Veeam Backup & Replication User Guide: Backup Proxy Veeam Help Center: Managing Backup Proxies

**NEW QUESTION 10**

A Windows Server using the ReFS filesystem has been used as a standalone Veeam repository for several years and is due for replacement. A new Windows server using the ReFS filesystem has been created to replace the old server, with twice the capacity. Backup files need to be transferred to the new server with no disruptions to the existing backup chains.

The Veeam engineer has begun to move backup files to the new repository but is now getting alerts that it is running out of space.

How could the engineer have avoided this issue?

- A. Use a Backup Copy Job
- B. Use the "Copy backup..." function
- C. Use the "Move backup..." function
- D. Use Robocopy with the /compress switch

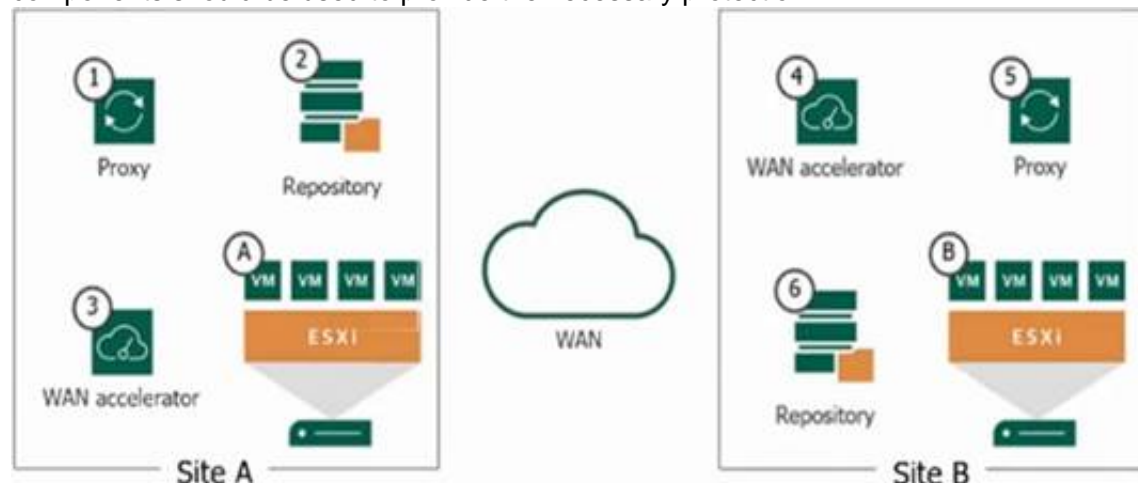
**Answer:** C

**Explanation:**

To avoid running out of space when moving backups to a new repository, the "Move backup..." function in Veeam Backup & Replication should be used. This function allows you to relocate backup files to a new repository without duplicating data, which can save space. Unlike a simple copy action, the move function ensures that the backup chain remains intact and does not require additional space for a copy of the backups during the transfer. When the move is initiated, Veeam will also automatically update the configuration to point to the new backup location, thus preventing any disruptions in the backup chain.

**NEW QUESTION 14**

Hourly backup jobs are configured to local repositories. Daily backups must be sent from Site B to the repository on Site A. The connection between the two sites does not allow a direct backup to complete within the backup window. Impact on the source VMs at Site B should be minimized. Which type of job and Veeam components should be used to provide the necessary protection?



- A. A backup copy job and components 6 ? 4 ? 3 ? 2
- B. A backup job and components 5 ? 4 ? 3 ? 2
- C. A backup job and components 5 ? 2
- D. A backup copy job and components 6?5?4?3?1 ? 2

**Answer:** A

**Explanation:**

For the given scenario where daily backups need to be sent from Site B to a repository at Site A and the connection between the two sites is limited, thus impacting the ability to complete direct backups within the backup window, a Backup Copy Job would be appropriate. A Backup Copy Job is a feature in Veeam



Backup & Replication that allows you to create several instances of the same backup files across different locations (repositories).  
In the image provided, the components involved in the Backup Copy Job from Site B to Site A would be:  
? 6 (Repository at Site B): This is the source repository where the hourly backup jobs are stored.  
? 4 and 3 (WAN Accelerators at both sites): These components optimize data transfer over the WAN.  
? 2 (Repository at Site A): This is the target repository where the backup copies will be stored.  
This setup would minimize impact on the source VMs at Site B since the Backup Copy Job works with backup data rather than directly with the production VMs, thus reducing the load on those VMs during the process.

#### NEW QUESTION 16

An engineer is using Veeam Backup and Replication v12.  
The only backup repository is a Microsoft Windows server with direct attached Fibre Channel storage array.  
The engineer realizes that none of their backups are immutable. A second copy of the backup on a different site and a different media is required.  
Which option should be used to provide immutable backups on a secondary site with a different media?

- A. Create a Scale Out Backup Repository with the existing Microsoft Windows Server as the performance tier and an HPe StoreOnce Catalyst share with immutability enabled as the capacity tier.
- B. Create a Scale Out Backup Repository with the existing Microsoft Windows Server as the performance tier and AWS S3 bucket with immutability enabled as the capacity tier.
- C. Create a new hardened repository on a new Microsoft Windows Server, mark it as immutable and create a backup copy job on it.
- D. Create a Scale Out Backup Repository with the existing Microsoft Windows Server as the performance tier and Google Cloud Object Storage with immutability enabled as the capacity tier.

**Answer:** B

#### Explanation:

To provide immutable backups on a secondary site with a different media, the best option given the context is B: Create a Scale Out Backup Repository (SOBR) with the existing Microsoft Windows Server as the performance tier and an AWS S3 bucket with immutability enabled as the capacity tier.  
This approach involves leveraging the existing backup infrastructure (Microsoft Windows Server with direct-attached storage) as the performance tier of the SOBR, where the most recent backups are stored for fast access. For long-term storage and immutability, backups can be offloaded to an AWS S3 bucket configured with Object Lock. The Object Lock feature in AWS S3 provides an additional layer of data protection by making the backup data immutable, meaning it cannot be deleted or modified for a specified duration. This setup ensures that backup data is protected against accidental deletion, ransomware, and other malicious activities.  
By implementing this configuration, the engineer can achieve the desired level of data protection and immutability, utilizing cloud storage as a secure and scalable secondary backup location, distinct from the primary on-premises storage media.

#### NEW QUESTION 20

An engineer needs to back up their VMware VMs running on a Nimble Array. The engineer has checked "Enable backup from storage snapshots" when creating the job. When the backup runs, snapshots are not triggered on the Nimble Array.  
Which additional step must be performed?

- A. The Nimble Array needs to be rebooted to allow for Backup from Storage Snapshots.
- B. The Nimble Array needs to be added to Storage Infrastructure.
- C. The backup repository is not configured to accept snapshots
- D. VMware Tools need to be updated

**Answer:** B

#### Explanation:

To enable backup from storage snapshots with a Nimble Array, it is necessary to add the storage system to the Veeam Backup & Replication console's Storage Infrastructure. This allows Veeam to interact with the Nimble Array and orchestrate the creation of storage snapshots, which can then be used for backups. Simply enabling the backup from storage snapshots option in the job is not enough; the array itself must be integrated into the Veeam infrastructure. References:  
? Veeam Backup & Replication User Guide: Integration with Storage Systems  
? Veeam Best Practices: Nimble Storage Snapshot Integration

#### NEW QUESTION 24

Which two public cloud infrastructures can be backed up without an agent? (Choose two.)

- A. AWS
- B. Tencent Cloud
- C. Alibaba Cloud
- D. Oracle VM Virtualbox
- E. Microsoft Azure

**Answer:** AE

#### Explanation:

Veeam provides agentless backup solutions for several public cloud infrastructures, among which AWS (Amazon Web Services) and Microsoft Azure are the prominent platforms supported. Thus, the correct answers are A: AWS and E: Microsoft Azure.  
? For AWS, Veeam offers Veeam Backup for AWS, an agentless solution designed to protect AWS workloads by leveraging native AWS technologies. This solution allows for the backup and recovery of AWS EC2 instances without the need for agents inside the instances, providing efficient and flexible cloud-native data protection.  
? In the case of Microsoft Azure, Veeam Backup for Microsoft Azure provides a similar agentless data protection capability, allowing for the backup and recovery of Azure VMs. This solution also utilizes native Azure technologies to facilitate seamless integration and management of backups within the Azure ecosystem. These solutions are designed to provide comprehensive data protection for cloud workloads, simplifying management while ensuring robust backup and recovery capabilities in these public cloud environments.

#### NEW QUESTION 27

The organization has a strategy to copy its VM and Agent backups to the alternate site. The backup administrator has requested to implement a similar backup

copy strategy for unstructured data backups with 10 additional days of retention.  
Which configuration is correct?

- A. File to tape job
- B. File share backup job
- C. File share copy job
- D. Periodic backup copy

**Answer:** C

**Explanation:**

When implementing a backup copy strategy for unstructured data backups with additional retention, a File Share Copy job is the correct configuration. This type of job is designed to copy backups of file shares to a secondary location, which in this case would be the alternate site. It allows for the setting of additional retention days beyond the original backup retention policy. References:

? Veeam Backup & Replication User Guide: File Share Backup and Copy

? Veeam Knowledge Base: Configuring File Share Copy Jobs

**NEW QUESTION 31**

A customer wants to start an on-demand lab from backup files for several mission critical VMs.

What SureBackup feature should be configured to identify the necessary VMs?

- A. Application Group
- B. Virtual Lab
- C. Staged Restore
- D. Secure Restore

**Answer:** A

**Explanation:**

When starting an on-demand lab from backup files for mission-critical VMs, the appropriate SureBackup feature to configure is A: Application Group. An Application Group in Veeam Backup & Replication is a predefined group of VMs that are started together in the SureBackup job. This feature is designed to ensure that interdependent VMs, such as those comprising a multi-tier application, are started in a sequence that respects their operational dependencies, allowing for comprehensive verification and testing. The Application Group can include the mission-critical VMs and any associated VMs required for the application environment to function correctly, ensuring that all components are available and interact as expected within the isolated on-demand lab environment. This setup facilitates effective testing or troubleshooting in a manner that closely mirrors the production environment without impacting live operations.

**NEW QUESTION 36**

To be able to increase backup retention, the company has bought a Data Domain deduplication appliance.

After setting up the jobs to use it, the backup administrator observes an increase of resource consumption on the backup server. The proxy configuration has not been modified.

What is causing the issue?

- A. The backup appliance does not have enough resources to process the data.
- B. The SSL certificate on the backup appliance needs to be updated.
- C. The backup server has to fulfill the gateway role.
- D. The backup server needs additional resources to use a deduplication appliance.

**Answer:** C

**Explanation:**

When integrating a Data Domain deduplication appliance with Veeam Backup & Replication, it is typically used as a backup repository. The backup server may need to take on the gateway role, especially if the Data Domain is integrated over NFS or CIFS. This means that the backup server will be responsible for processing the data flow between the Veeam proxies and the deduplication appliance. If the gateway server (backup server) is not well-resourced, this additional workload can cause an increase in resource consumption on the backup server. The appliance's resources and the SSL certificate are not related to increased resource consumption on the backup server, and simply needing additional resources for deduplication (D) is not specific enough without indicating the gateway role.

**NEW QUESTION 38**

A customer's NAS has multiple hardware failures, and the NAS is no longer accessible. All of the users are impacted as they need to access the NAS for day-to-day work.

Which restore method could minimize the service impact to the users?

- A. Restore of files and folders
- B. Instant file share recovery
- C. Rollback to a point in time
- D. Restore of the entire file share

**Answer:** B

**Explanation:**

Instant file share recovery is the most effective method to minimize service impact in this scenario. This feature allows users to instantly access the NAS data directly from the backup files without having to wait for the entire file share to be restored. This approach is beneficial when quick access to data is crucial. References: Veeam Backup & Replication Documentation, Veeam NAS Backup Guide

**NEW QUESTION 42**

A company's infrastructure includes a Fibre Channel SAN where the VMware VMs are located. The administrator wants to create a backup that minimizes the impact on the production environment. What proxy transport mode should be used?

- A. Network

- B. Guest interaction
- C. Direct storage access
- D. Virtual appliance

**Answer:** C

**Explanation:**

For a VMware environment on a Fibre Channel SAN, the most efficient proxy transport mode to minimize impact on the production environment is Direct Storage Access. This mode allows the backup proxy to directly interact with the SAN, bypassing the production network and reducing load on the ESXi hosts. References: Veeam Backup & Replication Best Practices, Veeam VMware Backup Proxy Guide

**NEW QUESTION 47**

A software development company has deployed the Veeam Data Platform. Recently, developers have been making increasingly frequent requests to have files restored from their VMware VMs.

What can be done to reduce strain on the backup team?

- A. Give developers access to the Veeam Plug-in for VMware vSphere Client
- B. Give developers access to Veeam One Business View
- C. Give the developers access to the Enterprise Manager Self-Service File Restore Portal
- D. Outsource developer restore requests to a Managed Service Provider

**Answer:** C

**Explanation:**

To alleviate the workload on the backup team while still accommodating the frequent restore requests from developers, the most effective strategy is to empower the developers themselves with the ability to perform file restores. This can be achieved by granting them access to the Enterprise Manager Self-Service File Restore Portal. Veeam Enterprise Manager offers a Self-Service File Restore Portal, which allows users to independently restore files from backups of their VMs without the need for direct intervention by the backup team. This portal is designed with security and ease of use in mind, ensuring that developers can perform restores as needed while adhering to the principle of least privilege, thus reducing the strain on the backup team. This approach aligns with Veeam's emphasis on enhancing operational efficiency and self-service capabilities in data management practices.

**NEW QUESTION 49**

A Veeam engineer needs to copy backup files from a Windows repository in Site A to a Linux repository in Site B. The WAN connection between the two sites is busy during business hours. The engineer needs to configure a backup copy job to accomplish this task.

Which feature of the backup copy job should be configured to avoid transferring data during business hours?

- A. Immediate copy
- B. Periodic copy
- C. WAN accelerator
- D. Backup Copy Window

**Answer:** D

**Explanation:**

In a scenario where a Veeam engineer needs to manage backup file transfers between two sites without impacting bandwidth during business hours, the most appropriate feature to configure in the backup copy job is D: Backup Copy Window. The Backup Copy Window setting in Veeam Backup & Replication allows for specifying the time frame during which the backup copy job is allowed to transfer data. By configuring this window to exclude business hours, the engineer can ensure that the backup copy job transfers data only during off-peak hours, thereby avoiding additional strain on the WAN connection when it is most needed for business operations. This approach provides the flexibility to balance the need for offsite backups with the practical bandwidth considerations of a busy WAN connection, ensuring that backup activities do not interfere with critical business functions.

**NEW QUESTION 50**

A company needs to ensure that, during a disaster, a group of VMs starts in a certain order with time delays between starting each VM. How can this be accomplished?

- A. Perform a planned failover.
- B. Create a failover plan.
- C. Create a failover template file for the group of VMs.
- D. Create a replica chain in the Veeam Backup & Replication console.

**Answer:** B

**Explanation:**

To ensure that a group of VMs starts in a specific order with time delays during a disaster scenario, the solution is B: Create a failover plan. A failover plan in Veeam Backup & Replication is a feature designed to manage the startup sequence of VMs within a DR site. The failover plan can be customized to specify the order in which VMs should start and to include necessary delays between the startups of each VM. This is especially useful for multi-tier applications where the order of startup is essential for the application stack to become fully operational. By using a failover plan, companies can control the recovery process, ensuring that VMs are brought online in an orderly and coordinated fashion that respects their interdependencies.

**NEW QUESTION 55**

For general data protection regulation (GDPR) compliance, Veeam can add a location tag to which component?

- A. File copy job
- B. Proxy server
- C. Scale-out Backup Repositories
- D. WAN accelerator

**Answer:** C

**Explanation:**

For GDPR compliance, Veeam provides the capability to add location tags to Scale-out Backup Repositories. Location tags in Veeam Backup & Replication are used to identify the location of data, which is essential for adhering to data sovereignty laws like GDPR. Location tagging helps ensure that data residency requirements are met by keeping data in a defined geographical area. In the context of GDPR, it's important to manage and control where personal data is stored and processed. Proxy servers, file copy jobs, and WAN accelerators do not have the functionality to be tagged for GDPR compliance in the same manner as repositories within Veeam Backup & Replication.

**NEW QUESTION 58**

A Veeam administrator wants to diagnose known issues in the configuration and performance of backup infrastructure without involving Veeam Technical Support. What feature of Veeam One should the administrator use?

- A. Intelligent Diagnostics
- B. Log Shipping Servers
- C. Business View
- D. Best Practices Analyzer

**Answer:** A

**Explanation:**

For diagnosing known issues in the configuration and performance of the backup infrastructure without the direct involvement of Veeam Technical Support, the administrator should utilize A: Intelligent Diagnostics in Veeam One. Intelligent Diagnostics is a feature designed to proactively detect known issues within the Veeam backup infrastructure by analyzing the system's event logs, performance data, and configurations. It uses predefined patterns and rules derived from common issues identified by Veeam Support to provide early warnings and suggest corrective actions. This self-service approach enables administrators to address potential problems before they impact operations, enhancing the reliability and efficiency of the backup infrastructure.

**NEW QUESTION 60**

In the war against ransomware, a company decided to implement tape backup. The infrastructure contains Hyper-V VMs. What is the correct approach to getting all servers onto tape?

- A. Create media pools, then create file to tape jobs.
- B. Create media sets, then create backup to tape jobs.
- C. Create media sets, then create file to tape jobs.
- D. Create media pools, then create backup to tape jobs.

**Answer:** D

**Explanation:**

The correct approach for backing up Hyper-V VMs to tape in a ransomware protection strategy is to create media pools first and then configure backup to tape jobs. This method ensures organized and efficient tape management while securing VM backups on tape media. References: Veeam Backup & Replication User Guide, Veeam Tape Backup Configuration Guide

**NEW QUESTION 65**

An infrastructure with 50 VMs has a power outage. After the VMware cluster has booted up again, 10 large VMs are orphaned. However, all VM disk files are still on the datastores. What is the quickest way to bring back those VMs with the least possible data loss?

- A. Remove the existing VM disk files from the datastore and perform Instant VM Recovery
- B. Perform Instant VM Recovery with quick rollback with automatic Power On VM at the end.
- C. Perform Restore VM Files and only restore the VM configuration files.
- D. Use the "Restore guest files" option to restore the VM configuration files.

**Answer:** C

**Explanation:**

In a situation where VMs are orphaned after a power outage but their disk files remain intact on the datastores, the most efficient way to restore these VMs with minimal data loss is C: Perform Restore VM Files and only restore the VM configuration files. This approach involves using Veeam Backup & Replication to restore only the necessary VMX files (for VMware) or equivalent configuration files for other hypervisors, which contain the settings and configuration of the VMs. Since the disk files are still present and intact on the datastores, restoring the configuration files allows the VMs to be re-registered with the hypervisor and brought back online quickly, without the need to transfer or restore the entire VM disk files, thus minimizing downtime and data loss.

**NEW QUESTION 69**

A number of VMs are running as interdependent applications. They need to fail over, one by one, as a group. What method should be used to do this?

- A. Replica failover
- B. Replication plan
- C. Planned failover
- D. Failover plan

**Answer:** D

**Explanation:**

To ensure VMs running interdependent applications fail over one by one, as a group, the method to use is D: Failover plan. In Veeam Backup & Replication, a failover plan allows for the orchestration of a group of replicas to fail over in a predefined sequence. This includes the capability to set up delays between starting each VM, which is crucial for interdependent applications that must be started in a specific order to function correctly. The failover plan ensures that dependencies among the group are respected and that the startup sequence follows the correct order, enabling a smooth and organized transition to the failover state.

**NEW QUESTION 72**

An engineer needs to be able to perform all functions without needing to access the backup server locally or over remote desktop.



What should the engineer do?

- A. Use SSH to connect to the Veeam Backup & Replication server.
- B. Install the required Veeam Explorers locally
- C. Install the Veeam console on the engineer's desktop.
- D. Use Enterprise Manager to connect to the Veeam Backup & Replication server.

**Answer: C**

**Explanation:**

To perform all functions without needing to access the backup server locally or over remote desktop, the engineer can install the Veeam console on their desktop. This allows the engineer to remotely manage and control the Veeam Backup & Replication infrastructure. The console provides full access to the backup server's capabilities from any machine within the network, making it unnecessary to log in directly to the server. References:

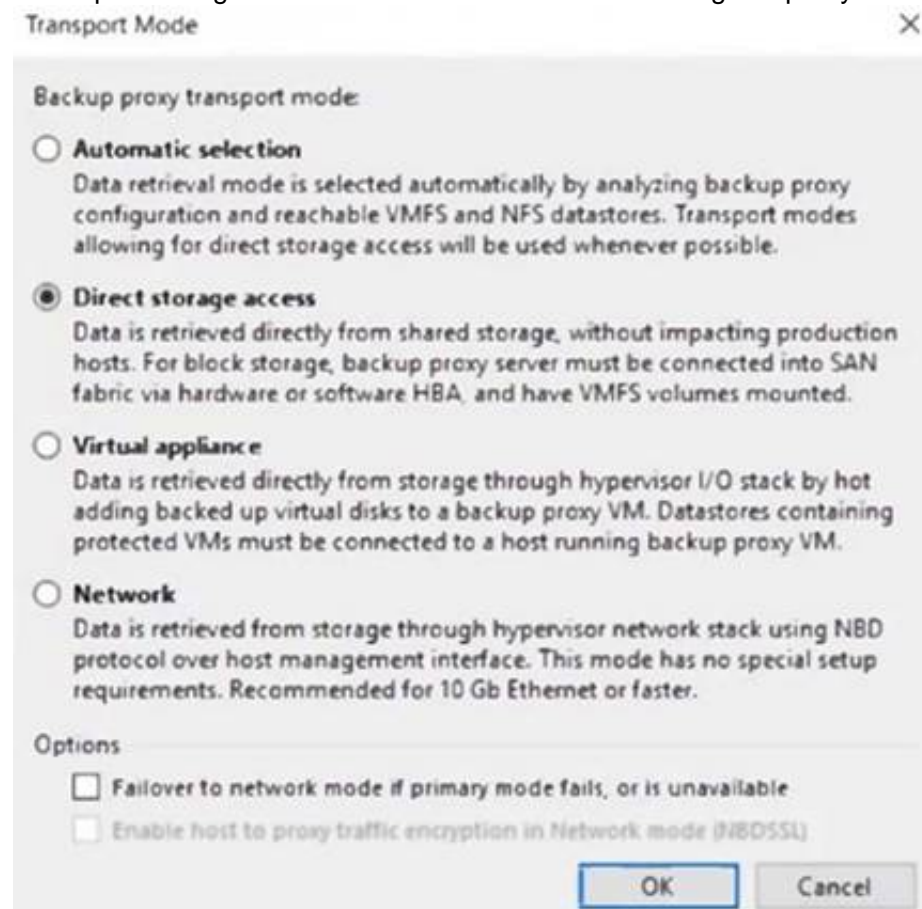
? Veeam Backup & Replication User Guide: Veeam Backup & Replication Console

? Veeam Help Center: Remote Management with Veeam Backup & Replication Console

**NEW QUESTION 74**

A Veeam proxy server is configured as follows. No modifications are allowed to the transport mode.

When performing a restore of a VMware virtual disk using this proxy server, the restore fails. What is a possible cause?



- A. CBT is enabled on the virtual disk.
- B. CBT is disabled on the virtual disk.
- C. The virtual disk is thin-provisioned.
- D. The virtual disk is thick-provisioned

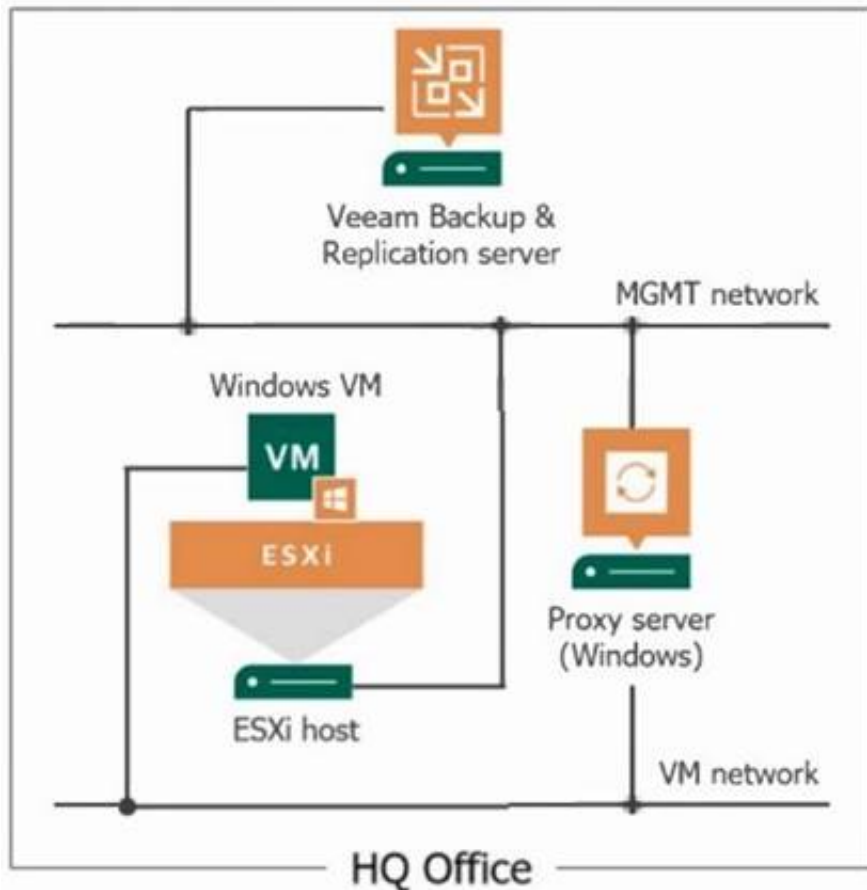
**Answer: C**

**Explanation:**

Given the provided transport modes and the fact that no modifications are allowed to these settings, a possible cause for the restore of a VMware virtual disk to fail using this proxy server is C: The virtual disk is thin-provisioned. In the transport modes shown, the Direct storage access and Virtual appliance options would require the VM disk files to be accessible in a certain way that might not be compatible with thin-provisioned disks depending on the storage configuration and the current state of the VM. If the storage integration specifics or the snapshot handling do not support the thin-provisioned format, the restore operation could fail. It's important to ensure that the transport mode selected is compatible with the type of virtual disk being restored to prevent such issues.

**NEW QUESTION 78**

A backup administrator must enable guest file system indexing for a backup job of a Microsoft Windows file server VM. All required credentials are added to the Veeam Backup & Replication server. VMware Tools (VIX) cannot be used due to security regulations. What should be done to make it possible in the following environment?



- A. Use the proxy server as a guest interaction proxy
- B. Connect the ESXi host to the VM network
- C. Use the Veeam Backup & Replication server as a guest interaction proxy
- D. Install a file system indexing plugin on the Microsoft Windows file server

**Answer: A**

**Explanation:**

If VMware Tools (VIX) cannot be used due to security regulations, the backup administrator can use the proxy server as a guest interaction proxy to enable guest file system indexing for a backup job. The guest interaction proxy is responsible for the deployment and coordination of guest processing tasks, such as guest file system indexing,

which does not require VIX. References:

- ? Veeam Backup & Replication User Guide: Guest Interaction Proxy
- ? Veeam Knowledge Base: Configuring Guest Interaction Proxies

**NEW QUESTION 81**

What is the purpose of a Cache Repository when adding the file share?

- A. To walk the file shares and move data to the backup repository
- B. To control how fast the backup proxy can read data from the source file share
- C. To make sure backup retention is being managed correctly
- D. To store temporary metadata and track all objects that have changed

**Answer: D**

**Explanation:**

The purpose of a Cache Repository when adding a file share in Veeam Backup & Replication is D: To store temporary metadata and track all objects that have changed. When Veeam Backup & Replication backs up data from file shares, it uses the Cache Repository to store metadata related to the files and directories on the share. This metadata includes information about file versions, change logs, and the structure of the file share, which is essential for efficient backup operations, incremental backups, and restore operations. The Cache Repository plays a crucial role in tracking changes between backup jobs, enabling Veeam to perform quick incremental backups by only processing the data that has changed since the last backup, thereby optimizing backup performance and reducing network and storage load.

**NEW QUESTION 84**

The engineer needs to back up sensitive data located on VMware vSphere encrypted VMs. The company policy prioritizes data security over anything else.

In the backup infrastructure, the engineer has configured:

One physical proxy configured on the DirectSAN Access transport mode, for fast data transfer speed and less load on the production network  
Two physical proxies in NBDSSL

Encryption has been enabled on the backup job

Which action will allow the VM data to remain encrypted during the entire backup process?

- A. Configure Global Network Traffic Rules to encrypt the backup traffic.
- B. Configure the job to use the proxies with the NBDSSL transport mode.
- C. Configure the job to use the proxy with the DirectSAN Access transport mode.
- D. Upload a custom script that re-encrypts the VM data after the backup job.

**Answer: B**

**Explanation:**

To ensure that the VM data remains encrypted throughout the backup process, the job should be configured to use the proxies with the NBDSSL (Network Block Device SSL) transport mode. This mode encrypts data transferred over the network, adhering to the company policy that prioritizes data security. While DirectSAN Access is fast, it does not provide encryption of in-flight data. References:

- ? Veeam Backup & Replication User Guide: Transport Modes

? Veeam Best Practices: Securing Backup Traffic

#### NEW QUESTION 89

A planned failover of three VMs has just completed successfully, starting the VMs at the disaster recovery location. What next actions are available for the failover plan?

- A. Undo, Start, Edit, Delete
- B. Undo, Start, Copy, Delete
- C. Cance
- D. Start, Edit, Delete
- E. Cancel, Start, Copy, Delete

**Answer:** A

#### Explanation:

After completing a planned failover for VMs to the disaster recovery site, the typical actions available in Veeam Backup & Replication for a failover plan are:

? Undo: This allows you to reverse the failover and return the VMs to the original location.

? Start: This would be used to initiate the failover plan if it needs to be executed again.

? Edit: This option permits modifications to the failover plan.

? Delete: This allows the removal of the failover plan if it is no longer needed. There are no options for Copy in the context of a failover plan, and the Cancel option is typically available before and during the failover process, not after completion.

#### NEW QUESTION 90

A Veeam administrator has been tasked to create a backup that will automatically make a copy of data on a different media type, while also being off site, without creating additional backup or backup copy jobs. The administrator has determined that a Scale-out Backup Repository can be used as part of the solution. How can this be accomplished?

- A. Add an archive tier to the Scale-out Backup Repository and enable "GFS Tierinq".
- B. Add a capacity tier to the Scale-out Backup Repository and enable the "Copy" option.
- C. Add an archive tier to the Scale-out Backup Repository and enable the "Copy" option.
- D. Add a capacity tier to the Scale-out Backup Repository and enable the "Move" option.

**Answer:** B

#### Explanation:

By adding a capacity tier to the Scale-out Backup Repository and enabling the "Copy" option, the administrator can create a backup that automatically copies data to a different media type (object storage) and also ensures that the data is offsite. This is accomplished without creating additional backup or backup copy jobs.

The "Copy" option allows for immediate copying of backups to the capacity tier, meeting the criteria specified. References:

? Veeam Backup & Replication User Guide: Scale-Out Backup Repository

? Veeam Help Center: Capacity Tier and Archive Tier Configuration

#### NEW QUESTION 91

For general data protection regulation (GDPR) compliance, Veeam can add a location tag to which component?

- A. vCenter servers
- B. WAN accelerators
- C. Guest interaction proxies
- D. Cloud gateways

**Answer:** A

#### Explanation:

Veeam Backup & Replication offers the capability to assign location tags to different components within the backup infrastructure, including vCenter servers. This feature is particularly useful for GDPR compliance, as it allows administrators to specify the physical location of the data processed and stored within vCenter servers, helping to ensure that data sovereignty and regulatory requirements are met. References:

? Veeam Backup & Replication User Guide: Location Tagging for GDPR Compliance

? Veeam Help Center: GDPR Compliance and Data Location Controls

#### NEW QUESTION 93

An engineer has 3 Veeam Backup servers in 3 different data centers. The engineer needs a way to have centralized licensing and role-based access control. How should the engineer accomplish this with the least effort?

- A. Install the Remote console on a different client
- B. Use the Veeam Web Portal
- C. Create a web portal using REST API
- D. Deploy the Enterprise Manager

**Answer:** D

#### Explanation:

Veeam Enterprise Manager provides centralized management for Veeam Backup & Replication environments. It enables the administrator to manage licensing and role-based access control across multiple Veeam Backup servers in different locations, offering a unified control panel with minimal effort compared to other options that would require more complex setups or custom development work. References:

? Veeam Backup & Replication User Guide: Veeam Enterprise Manager

? Veeam Help Center: Centralized Management with Enterprise Manager

#### NEW QUESTION 95

A backup administrator decided to move the Veeam Backup & Replication server and configuration database to new servers. Which configuration restore mode

should be used?

- A. Restore
- B. Planned failover
- C. Failover plan
- D. Migrate

**Answer:** A

**Explanation:**

When moving the Veeam Backup & Replication server and its configuration database to new hardware or servers, the appropriate process to undertake is a configuration restore, denoted by option A: Restore. This process involves using the Veeam Backup & Replication Configuration Backup utility, which regularly backs up the configuration of the Veeam Backup & Replication server. In the event of a hardware migration or significant system change, this utility allows administrators to restore the server's configuration, including all settings, job configurations, and inventory, onto the new server setup. This ensures a seamless transition with minimal disruption to the backup operations and policies that were previously in place.

**NEW QUESTION 97**

Why is it recommended to install Veeam ONE before Veeam Backup & Replication?

- A. Veeam ONE stores the license file necessary for Veeam Backup & Replication.
- B. Veeam ONE can verify that the server meets the minimum requirements to install Veeam Backup & Replication.
- C. Veeam ONE is a prerequisite for Veeam Backup & Replication installation.
- D. Veeam ONE can potentially identify infrastructure issues prior to performing a backup.

**Answer:** D

**Explanation:**

It is recommended to install Veeam ONE before Veeam Backup & Replication because Veeam ONE can potentially identify infrastructure issues that might affect backup operations before they are performed. This proactive approach ensures that the environment is optimized for successful backup and replication tasks. References: Veeam Installation and Configuration Guide, Veeam ONE Deployment Best Practices

**NEW QUESTION 99**

.....



## THANKS FOR TRYING THE DEMO OF OUR PRODUCT

Visit Our Site to Purchase the Full Set of Actual VMCE\_v12 Exam Questions With Answers.

We Also Provide Practice Exam Software That Simulates Real Exam Environment And Has Many Self-Assessment Features. Order the VMCE\_v12 Product From:

[https://www.2passeasy.com/dumps/VMCE\\_v12/](https://www.2passeasy.com/dumps/VMCE_v12/)

## Money Back Guarantee

### VMCE\_v12 Practice Exam Features:

- \* VMCE\_v12 Questions and Answers Updated Frequently
- \* VMCE\_v12 Practice Questions Verified by Expert Senior Certified Staff
- \* VMCE\_v12 Most Realistic Questions that Guarantee you a Pass on Your FirstTry
- \* VMCE\_v12 Practice Test Questions in Multiple Choice Formats and Updatesfor 1 Year