Microsoft

Exam Questions SC-401

Administering Information Security in Microsoft 365

NEW QUESTION 1
HOTSPOT - (Topic 1)
How many files in Site2 can User1 and User2 access after you turn on DLPpolicy1? To answer, select the appropriate options in the answer area.
NOTE: Each correct selection is worth one point.

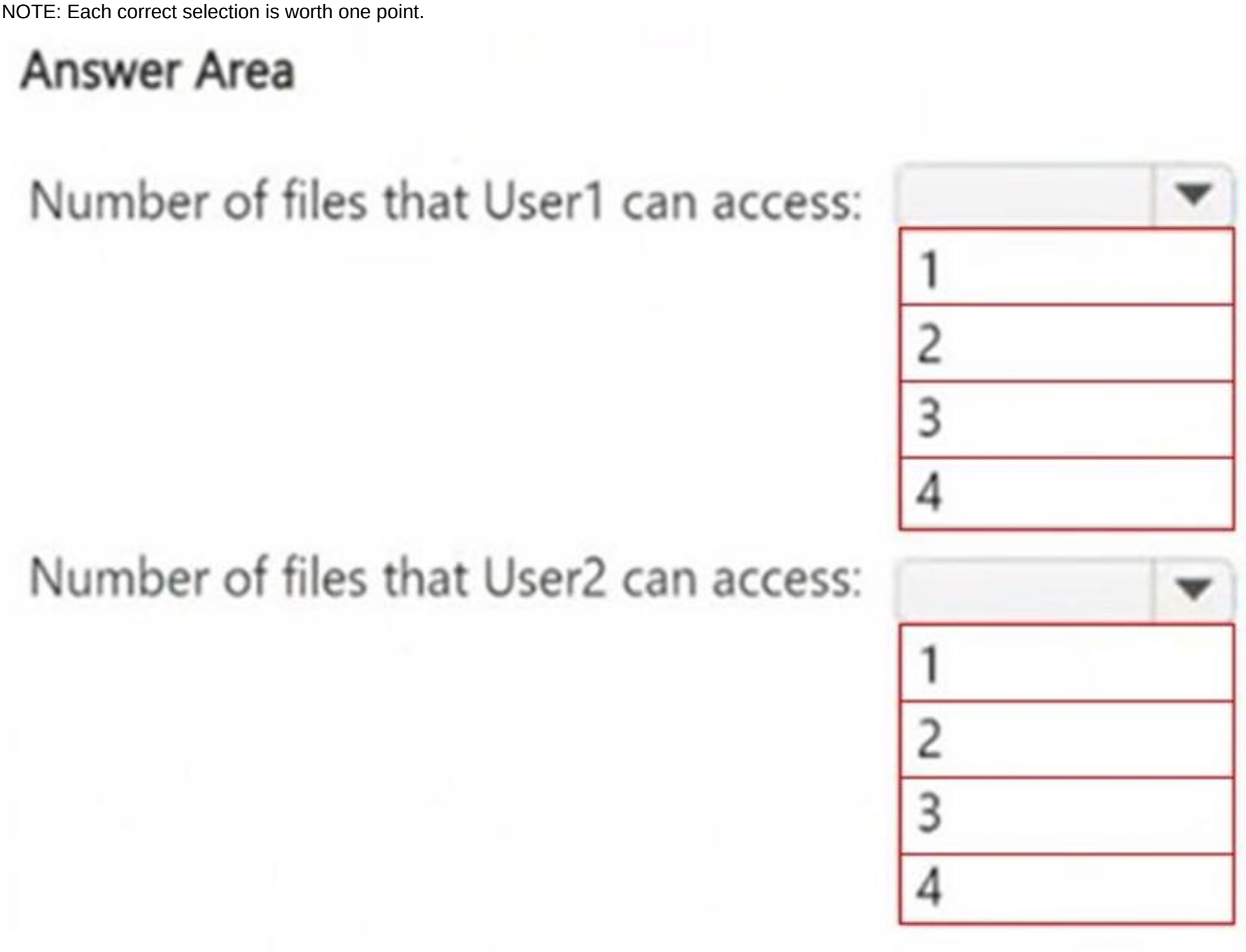

A. Mastered
B. Not Mastered

Answer: A

Explanation:
Understanding DLP Policy Impact on File Access
The DLP policy (DLPpolicy1) applies to Site2 and restricts access when: Content contains SWIFT Codes.
Instance count is 2 or more.
File Analysis (Based on SWIFT Codes Count)

File Name	SWIFT Codes Count	DLP Policy Restricts Access?
File1.docx	1	☐ No restriction (SWIFT codes < 2)
File2.bmp	4	☐ Restricted (SWIFT codes ≥ 2)
File3.txt	3	☐ Restricted (SWIFT codes ≥ 2)
File4.xlsx	7	☐ Restricted (SWIFT codes ≥ 2)

Files that remain accessible (not restricted by DLP):
File1.docx (Contains only 1 SWIFT Code Below restriction threshold) User access after DLP policy is applied:

User	Role in Site2	Access Rights	Can Access Files?
User1	Site Owner	Full Access	File1.docx, plus override access to another file
User2	Site Visitor	Read-only	File1.docx only

User1 (Site Owner):
Has higher privileges and can override DLP restrictions (through admin intervention). Can access 2 files (File1.docx + override access to another file).
User2 (Site Visitor):
Has read-only access but DLP blocks access to restricted files. Can only access 1 file (File1.docx), since all others are restricted.

NEW QUESTION 2
HOTSPOT - (Topic 1)
You need to meet the technical requirements for the confidential documents.
What should you create first, and what should you use for the detection method? To answer, select the appropriate options in the answer area.
NOTE: Each correct selection is worth one point.

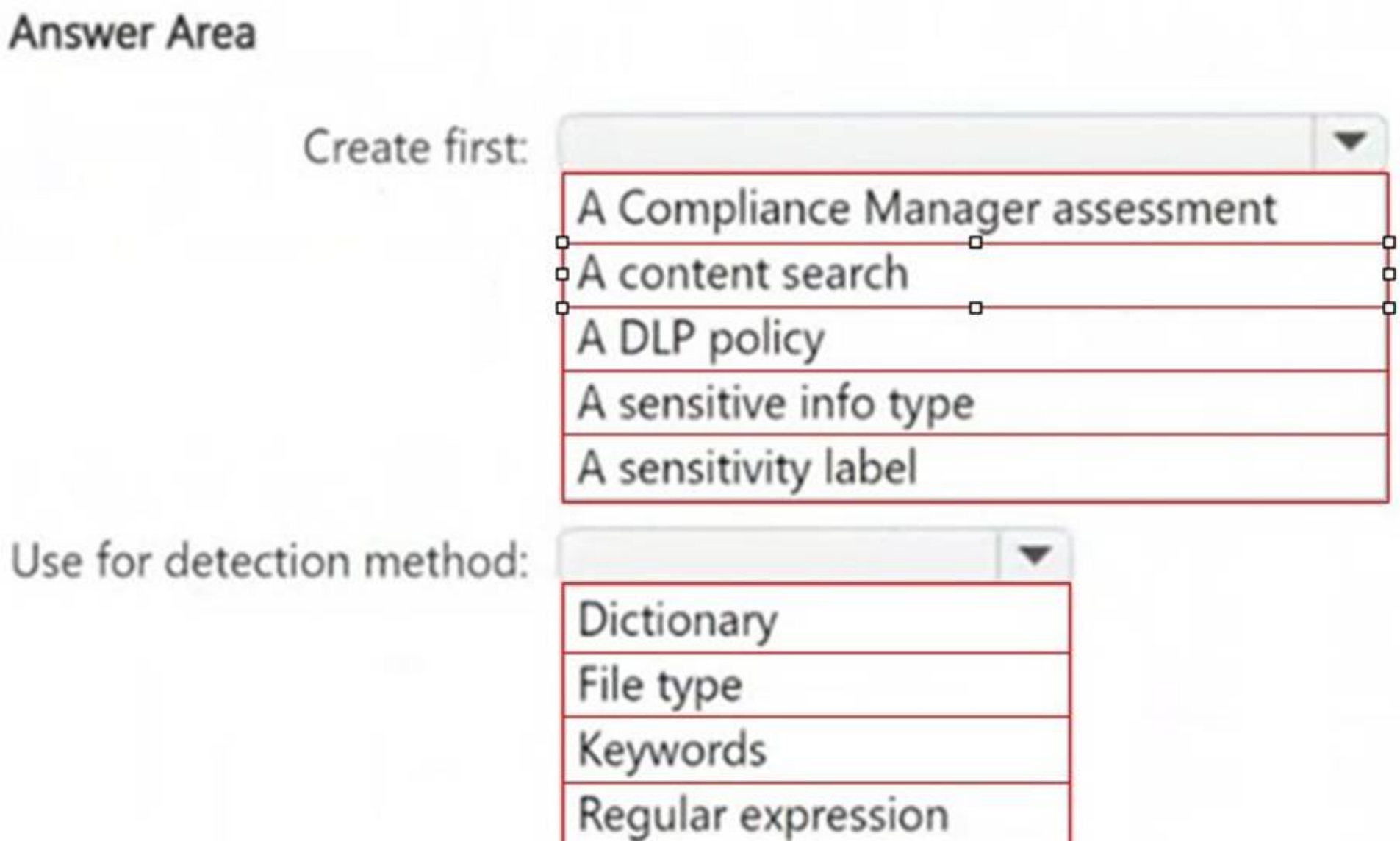

A. Mastered
B. Not Mastered

Answer: A

Explanation:
To detect and protect confidential documents, we need a custom rule to identify project codes that start with 999 (since they are classified as confidential).
Box 1: A Sensitive Info Type (SIT) allows Microsoft Purview DLP policies to recognize structured data (e.g., project codes). DLP policies require a sensitive info type to detect content based on patterns, keywords, or dictionary terms. A sensitivity label alone does not define detection logic—it is used for classification and protection after content is identified.
Box 2: Since project codes follow a structured 10-digit pattern, we should use a Regular Expression (Regex) to match project codes that start with 999.
Example Regex pattern: 999\d{7}
This pattern detects a 10-digit number starting with "999".

NEW QUESTION 3
HOTSPOT - (Topic 2)
You have a Microsoft 365 E5 subscription that contains the device configurations shown in the following table.

Name	Platform
Config1	Windows 11
Config2	macOS
Config3	Android

Each configuration uses either Google Chrome or Firefox as a default browser.

You need to implement Microsoft Purview and deploy the Microsoft Purview browser extension to the configurations.
To which configuration can each extension be deployed? To answer, select the appropriate options in the answer area.
NOTE: Each correct selection is worth one point.

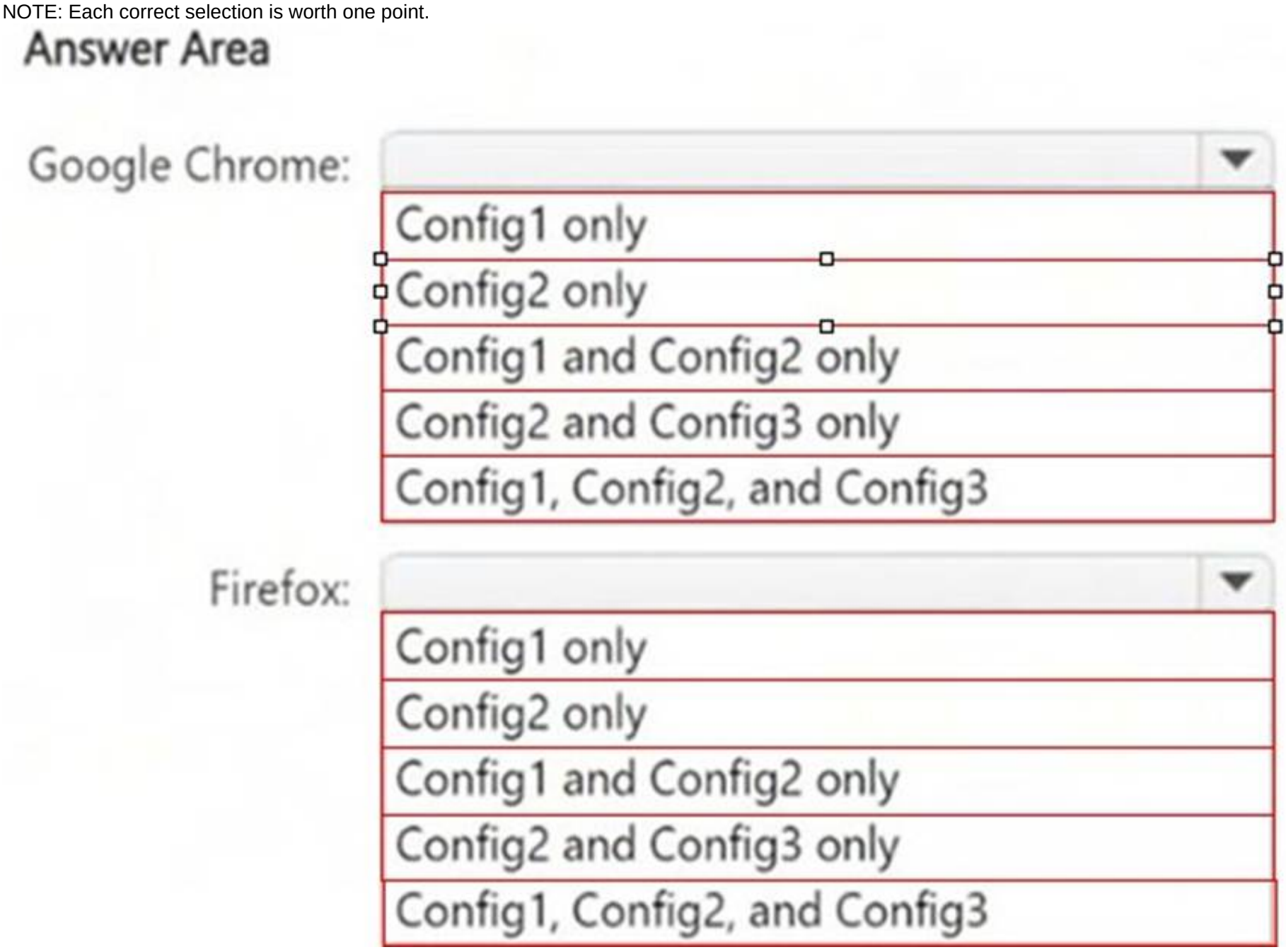

A. Mastered
B. Not Mastered

Answer: A

Explanation:
Microsoft Purview browser extensions for Endpoint DLP are supported on: Windows 10/11 (Config1)
macOS (Config2)
Not supported on Android (Config3)
Since Microsoft Purview does not support browser extensions on Android, Config3 is excluded from both Google Chrome and Firefox.

NEW QUESTION 4
- (Topic 2)
Note: This question is part of a series of questions that present the same scenario. Each question in the series contains a unique solution that might meet the stated goals. Some question sets might have more than one correct solution, while others might not have a correct solution.
After you answer a question in this section, you will NOT be able to return to it. As a result, these questions will not appear in the review screen.
You have a Microsoft 365 subscription.
You have a user named User1. Several users have full access to the mailbox of User1. Some email messages sent to User1 appear to have been read and deleted before the
user viewed them.
When you search the audit log in the Microsoft Purview portal to identify who signed in to the mailbox of User1, the results are blank.
You need to ensure that you can view future sign-ins to the mailbox of User1. Solution: You run the Set-Mailbox -Identity "User1" -AuditEnabled $true command.
Does that meet the goal?

A. Yes
B. No

Answer: A

Explanation:
To track who accesses User1??s mailbox, you need to enable mailbox auditing for User1. By default, Exchange mailbox auditing is not enabled per mailbox (even though it is enabled tenant-wide).
The Set-Mailbox -Identity "User1" -AuditEnabled $true command enables audit logging for mailbox actions like:
Read emails Delete emails
Send emails as User1 Access by delegated users
Once enabled, you can search for future sign-ins and actions in the Microsoft Purview audit logs.

NEW QUESTION 5

DRAG DROP - (Topic 2)
You have a Microsoft 365 E5 subscription that uses Microsoft Defender for Cloud Apps.
You plan to deploy a Defender for Cloud Apps file policy that will be triggered when the following conditions are met:
A file is shared externally.
A file is labeled as internal only.
Which filter should you use for each condition? To answer, drag the appropriate filters to the correct conditions. Each filter may be used once, more than once, or not at all. You may need to drag the split bar between panes or scroll to view content.
NOTE: Each correct selection is worth one point.

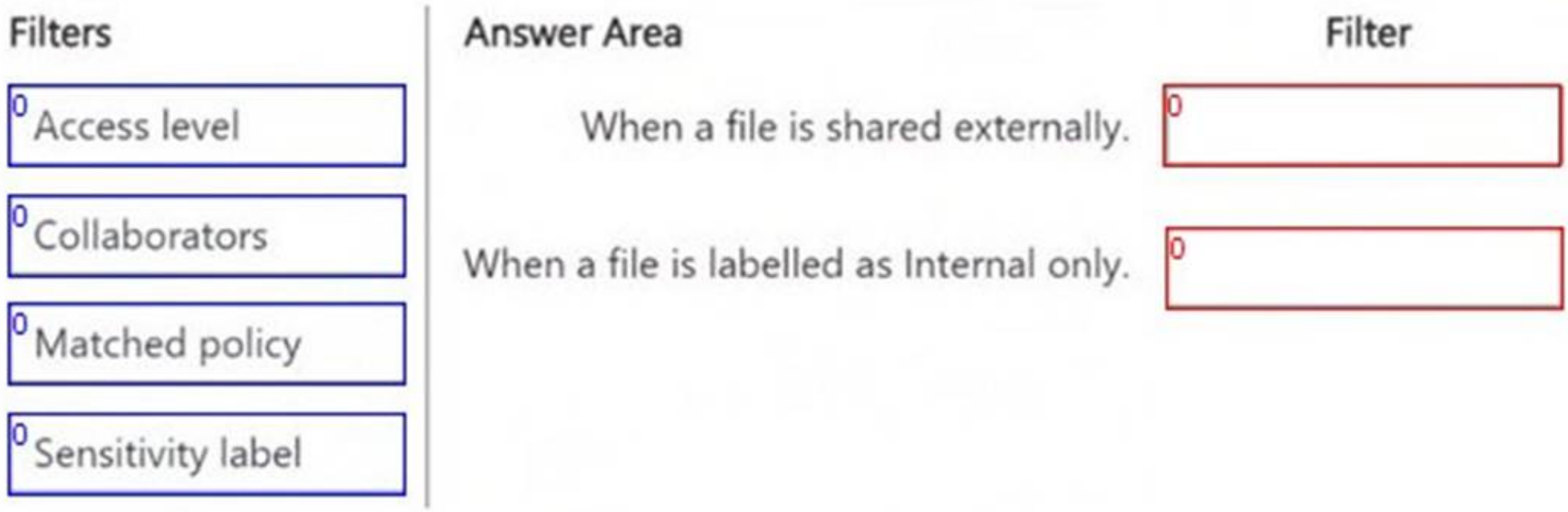

A. Mastered
B. Not Mastered

Answer: A

Explanation:

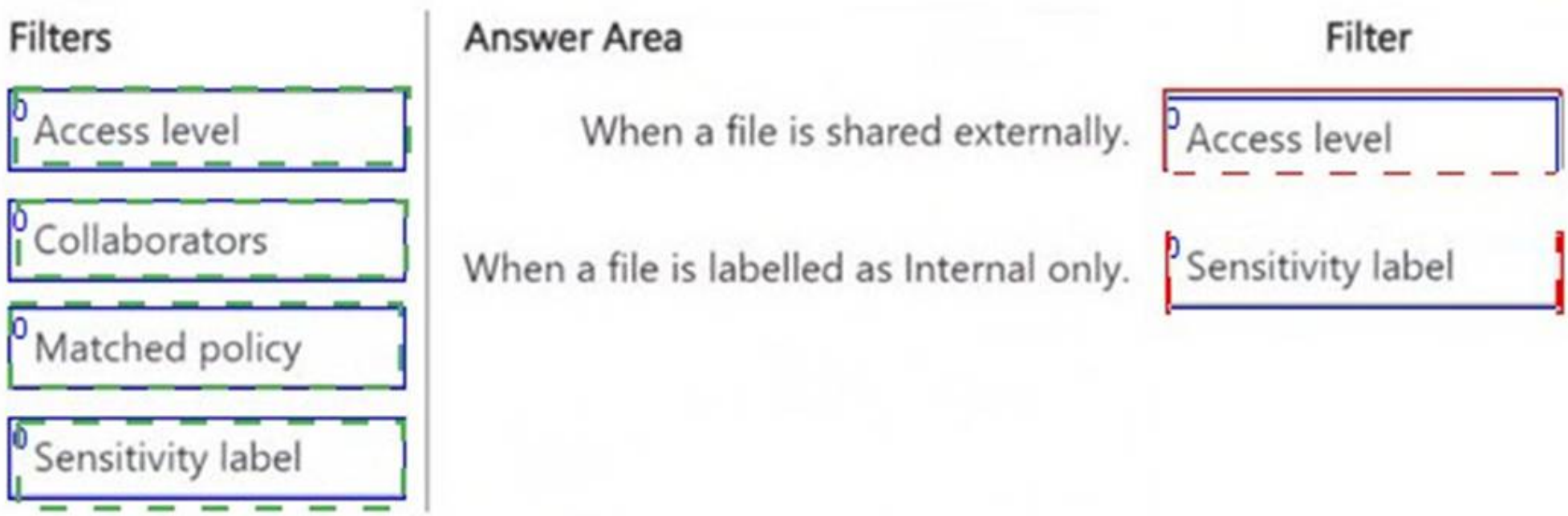

NEW QUESTION 6
- (Topic 2)
You are creating a data loss prevention (DLP) policy that will apply to all available locations except Fabric and Power BI workspaces.
You configure an advanced DLP rule in the policy. Which type of condition can you use in the rule?

A. Sensitive info type
B. Content search query
C. Sensitive label
D. Keywords

Answer: A

Explanation:
When configuring an advanced DLP rule in Microsoft Purview Data Loss Prevention (DLP), you can use a Sensitive Information Type (SIT) condition to detect and classify specific types of sensitive data, such as credit card numbers, Social Security numbers, or custom sensitive data patterns. This allows you to apply protection and trigger actions based on the identified content.

NEW QUESTION 7
- (Topic 2)
You have a Microsoft 365 subscription.
You need to customize encrypted email for the subscription. The solution must meet the following requirements.
Ensure that when an encrypted email is sent, the email includes the company logo. Minimize administrative effort.
Which PowerShell cmdlet should you run?

A. Set-IRMConfiguration
B. Set-OMEConfiguration
C. Set-RMSTemplate
D. New-OMEConfiguration

Answer: B

Explanation:
To customize encrypted email in Microsoft 365, including adding a company logo, you need to modify the Office Message Encryption (OME) branding settings. The Set- OMEConfiguration PowerShell cmdlet allows you to configure branding elements such as: Company logo
Custom text Background color
This cmdlet is used to update existing OME branding settings, ensuring that encrypted emails sent from your organization include the required customizations.

NEW QUESTION 8
HOTSPOT - (Topic 2)
You have a Microsoft 365 E5 subscription.
You need to identify documents that contain patent application numbers containing the letters PA followed by eight digits, for example, PA 12345678. The solution must minimize administrative effort.
What should you do? To answer, select the appropriate options in the answer area. NOTE: Each correct selection is worth one point.

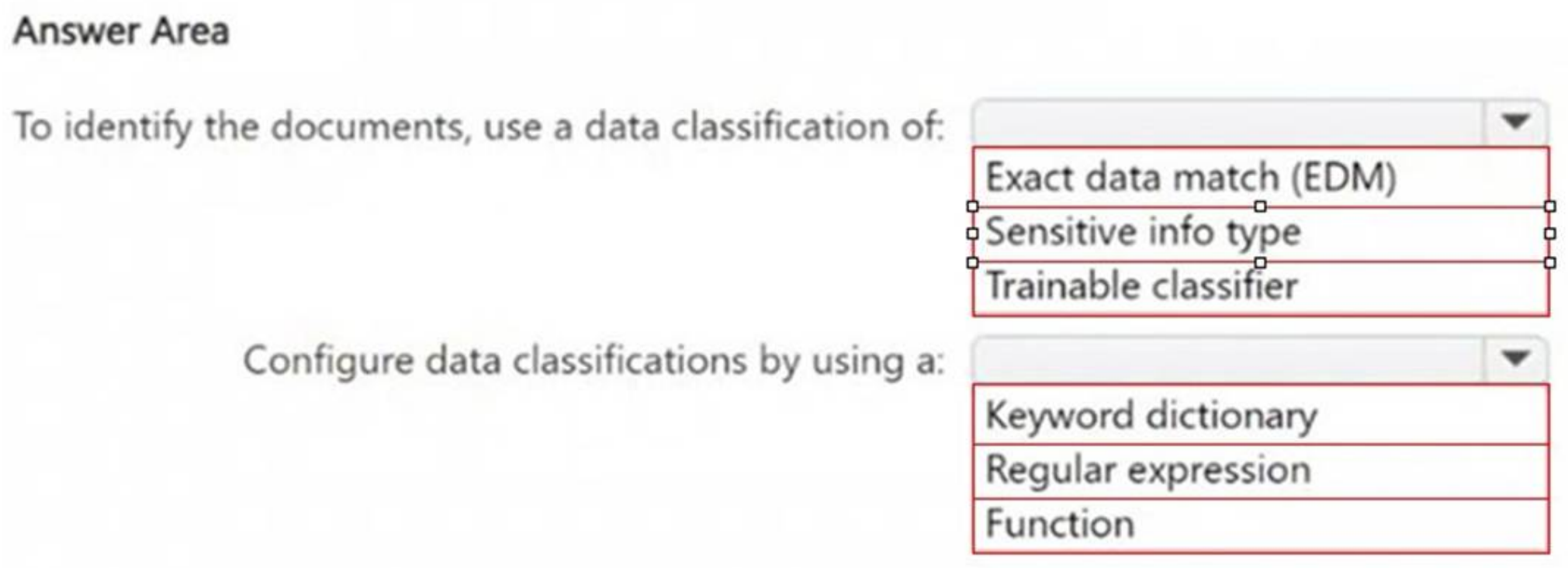

A. Mastered
B. Not Mastered

Answer: A

Explanation:
Box 1: Since you are looking for a specific pattern (PA followed by eight digits, e.g., PA 12345678), the best classification method is Sensitive Info Type. Sensitive Info Types allow pattern-based matching to identify structured data. Exact Data Match (EDM) is not needed because you're not comparing against a fixed dataset. Trainable classifier is not appropriate because this is a structured pattern, not an unstructured document classification.
Box 2: Since PA 12345678 follows a structured pattern, the most effective method is Regular Expression (Regex). A Regular Expression (Regex) can be written to match "PA" followed by exactly eight digits (e.g., PA\s\d{8}). Keyword dictionary is not ideal because it works for predefined words, not number patterns. Function is unnecessary because there is no need for checksum validation or predefined validation rules.

NEW QUESTION 9
- (Topic 2)
You have a Microsoft 365 E5 subscription that contains a retention policy named RP1 as shown in the following table.

Setting	Value
Location	• Exchange email (All recipients) • SharePoint sites (All sites)
Retain items for a specific period	5 years (When items were created)
At the end of the retention period	Delete items automatically

You place a preservation lock on RP1. You need to modify RP1.
Which two modifications can you perform? Each correct answer presents part of the solution.
NOTE: Each correct selection is worth one point.

A. Add locations to the policy.
B. Delete the policy.
C. Remove locations from the policy.
D. Decrease the retention period of the policy.
E. Disable the policy.
F. Increase the retention period of the policy.

Answer: AF

Explanation:

A Preservation Lock in Microsoft Purview Retention Policies enforces strict compliance and prevents certain modifications to ensure data is retained according to compliance requirements.
When a Preservation Lock is applied:
* 1. You cannot disable or delete the policy.
* 2. You cannot remove locations from the policy.
* 3. You cannot decrease the retention period.
* 4. You can add locations to the policy.
* 5. You can increase the retention period.
You can expand the retention policy to cover additional locations (e.g., more Exchange mailboxes, SharePoint sites). You can extend the retention duration (e.g., increase from 5 years to 10 years) since this aligns with stricter compliance.

NEW QUESTION 10
- (Topic 2)
You have a Microsoft 365 E5 subscription that uses Microsoft Purview. You are creating an exact data match (EDM) classifier named EDM1.
For EDM1, you upload a schema file that contains the fields shown in the following table.

Column name	Match mode
PP	EU Passport Number
Name	All Full Names
DateOfBirth	Single-token
AccountNumber	Multi-token

What is the maximum number of primary elements that EDM1 can have?

A. 1
B. 2
C. 3
D. 4

Answer: B

Explanation:
In Microsoft Purview Exact Data Match (EDM) classifiers, a primary element is a unique, identifying field used for data matching. EDM allows up to two primary elements per schema.
From the provided table, the Match mode indicates how data is analyzed: PP (EU Passport Number) Likely a primary element because it's unique.
Name (All Full Names) Typically not a primary element as names are common.
DateOfBirth (Single-token) Usually a secondary element, not unique. AccountNumber (Multi-token) Can be a primary element, as it's a unique identifier.
Since EDM supports a maximum of two primary elements, the correct answer is 2.

NEW QUESTION 10
- (Topic 2)
You have a Microsoft 365 E5 subscription that contains a trainable classifier named Trainable1.
You plan to create the items shown in the following table.

Name	Type
Label1	Sensitivity label
Label2	Retention label
Policy1	Retention label policy
DLP1	Data loss prevention (DLP) policy

Which items can use Trainable 1?

A. Label2 only
B. Label1 and Label2 only
C. Label1 and Policy1 only
D. Label2, Policy1, and DLP1 only
E. Label1, Label2, Policy1, and DLP1

Answer: D

Explanation:
A trainable classifier in Microsoft Purview is used to automatically identify and classify unstructured data based on content patterns. The classifier can be used in:
* 1. Retention Labels (Label2) Supported
Trainable classifiers can be linked to retention labels to automatically classify and apply retention policies to documents.
* 2. Retention Label Policies (Policy1) Supported
Retention label policies define how and where retention labels are applied, including automatically using trainable classifiers.
* 3. Data Loss Prevention (DLP) Policies (DLP1) Supported
Trainable classifiers can be used in DLP policies to detect and protect sensitive content automatically.

NEW QUESTION 11
- (Topic 2)

You receive an email that contains a list of words that will be used for a sensitive information type.
You need to create a file that can be used as the source of a keyword dictionary. In which format should you save the list?

A. an XLSX file that contains one word in each cell of the first row
B. an XML file that contains a keyword tag for each word
C. an ACCDB database file that contains a table named Dictionary
D. a text file that has one word on each line

Answer: D

Explanation:
To create a keyword dictionary for a sensitive information type in Microsoft Purview Data Loss Prevention (DLP), you must use a plain text (.txt) file where each keyword is on a separate line.
Format Example (TXT file): confidential sensitive classified top secret
This format is simple, efficient, and directly compatible with Microsoft 365 DLP policies for keyword dictionaries.
How to use the keyword dictionary?
Create a text file with one keyword per line.
Upload it to Microsoft Purview under Data Classification > Sensitive Info Types. Use the dictionary in a DLP policy to identify and protect sensitive information.

NEW QUESTION 12
HOTSPOT - (Topic 2)
You have a Microsoft 365 subscription.
You plan to deploy an audit log retention policy.
You need to perform a search to validate whether the policy will be applied to the intended entries.
Which two fields should you configure for the search? To answer, select the appropriate fields in the answer area.
NOTE: Each correct selection is worth one point.

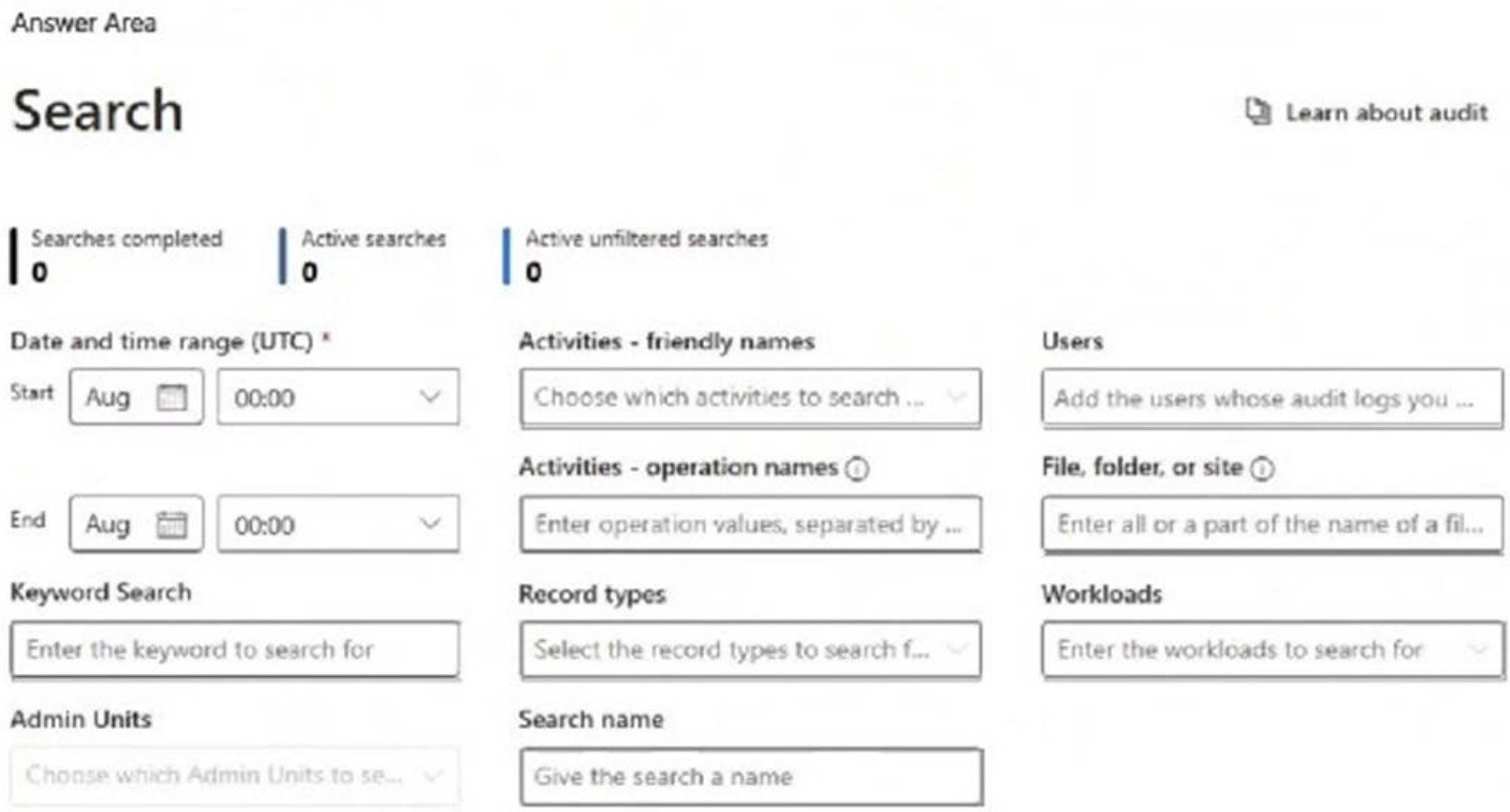

A. Mastered
B. Not Mastered

Answer: A

Explanation:
To validate whether an audit log retention policy will apply to the intended entries, you should configure the following fields:
Date and time range (UTC) ensures that you are searching for audit logs within the time period when the policy should be applied. Audit logs are time-sensitive, and policies affect logs based on their timestamp.
Record types allows you to filter and search for specific audit log categories (e.g., Exchange, SharePoint, Teams, etc.) that are affected by the retention policy. Selecting the correct record type ensures that the policy is evaluated against the relevant data.

NEW QUESTION 13
- (Topic 2)
You have Microsoft 365 E5 subscription.
You create two alert policies named Policy1 and Policy2 that will be triggered at the times shown in the following table.

Policy	Time (hh:mm:ss)
Policy1	10:00:00
Policy2	10:00:03
Policy1	10:00:04
Policy2	10:00:31
Policy1	10:01:01
Policy1	10:04:45

How many alerts will be added to the Microsoft Purview portal?

A. 2
B. 3
C. 4
D. 5
E. 6

Answer: D

Explanation:
In Microsoft Purview, when multiple alert policies trigger alerts, duplicate alerts within a short period (typically 5 minutes) may be suppressed to avoid redundancy.
Step-by-step Analysis:

Policy	Time Triggered (hh:mm:ss)	New Alert?
Policy1	10:00:00	Yes
Policy2	10:00:03	Yes
Policy1	10:00:04	No (Duplicate within 5 min)
Policy2	10:00:31	No (Duplicate within 5 min)
Policy1	10:01:01	Yes
Policy1	10:04:45	Yes

Policy1 at 10:00:04 is ignored because Policy1 already triggered at 10:00:00, and it's within 5 minutes.
Policy2 at 10:00:31 is ignored because Policy2 already triggered at 10:00:03, and it's within 5 minutes.
Policy1 at 10:01:01 is a new alert because it's over 1 minute after the previous Policy1 alert.
Policy1 at 10:04:45 is a new alert because it's over 3 minutes after the previous Policy1 alert.

NEW QUESTION 17
- (Topic 2)
Note: This question is part of a series of questions that present the same scenario. Each question in the series contains a unique solution that might meet the stated goals. Some question sets might have more than one correct solution, while others might not have a correct solution.
After you answer a question in this section, you will NOT be able to return to it. As a result, these questions will not appear in the review screen.
You recently discovered that the developers at your company emailed Azure Storage Account keys in plain text to third parties.
You need to ensure that when Azure Storage Account keys are emailed, the emails are encrypted.
Solution: You configure a mail flow rule that matches a sensitive info type. Does this meet the goal?

A. Yes
B. No

Answer: B

Explanation:
To ensure Azure Storage Account keys are encrypted when sent via email, you need a Data Loss Prevention (DLP) policy that detects Azure Storage Account keys using a sensitive information type and automatically encrypts emails containing these keys.
Mail flow rules (transport rules) can detect sensitive info, but they are limited in encryption capabilities.
DLP policies provide more advanced protection and integration with Microsoft Purview for sensitive info detection.

NEW QUESTION 21
- (Topic 2)
You have Microsoft 365 E5 subscription that uses data loss prevention (DLP) to protect sensitive information.
You have a document named Form.docx.
You plan to use PowerShell to create a document fingerprint based on Form.docx. You need to first connect to the subscription.
Which cmdlet should you run?

A. Connect-IPPSSession
B. Connect-SPOService
C. Connect-ExchangeOnline
D. Connect-MgGraph

Answer: A

Explanation:
To create a document fingerprint in Microsoft 365 Data Loss Prevention (DLP), you need to use PowerShell for Microsoft Purview. The correct cmdlet to connect to the Microsoft 365 Security & Compliance Center (where DLP policies are managed) is Connect- IPPSSession. This cmdlet establishes a PowerShell session to manage DLP policies, compliance settings, and document fingerprinting.

NEW QUESTION 25
- (Topic 2)
Note: This question is part of a series of questions that present the same scenario. Each question in the series contains a unique solution that might meet the stated goals. Some question sets might have more than one correct solution, while others might not have a correct solution.
After you answer a question in this section, you will NOT be able to return to it. As a result, these questions will not appear in the review screen.
You have a Microsoft 365 tenant and 500 computers that run Windows 11. The computers are onboarded to Microsoft Purview.
You discover that a third-party application named Tailspin_scanner.exe accessed protected sensitive information on multiple computers. Tailspin_scanner.exe is installed locally on the computers.
You need to block Tailspin_scanner.exe from accessing sensitive documents without preventing the application from accessing other documents.
Solution: From the Microsoft Defender for Cloud Apps, you mark the application as Unsanctioned.
Does this meet the goal?

A. Yes
B. No

Answer: B

Explanation:
Marking Tailspin_scanner.exe as "Unsanctioned" in Microsoft Defender for Cloud Apps only blocks its usage in cloud-based activities (such as accessing SharePoint, OneDrive, or Exchange Online). However, it does not prevent a locally installed application on Windows 11 devices from accessing sensitive files.
To block Tailspin_scanner.exe from accessing sensitive documents while allowing it to access other files, the correct solution is to use Microsoft Purview Endpoint Data Loss Prevention (Endpoint DLP) and add Tailspin_scanner.exe to the Restricted Apps list.
Endpoint DLP allows you to block specific applications from accessing sensitive files while keeping general access available. Restricted Apps List in Endpoint DLP ensures that Tailspin_scanner.exe cannot open, copy, or process protected documents, but it can still function normally for non-sensitive content.

NEW QUESTION 27
- (Topic 2)
You have a Microsoft 365 E5 tenant.
You need to add a new keyword dictionary. What should you create?

A. a trainable classifier
B. a retention policy
C. a sensitivity label
D. a sensitive info type

Answer: D

Explanation:
To add a new keyword dictionary in Microsoft Purview Data Loss Prevention (DLP), you must create a Sensitive Information Type (SIT).
Sensitive Info Types (SITs) allow you to define custom detection rules, including keyword dictionaries, regular expressions, and functions for identifying sensitive content in emails, documents, and other Microsoft 365 locations. A keyword dictionary is a list of predefined words/phrases that Microsoft Purview can use to identify and classify content for DLP policies.
Steps to add a keyword dictionary:
* 1. Go to Microsoft Purview compliance portal
* 2. Navigate to Data classification > Sensitive info types
* 3. Create a new sensitive info type
* 4. Add a keyword dictionary
* 5. Save and use it in a DLP policy

NEW QUESTION 31
- (Topic 2)
You have a Microsoft 365 E5 subscription.
You plan to implement Microsoft Purview insider risk management. You implement the HR data connector.
You need to prepare the data that will be imported by the data connector. In which format should you prepare the data?

A. JSON
B. CSV
C. TSV
D. XML
E. PRN

Answer: B

Explanation:
When implementing Microsoft Purview Insider Risk Management and using the HR data connector, you must prepare HR data in CSV (Comma-Separated Values) format. This format is required because Microsoft Purview supports CSV files for importing user employment details, termination dates, role changes, and other HR-related attributes.

NEW QUESTION 36
- (Topic 2)
You have a Microsoft 365 E5 subscription.
You plan to implement insider risk management for users that manage sensitive data associated with a project.
You need to create a protection policy for the users. The solution must meet the following requirements:
Minimize the impact on users who are NOT part of the project. Minimize administrative effort.
What should you do first?

A. From the Microsoft Purview portal, create an insider risk management policy.
B. From the Microsoft Entra admin center, create a security grou
C. C From the Microsoft Entra admin center create a User risk policy D From the Microsoft Purview portal create a priority user group

Answer: B

Explanation:
To implement insider risk management for users managing sensitive project data while minimizing the impact on other users and reducing administrative effort, you should first create a security group in Microsoft Entra ID (formerly Azure AD).
Security groups allow you to scope insider risk management policies to specific users instead of applying policies to all users, which helps in minimizing unnecessary alerts and reducing administrative overhead. After creating the security group, you can assign this group to a Microsoft Purview Insider Risk Management policy, ensuring that only project- related users are affected.

NEW QUESTION 40
.....

Thank You for Trying Our Product

We offer two products:

1st - We have Practice Tests Software with Actual Exam Questions

2nd - Questons and Answers in PDF Format

SC-401 Practice Exam Features:

* SC-401 Questions and Answers Updated Frequently

* SC-401 Practice Questions Verified by Expert Senior Certified Staff

* SC-401 Most Realistic Questions that Guarantee you a Pass on Your FirstTry

* SC-401 Practice Test Questions in Multiple Choice Formats and Updatesfor 1 Year

100% Actual & Verified — Instant Download, Please Click
Order The SC-401 Practice Test Here