

Microsoft

Exam Questions DP-700

Implementing Data Engineering Solutions Using Microsoft Fabric (beta)



NEW QUESTION 1

- (Topic 1)

You need to ensure that usage of the data in the Amazon S3 bucket meets the technical requirements. What should you do?

- A. Create a workspace identity and enable high concurrency for the notebooks.
- B. Create a shortcut and ensure that caching is disabled for the workspace.
- C. Create a workspace identity and use the identity in a data pipeline.
- D. Create a shortcut and ensure that caching is enabled for the workspace.

Answer: B

Explanation:

To ensure that the usage of the data in the Amazon S3 bucket meets the technical requirements, we must address two key points:

Minimize egress costs associated with cross-cloud data access: Using a shortcut ensures that Fabric does not replicate the data from the S3 bucket into the lakehouse but rather provides direct access to the data in its original location. This minimizes cross-cloud data transfer and avoids additional egress costs.

Prevent saving a copy of the raw data in the lakehouses: Disabling caching ensures that the raw data is not copied or persisted in the Fabric workspace. The data is accessed on-demand directly from the Amazon S3 bucket.

NEW QUESTION 2

HOTSPOT - (Topic 2)

You need to troubleshoot the ad-hoc query issue.

How should you complete the statement? To answer, select the appropriate options in the answer area.

NOTE: Each correct selection is worth one point.

SELECT last_run_start_time, last_run_command

FROM

- queryinsights.exec_requests_history
- queryinsights.exec_sessions_history
- queryinsights.frequently_run_queries
- queryinsights.long_running_queries

WHERE last_run_total_elapsed_time_ms > 7200000

AND

- max_run_total_elapsed_time_ms > 7200000
- median_total_elapsed_time_ms > 7200000
- number_of_canceled_runs > 1
- number_of_failed_runs > 1
- number_of_runs > 1

- A. Mastered
- B. Not Mastered

Answer: A

Explanation:

SELECT last_run_start_time, last_run_command: These fields will help identify the execution details of the long-running queries.

FROM queryinsights.long_running_queries: The correct solution is to check the long-running queries using the queryinsights.long_running_queries view, which provides insights into queries that take longer than expected to execute.

WHERE last_run_total_elapsed_time_ms > 7200000: This condition filters queries that took more than 2 hours to complete (7200000 milliseconds), which is

relevant to the issue described.

AND number_of_failed_runs > 1: This condition is key for identifying queries that have failed more than once, helping to isolate the problematic queries that cause failures and need attention.

NEW QUESTION 3

- (Topic 2)

What should you do to optimize the query experience for the business users?

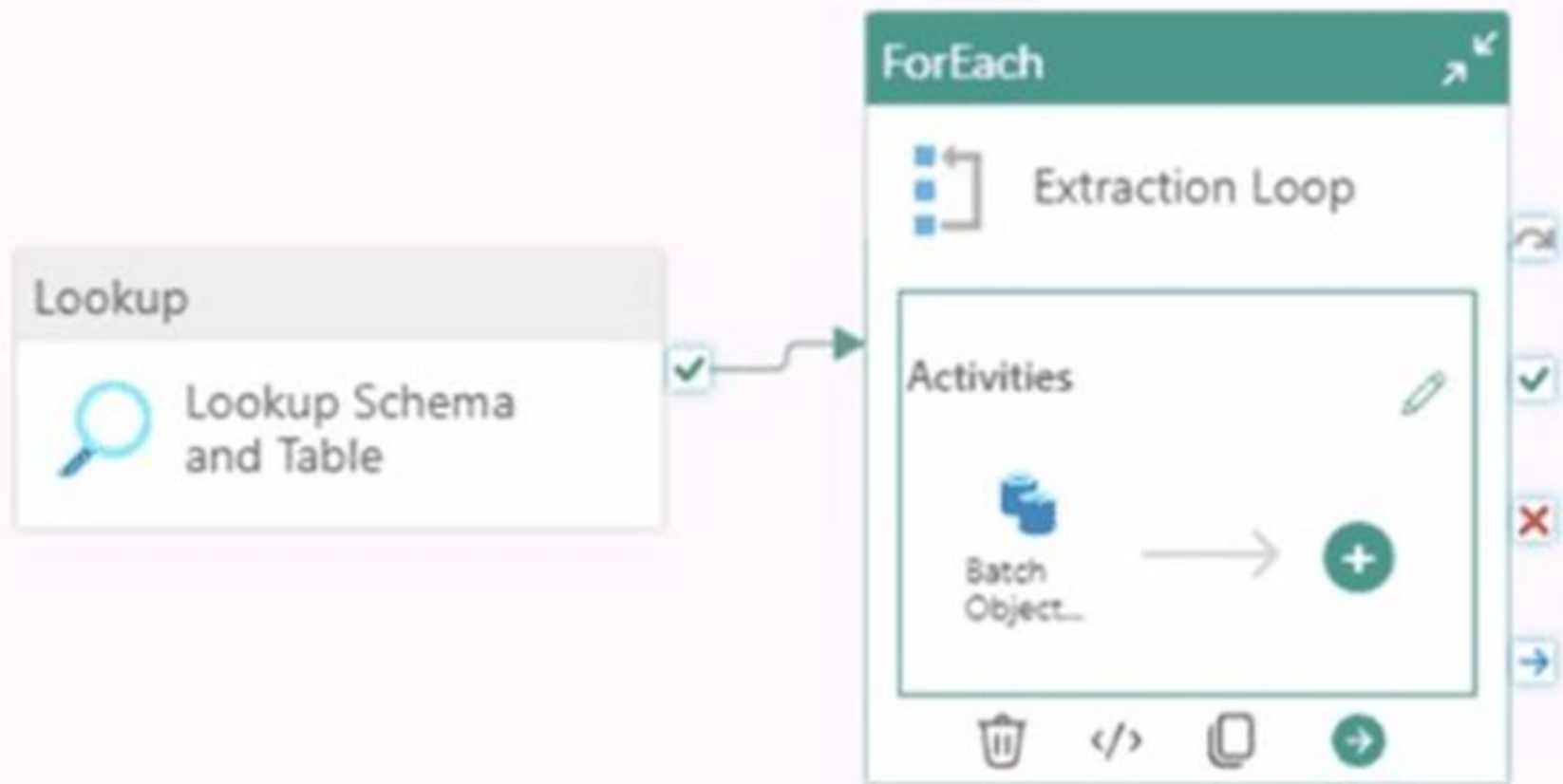
- A. Enable V-Order.
- B. Create and update statistics.
- C. Run the VACUUM command.
- D. Introduce primary keys.

Answer: B

NEW QUESTION 4

HOTSPOT - (Topic 3)

You are building a data orchestration pattern by using a Fabric data pipeline named Dynamic Data Copy as shown in the exhibit. (Click the Exhibit tab.)



General **Settings** ¹ Activities (1)

Batch count ⓘ

Items *

This property should be parameterized.

Add dynamic content [Alt+Shift+D]

Dynamic Data Copy does NOT use parametrization.

You need to configure the ForEach activity to receive the list of tables to be copied. How should you complete the pipeline expression? To answer, select the appropriate options in the answer area.

NOTE: Each correct selection is worth one point.

Answer Area



- A. Mastered
- B. Not Mastered

Answer: A

Explanation:

Answer Area



NEW QUESTION 5

- (Topic 3)

You have a Fabric warehouse named DW1 that loads data by using a data pipeline named Pipeline1. Pipeline1 uses a Copy data activity with a dynamic SQL source. Pipeline1 is scheduled to run every 15 minutes.

You discover that Pipeline1 keeps failing.

You need to identify which SQL query was executed when the pipeline failed. What should you do?

- A. From Monitoring hub, select the latest failed run of Pipeline1, and then view the output JSON.
- B. From Monitoring hub, select the latest failed run of Pipeline1, and then view the input JSON.
- C. From Real-time hub, select Fabric events, and then review the details of Microsoft.Fabric.ItemReadFailed.
- D. From Real-time hub, select Fabric events, and then review the details of Microsoft.Fabric.ItemUpdateFailed.
- E. From Real-time hub, select Fabric events, and then review the details of Microsoft.Fabric.ItemReadFailed.

Answer: B

Explanation:

The input JSON contains the configuration details and parameters passed to the Copy data activity during execution, including the dynamically generated SQL query.

Viewing the input JSON for the failed pipeline run provides direct insight into what query was executed at the time of failure.

NEW QUESTION 6

- (Topic 3)

You have a Fabric workspace that contains a lakehouse named Lakehouse1. Data is ingested into Lakehouse1 as one flat table. The table contains the following columns.

Name	Description
TransactionID	Contains a unique ID for each transaction
Date	Contains the date of a transaction
ProductID	Contains a unique ID for each product
ProductColor	Contains a descriptive attribute that describes the color of each product
ProductName	Contains a unique name for each product
SalesAmount	Contains the sales amount of a transaction

You plan to load the data into a dimensional model and implement a star schema. From the original flat table, you create two tables named FactSales and DimProduct. You will track changes in DimProduct.

You need to prepare the data.

Which three columns should you include in the DimProduct table? Each correct answer presents part of the solution.

NOTE: Each correct selection is worth one point.

- A. Date
- B. ProductName
- C. ProductColor
- D. TransactionID
- E. SalesAmount
- F. ProductID

Answer: BCF

Explanation:

In a star schema, the DimProduct table serves as a dimension table that contains descriptive attributes about products. It will provide context for the FactSales table, which contains transactional data. The following columns should be included in the DimProduct table:

- ? ProductName: The ProductName is an important descriptive attribute of the product, which is needed for analysis and reporting in a dimensional model.
- ? ProductColor: ProductColor is another descriptive attribute of the product. In a star schema, it makes sense to include attributes like color in the dimension table to help categorize products in the analysis.
- ? ProductID: ProductID is the primary key for the DimProduct table, which will be used to join the FactSales table to the product dimension. It's essential for uniquely identifying each product in the model.

NEW QUESTION 7

- (Topic 3)

You have a Fabric workspace that contains a warehouse named Warehouse1. Data is loaded daily into Warehouse1 by using data pipelines and stored procedures.

You discover that the daily data load takes longer than expected.

You need to monitor Warehouse1 to identify the names of users that are actively running queries.

Which view should you use?

- A. sys.dm_exec_connections
- B. sys.dm_exec_requests
- C. queryinsights.long_running_queries
- D. queryinsights.frequently_run_queries
- E. sys.dm_exec_sessions

Answer: E

Explanation:

sys.dm_exec_sessions provides real-time information about all active sessions, including the user, session ID, and status of the session. You can filter on session status to see users actively running queries.

NEW QUESTION 8

HOTSPOT - (Topic 3)

You have a Fabric workspace that contains a warehouse named Warehouse1. Warehouse1 contains a table named Customer. Customer contains the following data.

CustomerID	FirstName	LastName	Phone	CreditCard
1	John	Doe	555-123-4567	1234567812345670
2	Jane	Smith	555-987-6543	8765432187654320
3	Michael	Johnson	555-555-5555	1234987654321230
4	Emily	Davis	555-222-3333	4321123456789870
5	David	Brown	555-444-5555	5678123498761230

You have an internal Microsoft Entra user named User1 that has an email address of user1@contoso.com.

You need to provide User1 with access to the Customer table. The solution must prevent User1 from accessing the CreditCard column.

How should you complete the statement? To answer, select the appropriate options in the answer area.

NOTE: Each correct selection is worth one point.

Answer Area



- A. Mastered
- B. Not Mastered

Answer: A

Explanation:

Answer Area



NEW QUESTION 9

- (Topic 3)

You have a Fabric workspace that contains an eventhouse and a KQL database named Database1. Database1 has the following:

A table named Table1 A table named Table2

An update policy named Policy1

Policy1 sends data from Table1 to Table2.

The following is a sample of the data in Table2.

Timestamp (datetime)	DeviceId (guid)	StreamData (dynamic)
2024-05-18 12:45:17.16524	81416f30-60a2-4e75-9b19-2a84ea059735	[{ "index": 0, "eventId": "719afca0-be30-4559-bb5e-59feade642f6" }]
2024-05-18 12:45:21.76423	bb664e1e-02aa-4e17-8c8a-116cd4458d52	[{ "index": 0, "eventId": "782222b2-fbcb-43c0-82d6-ecd49a99dbf5" }]
2024-05-18 12:45:23.98642	717bfe7d-0e5d-498f-9f21-e60aaf258056	[{ "index": 0, "eventId": "d5730286-0da4-41f8-8e59-f75e209310a9" }]

Recently, the following actions were performed on Table1:

An additional element named temperature was added to the StreamData column. The data type of the Timestamp column was changed to date.

The data type of the DeviceId column was changed to string. You plan to load additional records to Table2.

Which two records will load from Table1 to Table2? Each correct answer presents a complete solution.

NOTE: Each correct selection is worth one point.

A)

Timestamp (datetime)	DeviceId (guid)	StreamData (dynamic)
2024-05-18	81416f30-60a2-4e75-9b19-2a84ea059735	[{ "index": 40, "eventId": "729afca2-be30-4559-bb5e-59feade642f3", "temperature": 32 }]

B)

Timestamp (datetime)	DeviceId (guid)	StreamData (dynamic)
2024-05-21	81416f30	[{ "index": 0, "eventId": "719afca0-be30-4559-bb5e-59feade642f6", "temperature": 27 }]

C)

Timestamp (datetime)	DeviceId (guid)	StreamData (dynamic)
2024-05-23	81416f3060a24e759b192a84ea05973532dhdyte3	[{ "index": 0, "eventId": "719afca0-be30-4559-bb5e-59feade642f6" }]

D)

Timestamp (datetime)	DeviceId (guid)	StreamData (dynamic)
2024-05-24	81416f30-60a2-4e75-9b19-2a84ea059735	[{ "index": 0, "eventid": "719afca0-be30-4559-bb5e-59feade642f6" }]

- A. Option A
- B. Option B
- C. Option c
- D. Option D

Answer: BD

Explanation:

Changes to Table1 Structure:

StreamData column: An additional temperature element was added. Timestamp column: Data type changed from datetime to date. DeviceId column: Data type changed from guid to string.

Impact of Changes:

Only records that comply with Table2???'s structure will load.

Records that deviate from Table2???'s column data types or structure will be rejected.

Record B:

Timestamp: Matches Table2 (datetime format). DeviceId: Matches Table2 (guid format).

StreamData: Contains only the index and eventid, which matches Table2. Accepted because it fully matches Table2???'s structure and data types.

Record D:

Timestamp: Matches Table2 (datetime format). DeviceId: Matches Table2 (guid format). StreamData: Matches Table2???'s structure.

Accepted because it fully matches Table2???'s structure and data types.

NEW QUESTION 10

- (Topic 3)

You have a Fabric workspace that contains a Real-Time Intelligence solution and an eventhouse.

Users report that from OneLake file explorer, they cannot see the data from the eventhouse.

You enable OneLake availability for the eventhouse. What will be copied to OneLake?

- A. only data added to new databases that are added to the eventhouse
- B. only the existing data in the eventhouse
- C. no data
- D. both new data and existing data in the eventhouse
- E. only new data added to the eventhouse

Answer: D

Explanation:

When you enable OneLake availability for an eventhouse, both new and existing data in the eventhouse will be copied to OneLake. This feature ensures that data, whether newly ingested or already present, becomes available for access through OneLake, making it easier for users to interact with and explore the data directly from OneLake file explorer.

NEW QUESTION 10

- (Topic 3)

You are implementing a medallion architecture in a Fabric lakehouse.

You plan to create a dimension table that will contain the following columns:

- ID
- CustomerCode
- CustomerName
- CustomerAddress
- CustomerLocation
- ValidFrom
- ValidTo

You need to ensure that the table supports the analysis of historical sales data by customer location at the time of each sale Which type of slowly changing dimension (SCD) should you use?

- A. Type 2
- B. Type 0
- C. Type 1
- D. Type 3

Answer: A

NEW QUESTION 14

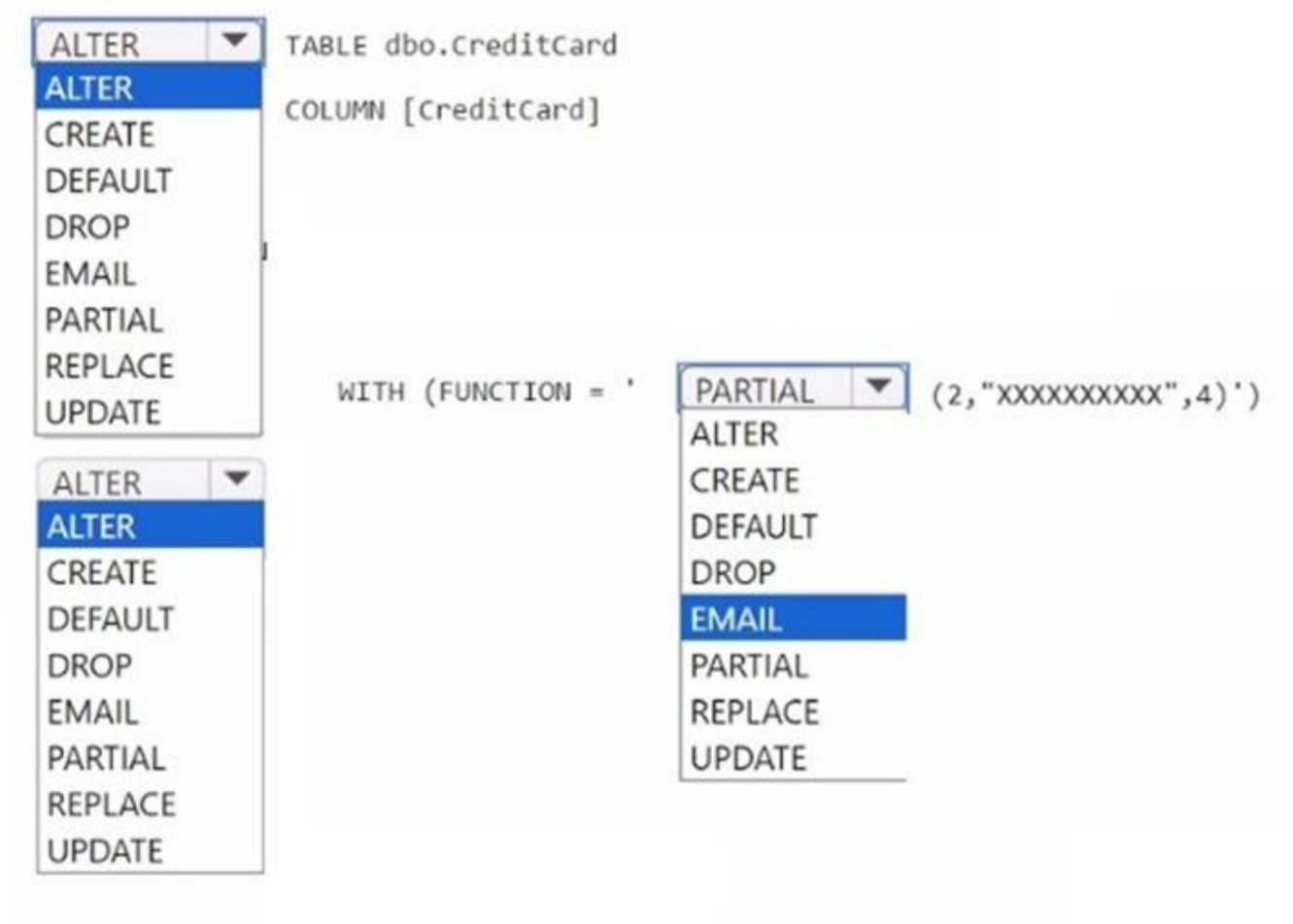
HOTSPOT - (Topic 3)

You have a Fabric workspace named Workspace1 that contains a warehouse named Warehouse2. A team of data analysts has Viewer role access to Workspace1. You create a table by running the following statement.

```
CREATE TABLE [warehouse2].[dbo].[CreditCard]
(
    CreditCard varchar(20) NOT NULL
    ,CreditCardType varchar(10) NOT NULL)
GO
```

You need to ensure that the team can view only the first two characters and the last four characters of the Creditcard attribute. How should you complete the statement? To answer, select the appropriate options in the answer area.
 NOTE: Each correct selection is worth one point.

Answer Area



- A. Mastered
- B. Not Mastered

Answer: A

Explanation:

Answer Area

ALTER TABLE dbo.CreditCard
 ALTER COLUMN [CreditCard]
 WITH (FUNCTION = 'PARTIAL (2, "XXXXXXXXXX", 4)')

ALTER
 CREATE
 DEFAULT
 DROP
 EMAIL
 PARTIAL
 REPLACE
 UPDATE

ALTER
 CREATE
 DEFAULT
 DROP
 EMAIL
 PARTIAL
 REPLACE
 UPDATE

ALTER
 CREATE
 DEFAULT
 DROP
 EMAIL
 PARTIAL
 REPLACE
 UPDATE

NEW QUESTION 18

HOTSPOT - (Topic 3)

You have a Fabric workspace.

You are debugging a statement and discover the following issues: Sometimes, the statement fails to return all the expected rows.

The PurchaseDate output column is NOT in the expected format of mmm dd, yy.

You need to resolve the issues. The solution must ensure that the data types of the results are retained. The results can contain blank cells.

How should you complete the statement? To answer, select the appropriate options in the answer area.

NOTE: Each correct selection is worth one point.

Answer Area

SELECT

item_id as ItemId

▼

```

,convert(varchar(20), item_name)
,convert(varchar(max), item_name)
try_cast(item_name as varchar(20))
        
```

as ItemName

,item_description as ItemDescription

▼

```

,convert(varchar, purchase_date, 7)
,convert(varchar, purchase_date, 109)
,convert(varchar, purchase_date, 112)
        
```

as PurchaseDate

FROM

Table1

WHERE

item_type = @itemtype_parameter

- A. Mastered
- B. Not Mastered

Answer: A

Explanation:

Answer Area

SELECT

item_id as ItemId

as ItemName
 ,convert(varchar(20), item_name)
 ,convert(varchar(max), item_name)
 ,try_cast(item_name as varchar(20))
 ,item_description as ItemDescription

as PurchaseDate
 ,convert(varchar, purchase_date, 7)
 ,convert(varchar, purchase_date, 109)
 ,convert(varchar, purchase_date, 112)

FROM

Table1

WHERE

item_type = @itemtype_parameter

NEW QUESTION 20

DRAG DROP - (Topic 3)

You are implementing the following data entities in a Fabric environment:

Entity1: Available in a lakehouse and contains data that will be used as a core organization entity

Entity2: Available in a semantic model and contains data that meets organizational standards

Entity3: Available in a Microsoft Power BI report and contains data that is ready for sharing and reuse

Entity4: Available in a Power BI dashboard and contains approved data for executive-level decision making

Your company requires that specific governance processes be implemented for the data. You need to apply endorsement badges to the entities based on each entity's use case.

Which badge should you apply to each entity? To answer, drag the appropriate badges to the correct entities. Each badge may be used once, more than once, or not at all. You may need to drag the split bar between panes or scroll to view content.

NOTE: Each correct selection is worth one point.

Badges

- Certified
- Master data
- Promoted
- Cannot be endorsed

Answer Area

- Entity1:
- Entity2:
- Entity3:
- Entity4:

- A. Mastered
- B. Not Mastered

Answer: A

Explanation:
Badges



Answer Area



NEW QUESTION 22

- (Topic 3)

Note: This question is part of a series of questions that present the same scenario. Each question in the series contains a unique solution that might meet the stated goals. Some question sets might have more than one correct solution, while others might not have a correct solution.

After you answer a question in this section, you will NOT be able to return to it. As a result, these questions will not appear in the review screen.

You have a Fabric eventstream that loads data into a table named Bike_Location in a KQL database. The table contains the following columns:

BikepointID Street Neighbourhood No_Bikes No_Empty_Docks Timestamp

You need to apply transformation and filter logic to prepare the data for consumption. The solution must return data for a neighbourhood named Sands End when No_Bikes is at least 15. The results must be ordered by No_Bikes in ascending order.

Solution: You use the following code segment:

```
bike_location
| filter Neighbourhood == "Sands End" and No_Bikes >= 15
| sort by No_Bikes asc
| project BikepointID, Street, Neighbourhood, No_Bikes, No_Empty_Docks, Timestamp
```

Does this meet the goal?

- A. Yes
- B. no

Answer: A

Explanation:

Filter Condition: It correctly filters rows where Neighbourhood is "Sands End" and No_Bikes is greater than or equal to 15.

Sorting: The sorting is explicitly done by No_Bikes in ascending order using sort by No_Bikes asc.

Projection: It projects the required columns (BikepointID, Street, Neighbourhood, No_Bikes, No_Empty_Docks, Timestamp), which minimizes the data returned for consumption.

NEW QUESTION 24

HOTSPOT - (Topic 3)

You have a Fabric workspace named Workspace1 that contains the items shown in the following table.

Name	Type
Notebook1	Notebook
Notebook2	Notebook
Lakehouse1	Lakehouse
Pipeline1	Data pipeline
Model1	Semantic model

For Model1, the Keep your Direct Lake data up to date option is disabled.

You need to configure the execution of the items to meet the following requirements:

Notebook1 must execute every weekday at 8:00 AM.

Notebook2 must execute when a file is saved to an Azure Blob Storage container. Model1 must refresh when Notebook1 has executed successfully.

How should you orchestrate each item? To answer, select the appropriate options in the answer area.

NOTE: Each correct selection is worth one point.

Answer Area

Notebook1: Add Notebook1 to an Apache Spark job definition.
 Add Notebook1 to Pipeline1.
 From Real-Time hub, configure the execution of Notebook1

Notebook2: Add Notebook2 to an Apache Spark job definition.
 Add Notebook2 to Pipeline1.
 From Real-Time hub, configure the execution of Notebook2

Pipeline1: Add Pipeline1 to an Apache Spark job definition.
 Configure the execution of Pipeline1 by using a schedule
 From Real-Time hub, configure the execution of Pipeline1.

Model1: Add Model1 to Pipeline1
 From Real-Time hub, configure Model1 to refresh.
 Set Keep your Direct Lake data up to date to On.

- A. Mastered
- B. Not Mastered

Answer: A

Explanation:

Answer Area

Notebook1: Add Notebook1 to an Apache Spark job definition.
 Add Notebook1 to Pipeline1.
 From Real-Time hub, configure the execution of Notebook1

Notebook2: Add Notebook2 to an Apache Spark job definition.
 Add Notebook2 to Pipeline1.
 From Real-Time hub, configure the execution of Notebook2

Pipeline1: Add Pipeline1 to an Apache Spark job definition.
 Configure the execution of Pipeline1 by using a schedule
 From Real-Time hub, configure the execution of Pipeline1.

Model1: Add Model1 to Pipeline1
 From Real-Time hub, configure Model1 to refresh.
 Set Keep your Direct Lake data up to date to On.

NEW QUESTION 29

- (Topic 3)

You have a Fabric workspace that contains a semantic model named Model1. You need to monitor the refresh history of Model 1 and visualize the refresh history in a chart. What should you use?

- A. the refresh history from the settings of Model1.
- B. a notebook
- C. a Dataflow Gen2 dataflow
- D. a data pipeline

Answer: A

NEW QUESTION 33

HOTSPOT - (Topic 3)

You need to recommend a Fabric streaming solution that will use the sources shown in the following table.

Name	Message size	Description
Source1	10 MB	Contains semi-structured data that has a bigint column in the messages
Source2	25 MB	Contains structured data that has 19 columns
Source3	5 MB	Contains unstructured data that has images in the messages

The solution must minimize development effort.

What should you include in the recommendation for each source? To answer, select the appropriate options in the answer area.

NOTE: Each correct selection is worth one point.

Answer Area

Source1:

- Apache Spark Structured Streaming
- An eventstream
- A data pipeline
- A streaming dataflow**
- An eventstream

Source2:

- Apache Spark Structured Streaming
- An eventstream
- A data pipeline**
- A streaming dataflow

Source3:

- Apache Spark Structured Streaming
- An eventstream**
- A data pipeline
- A streaming dataflow

- A. Mastered
- B. Not Mastered

Answer: A

Explanation:

Answer Area

Source1:

- Apache Spark Structured Streaming
- An eventstream
- A data pipeline
- A streaming dataflow**
- An eventstream

Source2:

- Apache Spark Structured Streaming
- An eventstream
- A data pipeline**
- A streaming dataflow

Source3:

- Apache Spark Structured Streaming
- An eventstream**
- A data pipeline
- A streaming dataflow

NEW QUESTION 34

- (Topic 3)

You have a Fabric workspace named Workspace1. You plan to integrate Workspace1 with Azure DevOps.

You will use a Fabric deployment pipeline named deployPipeline1 to deploy items from Workspace1 to higher environment workspaces as part of a medallion architecture. You will run deployPipeline1 by using an API call from an Azure DevOps pipeline.

You need to configure API authentication between Azure DevOps and Fabric. Which type of authentication should you use?

- A. service principal
- B. Microsoft Entra username and password
- C. managed private endpoint
- D. workspace identity

Answer: A

Explanation:

When integrating Azure DevOps with Fabric (Workspace1), using a service principal is the recommended authentication method. A service principal provides a way for applications (such as an Azure DevOps pipeline) to authenticate and interact with resources securely. It allows Azure DevOps to authenticate API calls to Fabric without requiring direct user credentials. This method is ideal for automating tasks such as deploying items through a Fabric deployment pipeline.

NEW QUESTION 39

- (Topic 3)

You are developing a data pipeline named Pipeline1.

You need to add a Copy data activity that will copy data from a Snowflake data source to a Fabric warehouse. Which option from the Settings tab of the Copy data activity must you configure?

- A. Enable logging
- B. Fault tolerance
- C. Enable staging
- D. Degree of copy parallelism

Answer: C

NEW QUESTION 42

- (Topic 3)

Note: This question is part of a series of questions that present the same scenario. Each question in the series contains a unique solution that might meet the stated goals. Some question sets might have more than one correct solution, while others might not have a correct solution.

After you answer a question in this section, you will NOT be able to return to it. As a result, these questions will not appear in the review screen.

You have a KQL database that contains two tables named Stream and Reference. Stream contains streaming data in the following format.

Column name	Data type
Timestamp	Datetime
GeoLocation	Dynamic
Temperature	Decimal
DeviceId	Int

Reference contains reference data in the following format.

Column name	Data type
DeviceId	Int
DeviceName	String

Both tables contain millions of rows. You have the following KQL queryset.

```

01 Stream
02 | extend lat = todecimal(GeoLocation.Latitude), long = todecimal(GeoLocation.Longitude)
03 | join kind=inner Reference on DeviceId
04 | project Timestamp, lat, long, Temperature, DeviceName
05 | filter Temperature >= 10
06 | render scatterchart with (kind = map)

```

You need to reduce how long it takes to run the KQL queryset. Solution: You change project to extend. Does this meet the goal?

- A. Yes
- B. No

Answer: B

Explanation:

Using extend retains all columns in the table, potentially increasing the size of the output unnecessarily. project is more efficient because it selects only the required columns.

NEW QUESTION 45

- (Topic 3)

You have a Fabric workspace that contains a warehouse named Warehouse1.

You have an on-premises Microsoft SQL Server database named Database1 that is accessed by using an on-premises data gateway.

You need to copy data from Database1 to Warehouse1. Which item should you use?

- A. an Apache Spark job definition
- B. a data pipeline
- C. a Dataflow Gen1 dataflow
- D. an eventstream

Answer: B

Explanation:

To copy data from an on-premises Microsoft SQL Server database (Database1) to a warehouse (Warehouse1) in Fabric, a data pipeline is the most appropriate tool. A data pipeline in Fabric is designed to move data between various data sources and destinations, including on-premises databases like SQL Server, and cloud-based storage like Fabric warehouses. The data pipeline can handle the connection through an on-premises data gateway, which is required to access on-premises data. This solution facilitates the orchestration of data movement and transformations if needed.

NEW QUESTION 48

DRAG DROP - (Topic 3)

You have a Fabric workspace that contains a warehouse named Warehouse1.

In Warehouse1, you create a table named DimCustomer by running the following statement.

```
CREATE TABLE dbo.DimCustomer (  
    CustomerKey VARCHAR(255) NOT NULL,  
    Name VARCHAR(255) NOT NULL,  
    Email VARCHAR(255) NOT NULL  
);
```

You need to set the Customerkey column as a primary key of the DimCustomer table. Which three code segments should you run in sequence? To answer, move the appropriate code segments from the list of code segments to the answer area and arrange them in the correct order.

Code Segments

- 0 DROP CONSTRAINT PK_DimCustomer
- 0 ADD CONSTRAINT PK_DimCustomer PRIMARY KEY NONCLUSTERED (CustomerKey)
- 0 NOT ENFORCED
- 0 ALTER TABLE dbo.DimCustomer
- 0 ADD CONSTRAINT PK_DimCustomer PRIMARY KEY CLUSTERED (CustomerKey)
- 0 ENFORCED

Answer Area

- A. Mastered
- B. Not Mastered

Answer: A

Explanation:

Code Segments

- 0 DROP CONSTRAINT PK_DimCustomer
- 0 ADD CONSTRAINT PK_DimCustomer PRIMARY KEY NONCLUSTERED (CustomerKey)
- 0 NOT ENFORCED
- 0 ALTER TABLE dbo.DimCustomer
- 0 ADD CONSTRAINT PK_DimCustomer PRIMARY KEY CLUSTERED (CustomerKey)
- 0 ENFORCED

Answer Area

ALTER TABLE dbo.DimCustomer

ADD CONSTRAINT PK_DimCustomer PRIMARY KEY CLUSTERED (CustomerKey)

ENFORCED

NEW QUESTION 51

HOTSPOT - (Topic 3)

You are building a data loading pattern for Fabric notebook workloads. You have the following code segment:

```
def loading_pattern_sample(df_source):
    try:
        deltaTable = DeltaTable.forName(spark, target_table)
    except Exception:
        try:
            df_source.write.format('delta').mode('overwrite').saveAsTable(f"{target_table}")
        except Exception as e:
            print(f':Load for table {target_table} failed with error: {str(e)}')
            raise
    return

    try:
        change_detection_columns = [col for col in df_source.columns if col not in candidate_key]

        match_condition = ' AND '.join([f'target.{col} = source.{col}' for col in candidate_key])
        update_condition = ' OR '.join([f'target.{col} != source.{col}' for col in change_detection_columns])

        update_expr = {col: f'source.{col}' for col in df_source.columns}

        merge_operation = deltaTable.alias('target').merge(
            source=df_source.alias('source'),
            condition=match_condition
        ).whenMatchedUpdate(
            condition=update_condition,
            set=update_expr
        ).whenNotMatchedInsertAll()

        merge_operation.execute()
    except Exception as e:
        print(f'Insert operation for table {target_table} failed with error: {str(e)}')
    return
```

For each of the following statements, select Yes if the statement is true. Otherwise, select No.
 NOTE: Each correct selection is worth one point.

Answer Area

Statements

The target table will always be overwritten.

Yes

No

The merge operation will always run.

The loading pattern supports both full and incremental loading requirements.

- A. Mastered
- B. Not Mastered

Answer: A

Explanation:

Answer Area

Statements

The target table will always be overwritten.

Yes

No

The merge operation will always run.

The loading pattern supports both full and incremental loading requirements.

NEW QUESTION 56

- (Topic 3)

You have a Fabric workspace that contains a semantic model named Model1. You need to dynamically execute and monitor the refresh progress of Model1. What should you use?

- A. dynamic management views in Microsoft SQL Server Management Studio
- B. Monitoring hub
- C. dynamic management views in Azure Data Studio
- D. a semantic link in a notebook

Answer: D

Explanation:

Semantic models in Microsoft Fabric are part of Power BI datasets and require refreshes to stay updated with the latest data. Dynamically executing and monitoring the refresh progress requires a tool or approach that integrates with Fabric's capabilities for semantic models.

NEW QUESTION 57

- (Topic 3)

You have a Google Cloud Storage (GCS) container named storage1 that contains the files shown in the following table.

Name	Size
ProductFile.parquet	8 MB
StoreFile.json	500 MB
TripsFile.csv	99 MB

You have a Fabric workspace named Workspace1 that has the cache for shortcuts enabled. Workspace1 contains a lakehouse named Lakehouse1. Lakehouse1 has the shortcuts shown in the following table.

Name	Source	Last accessed
Products	ProductFile	12 hours ago
Stores	StoreFile	4 hours ago
Trips	TripsFile	48 hours ago

You need to read data from all the shortcuts. Which shortcuts will retrieve data from the cache?

- A. Stores only
- B. Products only
- C. Stores and Products only

- D. Products, Stores, and Trips
- E. Trips only
- F. Products and Trips only

Answer: C

Explanation:

When reading data from shortcuts in Fabric (in this case, from a lakehouse like Lakehouse1), the cache for shortcuts helps by storing the data locally for quick access. The last accessed timestamp and the cache expiration rules determine whether data is fetched from the cache or from the source (Google Cloud Storage, in this case).

Products: The ProductFile.parquet was last accessed 12 hours ago. Since the cache has data available for up to 12 hours, it is likely that this data will be retrieved from the cache, as it hasn't been too long since it was last accessed.

Stores: The StoreFile.json was last accessed 4 hours ago, which is within the cache retention period. Therefore, this data will also be retrieved from the cache.

Trips: The TripsFile.csv was last accessed 48 hours ago. Given that it's outside the typical caching window (assuming the cache has a maximum retention period of around 24 hours), it would not be retrieved from the cache. Instead, it will likely require a fresh read from the source.

NEW QUESTION 62

- (Topic 3)

You are building a Fabric notebook named MasterNotebook1 in a workspace. MasterNotebook1 contains the following code.

```
DAG = {
  "activities": [
    {
      "name": "execute_notebook_1",
      "path": "notebook_01",
      "timeoutPerCellInSeconds": 600,
      "args": {
        "input_value": "999"
      },
      "retry": 1,
      "retryIntervalInSeconds": 30
    },
    {
      "name": "execute_notebook_2",
      "path": "notebook_02",
      "timeoutPerCellInSeconds": 400,
      "args": {
        "input_value": "888"
      },
      "retry": 1,
      "retryIntervalInSeconds": 30
    },
    {
      "name": "execute_notebook_3",
      "path": "notebook_03",
      "timeoutPerCellInSeconds": 600,
      "args": {
        "input_value": "777"
      },
      "retry": 1,
      "retryIntervalInSeconds": 30
    }
  ],
  "timeoutInSeconds": 43200,
  "concurrency": 0
}
```

You need to ensure that the notebooks are executed in the following sequence:

- * 1. Notebook_03
- * 2. Notebook_01
- * 3. Notebook_02

Which two actions should you perform? Each correct answer presents part of the solution. NOTE: Each correct selection is worth one point.

- A. Split the Directed Acyclic Graph (DAG) definition into three separate definitions.
- B. Change the concurrency to 3.
- C. Move the declaration of Notebook_03 to the top of the Directed Acyclic Graph (DAG) definition.
- D. Move the declaration of Notebook_02 to the bottom of the Directed Acyclic Graph (DAG) definition.
- E. Add dependencies to the execution of Notebook_02.
- F. Add dependencies to the execution of Notebook_03.

Answer: CE

NEW QUESTION 65

HOTSPOT - (Topic 3)

You have a Fabric workspace that contains a warehouse named DW1. DW1 contains the following tables and columns.

Table name	Column name	Description
SalesOrderDetail	ProductID	Contains the product ID of the ordered product
SalesOrderDetail	ModifiedDate	Contains the date of an order
SalesOrderDetail	OrderQty	Contains the order quantity
Product	ProductID	Contains the unique ID of a product
Product	Name	Contains a product name

You need to create an output that presents the summarized values of all the order quantities by year and product. The results must include a summary of the order quantities at the year level for all the products.

How should you complete the code? To answer, select the appropriate options in the answer area.

NOTE: Each correct selection is worth one point.

Answer Area

```

(SELECT CAST
(SELECT CONVERT
(SELECT YEAR
,P.Name AS ProductName
,SUM(SO.OrderQty) AS OrderQty
FROM [dbo].[SalesOrderDetail] SO
INNER JOIN [dbo].[Product] P
ON P.ProductID = SO.ProductID
GROUP BY
CUBE(YEAR(SO.ModifiedDate), P.Name)
(ROLLUP(S (YEAR(SO.ModifiedDate), P.Name), (YEAR(SO.ModifiedDate)))
ROLLUP(YEAR(SO.ModifiedDate), P.Name)
YEAR(SO.ModifiedDate), P.Name
ORDER BY OrderDate

```

- A. Mastered
- B. Not Mastered

Answer: A

Explanation:

Answer Area

```

(SO.ModifiedDate) AS OrderDate
SELECT CAST
SELECT CONVERT
SELECT YEAR
,P.Name AS ProductName
,SUM(SO.OrderQty) AS OrderQty
FROM [dbo].[SalesOrderDetail] SO
INNER JOIN [dbo].[Product] P
ON P.ProductID = SO.ProductID
GROUP BY
CUBE(YEAR(SO.ModifiedDate), P.Name)
(ROLLUP(YEAR(SO.ModifiedDate), P.Name), (YEAR(SO.ModifiedDate)))
ROLLUP(YEAR(SO.ModifiedDate), P.Name)
YEAR(SO.ModifiedDate), P.Name
ORDER BY OrderDate

```

NEW QUESTION 70

- (Topic 3)

You have a Fabric workspace named Workspace1.

You plan to configure Git integration for Workspace1 by using an Azure DevOps Git repository. An Azure DevOps admin creates the required artifacts to support the integration of Workspace1. Which details do you require to perform the integration?

- A. the project, Git repository, branch, and Git folder
- B. the organization, project, and Git repository
- C. Git repository, and branch
- D. the Git repository URL and the Git folder
- E. the personal access token (PAT) for Git authentication and the Git repository URL

Answer: B

NEW QUESTION 73

- (Topic 3)

You have a Fabric workspace named Workspace1 that contains a data pipeline named Pipeline1 and a lakehouse named Lakehouse1.

You have a deployment pipeline named deployPipeline1 that deploys Workspace1 to Workspace2.

You restructure Workspace1 by adding a folder named Folder1 and moving Pipeline1 to Folder1.

You use deployPipeline1 to deploy Workspace1 to Workspace2. What occurs to Workspace2?

- A. Folder1 is created, Pipeline1 moves to Folder1, and Lakehouse1 is deployed.
- B. Only Pipeline1 and Lakehouse1 are deployed.
- C. Folder1 is created, and Pipeline1 and Lakehouse1 move to Folder1.
- D. Only Folder1 is created and Pipeline1 moves to Folder1.

Answer: A

Explanation:

When you restructure Workspace1 by adding a new folder (Folder1) and moving Pipeline1 into it, deployPipeline1 will deploy the entire structure of Workspace1 to Workspace2, preserving the changes made in Workspace1. This includes:

Folder1 will be created in Workspace2, mirroring the structure in Workspace1.

Pipeline1 will be moved into Folder1 in Workspace2, maintaining the same folder structure. Lakehouse1 will be deployed to Workspace2 as it exists in Workspace1.

NEW QUESTION 74

- (Topic 3)

You have a Fabric workspace named Workspace1 that contains an Apache Spark job definition named Job1.

You have an Azure SQL database named Source1 that has public internet access disabled.

You need to ensure that Job1 can access the data in Source1. What should you create?

- A. an on-premises data gateway
- B. a managed private endpoint
- C. an integration runtime
- D. a data management gateway

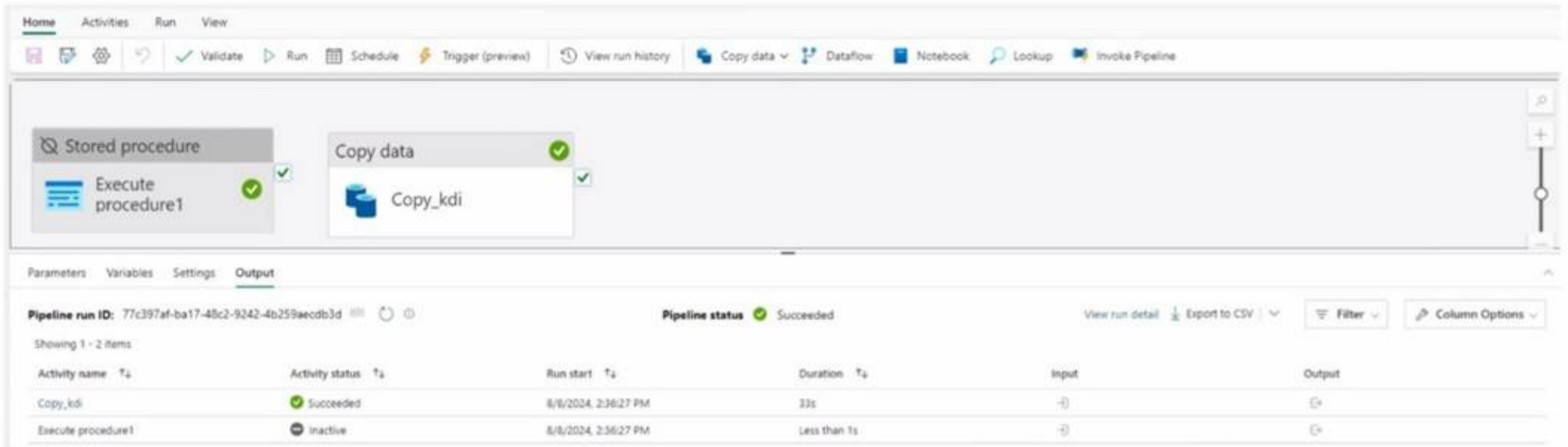
Answer: B

Explanation:

To allow Job1 in Workspace1 to access an Azure SQL database (Source1) with public internet access disabled, you need to create a managed private endpoint. A managed private endpoint is a secure, private connection that enables services like Fabric (or other Azure services) to access resources such as databases, storage accounts, or other services within a virtual network (VNet) without requiring public internet access. This approach maintains the security and integrity of your data while enabling access to the Azure SQL database.

NEW QUESTION 76

- (Topic 3)
 Exhibit.



You have a Fabric workspace that contains a write-intensive warehouse named DW1. DW1 stores staging tables that are used to load a dimensional model. The tables are often read once, dropped, and then recreated to process new data. You need to minimize the load time of DW1. What should you do?

- A. Disable V-Order.
- B. Drop statistics.
- C. Enable V-O-der.
- D. Create statistics.

Answer: C

NEW QUESTION 78

.....

Thank You for Trying Our Product

We offer two products:

1st - We have Practice Tests Software with Actual Exam Questions

2nd - Questions and Answers in PDF Format

DP-700 Practice Exam Features:

- * DP-700 Questions and Answers Updated Frequently
- * DP-700 Practice Questions Verified by Expert Senior Certified Staff
- * DP-700 Most Realistic Questions that Guarantee you a Pass on Your FirstTry
- * DP-700 Practice Test Questions in Multiple Choice Formats and Updatesfor 1 Year

100% Actual & Verified — Instant Download, Please Click
[Order The DP-700 Practice Test Here](#)