

MS-200 Dumps

Planning and Configuring a Messaging Platform

<https://www.certleader.com/MS-200-dumps.html>



NEW QUESTION 1

- (Exam Topic 1)

You need to ensure that all the users in the Exchange organization can connect to their mailbox by using MAPI over HTTP.

Which two cmdlets should you run? Each correct answer presents part of the solution.

NOTE: Each correct selection is worth one point.

- A. Set-MapiVirtualDirectory
- B. Set-ECPVirtualDirectory
- C. Set-OutlookAnywhere
- D. Set-CasMailbox
- E. Set-OrganizationConfig

Answer: AE

Explanation:

References:

<https://docs.microsoft.com/en-us/exchange/clients/mapi-over-http/configure-mapi-over-http?view=exchserver-2>

NEW QUESTION 2

- (Exam Topic 1)

You are evaluating the current configuration of the DAG.

For each of the following statements, select Yes if the statement is true. Otherwise, select No.

NOTE: Each correct selection is worth one point.

Statements	Yes	No
If the WAN link between the London and New York offices fails, the mailbox database copies in the New York office will remain mounted.	<input type="radio"/>	<input type="radio"/>
If the WAN link between the Paris and New York offices fails, the mailbox database copies in the New York office will remain mounted.	<input type="radio"/>	<input type="radio"/>
If the WAN link between the London and New York offices fails, the mailbox database copies in the London office will remain mounted.	<input type="radio"/>	<input type="radio"/>

- A. Mastered
- B. Not Mastered

Answer: A

Explanation:

Statements	Yes	No
If the WAN link between the London and New York offices fails, the mailbox database copies in the New York office will remain mounted.	<input checked="" type="radio"/>	<input type="radio"/>
If the WAN link between the Paris and New York offices fails, the mailbox database copies in the New York office will remain mounted.	<input checked="" type="radio"/>	<input type="radio"/>
If the WAN link between the London and New York offices fails, the mailbox database copies in the London office will remain mounted.	<input checked="" type="radio"/>	<input type="radio"/>

NEW QUESTION 3

- (Exam Topic 1)

You need to implement the required changes to the current Exchange organization for the Fabrikam partnership.

Which two actions should you perform? Each correct answer presents part of the solution.

NOTE: Each correct selection is worth one point.

- A. Set up directory synchronization.
- B. Create a remote domain.
- C. Configure an email address policy.
- D. Configure an external relay accepted domain.
- E. Configure an internal relay accepted domain.

Answer: CE

Explanation:

References:

<https://docs.microsoft.com/en-us/exchange/mail-flow/accepted-domains/accepted-domains?view=exchserver-20>

NEW QUESTION 4

- (Exam Topic 2)

You need to configure the virtual directories to meet the technical requirements.

How should you complete the command? To answer, select the appropriate options in the answer area. NOTE: Each correct selection is worth one point.



- A. Mastered
- B. Not Mastered

Answer: A

Explanation:



NEW QUESTION 5

- (Exam Topic 2)

You need to recommend a load balancing solution for the client connections that must be created to meet the disaster recovery requirements. What should you recommend?

- A. Deploy a Layer 7 load balancing solution.
- B. Deploy a Layer 4 load balancing solution.
- C. Implement Network Load Balancing (NLB) on each Exchange server.
- D. Implement DNS load balancing for all the Exchange-related DNS records and implement round robin for DNS name resolution.

Answer: A

Explanation:

References:

<https://docs.microsoft.com/en-us/exchange/architecture/client-access/load-balancing?view=exchserver-2019>

NEW QUESTION 6

- (Exam Topic 2)

You need to configure a mail flow solution for email that will be sent from each branch office to the Internet. The solution must meet the technical requirements. What is the best way to achieve the goal? More than one answer choice may achieve the goal. Select the BEST answer.

- A. a Send connector in the main office that has a cost of 100 and uses a Mailbox server in each office as an SMTP smart host
- B. a Send connector in each office that each has the default costs
- C. two Send connectors in the main office that both have the default costs.
- D. a Send connector in each branch office that has a cost of 100 and uses a Mailbox server in the main office as an SMTP smart host

Answer: D

NEW QUESTION 7

- (Exam Topic 3)

NO: 8 HOTSPOT

You have a Microsoft Exchange Online subscription. You run the following command.

`Set-ActiveSyncOrganizationSettings -DefaultAccessLevel Block`

You run `Get-ActiveSyncDeviceAccessRule | f1 Identity, AccessLevel, Characteristic, QueryString` and you receive the following output.

```

Identity           : Outlook-Android/2.0 (UserAgent)
AccessLevel        : allow
Characteristic     : UserAgent
QueryString        : Outlook-Android/2.0

Identity           : Outlook-iOS/2.0 (UserAgent)
AccessLevel        : Allow
Characteristic     : UserAgent
QueryString        : Outlook-iOS/2.0
  
```

For each of the following statements, select Yes if the statement is true. Otherwise, select No. NOTE: Each correct selection is worth one point.

Statements	Yes	No
iOS devices can use the Microsoft Outlook app to sync mailbox data.	<input type="radio"/>	<input type="radio"/>
Android devices can use the Microsoft Outlook app to sync mailbox data.	<input type="radio"/>	<input type="radio"/>
iOS devices can use the native Mail app to sync mailbox data.	<input type="radio"/>	<input type="radio"/>

- A. Mastered
B. Not Mastered

Answer: A

Explanation:

Statements	Yes	No
iOS devices can use the Microsoft Outlook app to sync mailbox data.	<input checked="" type="radio"/>	<input type="radio"/>
Android devices can use the Microsoft Outlook app to sync mailbox data.	<input checked="" type="radio"/>	<input type="radio"/>
iOS devices can use the native Mail app to sync mailbox data.	<input type="radio"/>	<input checked="" type="radio"/>

NEW QUESTION 8

- (Exam Topic 3)

Your network contains an Active Directory forest. The forest contains the servers in the following table.

Name	Configuration	Domain	Site
DC01	Domain controller (schema master)	Litware.com	SiteA
EX01	Microsoft Exchange server	Litware.com	SiteA
DC02	Domain controller	Litware.com	SiteB
DC03	Domain controller (domain naming operations master)	Corp.litware.com	SiteB
EX02	Microsoft Exchange server	Corp.litware.com	SiteB
DC04	Domain controller	Dmz.litware.com	SiteC

The dmz.litware.com domain contains mail-enabled user accounts but does not contain any Exchange servers.

You plan to replace the existing Exchange servers with new servers that have Exchange Server 2019 installed. You need to extend the schema and prepare the Active Directory domains.

What should you do? To answer, select the appropriate options in the answer area. NOTE: Each correct selection is worth one point.

Run setup /PrepareSchema on:

EX01
DC02
DC03
DC04

Domains in which you must run setup /PrepareDomain after running setup /PrepareAD:

Litware.com only
Corp.litware.com only
Corp.litware.com and dmz.litware.com only
Litware.com corp.litware.com and dmz.litware.com

- A. Mastered
B. Not Mastered

Answer: A

Explanation:

Run setup /PrepareSchema on:

EX01
DC02
DC03
DC04

Domains in which you must run setup /PrepareDomain after running setup /PrepareAD:

Litware.com only
Corp.litware.com only
Corp.litware.com and dmz.litware.com only
Litware.com corp.litware.com and dmz.litware.com

NEW QUESTION 9

- (Exam Topic 3)

Your company has a Microsoft Exchange Server 2019 hybrid deployment.

Users in the company's accounting department have on-premises mailboxes. Users in the company's sales department have mailboxes in Exchange Online.

You need to configure Outlook on the web to meet the following requirements:

- The accounting department users must be prevented from using Outlook on the web.
- The sales department users must be prevented from using Outlook on the web from the Internet.
- The accounting and sales department users must be able to use Outlook Anywhere and Exchange ActiveSync.

Which cmdlet should you run for the users in each department? To answer, select the appropriate options in the answer area.

NOTE: Each correct selection is worth one point.

Accounting department users:

<input type="checkbox"/>	New-ClientAccessRule
<input type="checkbox"/>	Set-CASMailbox
<input type="checkbox"/>	New-OWAMailboxPolicy
<input type="checkbox"/>	Set-OWAMailboxPolicy

Sales department users:

<input type="checkbox"/>	New-ClientAccessRule
<input type="checkbox"/>	Set-CASMailbox
<input type="checkbox"/>	New-OWAMailboxPolicy
<input type="checkbox"/>	Set-OWAMailboxPolicy

A. Mastered

B. Not Mastered

Answer: A

Explanation:

Accounting department users:

<input checked="" type="checkbox"/>	New-ClientAccessRule
<input type="checkbox"/>	Set-CASMailbox
<input type="checkbox"/>	New-OWAMailboxPolicy
<input type="checkbox"/>	Set-OWAMailboxPolicy

Sales department users:

<input checked="" type="checkbox"/>	New-ClientAccessRule
<input type="checkbox"/>	Set-CASMailbox
<input type="checkbox"/>	New-OWAMailboxPolicy
<input type="checkbox"/>	Set-OWAMailboxPolicy

NEW QUESTION 10

- (Exam Topic 3)

You have a Microsoft Exchange Server 2019 organization that contains four Mailbox servers and one Edge Transport server. The organization supports hundreds of remote users.

You need to block offline access to Outlook on the web for all the users. What should you do?

- A. Run the Set-OWMailboxPolicy cmdlet and specify the–ExplicitLogonEnabled \$true parameter
- B. Run the Set-OWMailboxPolicy cmdlet and specify the–AllowOfflineOn NoComputers parameter
- C. On the Edge Transport server, run the Set-OwaVirtualDirectory cmdlet and specify the – AllowOfflineOn NoComputers parameter.
- D. On each Mailbox server, run the Set-OwaVirtualDirectory cmdlet and specify the–ExternalURLs \$null parameter.

Answer: C

NEW QUESTION 10

- (Exam Topic 3)

Your network contains two Active Directory sites named Site1 and Site2.

You deploy a new Microsoft Exchange Server 2019 organization that contains a Mailbox server in each site. You need to configure the organization to use a single namespace for Autodiscover.

What should you do?

- A. Create an SRV record named AutoDiscover.
- B. Create a TXT record named AutoDiscover.
- C. Run the Set-ClientAccessService cmdlet.
- D. Run the Set-AutodiscoverVirtualDirectory cmdlet.

Answer: C

NEW QUESTION 14

- (Exam Topic 3)

You plan to deploy a Microsoft Exchange Server 2019 organization that will contain the servers shown in the following table.

Name	Active Directory site
EX01	Site1
EX02	Site2
EX03	Site2

The sites connect to each other by using a high-cost, slow WAN link. Each site also connects directly to the Internet.

You need to ensure that outgoing email to the Internet always uses a server in the local site. What should you create?

- A. one Send connector that uses two smart hosts
- B. two Send connectors that use different smart hosts
- C. two scoped Send connectors that have the same namespace
- D. two Send connectors that have different namespaces

Answer: C

NEW QUESTION 15

- (Exam Topic 3)

You have a Microsoft Exchange Server 2019 organization.

Ten days ago, a user named User1 sent an email message to a user named User2. User2 never received the message.

You need to identify whether the message was delivered to User2. What should you do first?

- A. From the Exchange Management Shell, run the Get-MessageTraceDetail cmdlet.
- B. From the Exchange Management Shell, run the Get-MessageTrace cmdlet.
- C. From the Exchange Management Shell, run the Get-HistoricalSearch cmdlet.
- D. From the Exchange Management Shell, run the Search-MessageTrackingReport cmdlet.

Answer: D

Explanation:

The Get-MessageTrackingReport cmdlet requires the ID for the message tracking report that you want to view. Therefore, first you need to use the Search-MessageTrackingReport cmdlet to find the message tracking report ID for a specific message, and then pass the results to the Get-MessageTrackingReport cmdlet.

Reference:

<https://docs.microsoft.com/en-us/powershell/module/exchange/mail-flow/get-messagetrackingreport?view=exch>

NEW QUESTION 17

- (Exam Topic 3)

You have a Microsoft Exchange Server 2019 organization.

Your company plan to allow user to use their mailbox phone to access their mailbox.

You need to ensure the user devices are password protected before the user can connect to their mailbox. What should you create?

- A. A device access rule
- B. A client access rule
- C. A data loss prevention (DLP) rule
- D. A mobile device mailbox policy

Answer: D

NEW QUESTION 18

- (Exam Topic 3)

You have a Microsoft Exchange Server 2019 organization that has a database availability group (DAG). The DAG contains the servers shown in the following table.

You install a new server named File02 that runs Windows Server 2019.

You attempt to add File02 as an alternate witness server, and you receive the following error messages: You need to ensure that you can configure File02 successfully as the alternate witness server.

What should you do on File02?

- A. Create an inbound firewall rule
- B. Add a member to the Administrators group.
- C. Enable PowerShell remoting.
- D. Create a shared folder.

Answer: B

NEW QUESTION 19

- (Exam Topic 3)

You have a Microsoft Exchange Server 2019 organization that contains a shared mailbox named Inquiries. You need to configure Inquiries to meet the following requirements:

- ☒ A user named User1 must have full access to the mailbox without having permissions to send email messages.
- ☒ A user named User2 must be able to send email messages that appear to come from the mailbox.

How should you complete the PowerShell script? To answer, select the appropriate options in the answer area. NOTE: Each correct selection is worth one point.

Answer Area

<div><div>▼</div><div>Add-AdPermission Add-MailboxPermission Add-RecipientPermission Set-Mailbox</div></div>	<code>-Id Inquiries -User User1 -AccessRights</code>	<div><div>▼</div><div>ChangeOwner ChangePermission DeleteItem ExternalAccount FullAccess ReadOnly</div></div>
<div><div>▼</div><div>Add-AdPermission Add-MailboxPermission Add-RecipientPermission Set-Mailbox</div></div>	<code>-Id Inquiries -User User2 -ExtendedRights "Send-As"</code>	

- A. Mastered
B. Not Mastered

Answer: A

Explanation:

Answer Area

<div><div>▼</div><div>Add-AdPermission Add-MailboxPermission Add-RecipientPermission Set-Mailbox</div></div>	<code>-Id Inquiries -User User1 -AccessRights</code>	<div><div>▼</div><div>ChangeOwner ChangePermission DeleteItem ExternalAccount FullAccess ReadOnly</div></div>
<div><div>▼</div><div>Add-AdPermission Add-MailboxPermission Add-RecipientPermission Set-Mailbox</div></div>	<code>-Id Inquiries -User User2 -ExtendedRights "Send-As"</code>	

NEW QUESTION 22

- (Exam Topic 3)

Note: This question is part of a series of questions that present the same scenario. Each question in the series contains a unique solution that might meet the stated goals. Some question sets might have more than one correct solution, while others might not have a correct solution.

After you answer a question in this section, you will NOT be able to return to it. As a result, these questions will not appear in the review screen.

Your company has two offices.

The network contains an Active Directory forest. The forest contains two domains. Each office is configured as an Active Directory site.

You need to recommend a plan for the deployment of Microsoft Exchange Server 2019 servers. The plan must ensure that a copy of each sent email message is always retained in a shadow queue.

Solution: Deploy a standalone Exchange server to each site. Add each server to a different domain. Does this meet the goal?

- A. Yes
B. No

Answer: B

NEW QUESTION 25

- (Exam Topic 3)

You are deploying a new Microsoft Exchange Server 2019 organization.

You plan to create a database availability group (DAG) that will contain four Mailbox servers and a witness server named FS01. FS01 is a file server.

You attempt to provision the DAG by running the following command. New-DatabaseAvailabilityGroup -Name DAG1-WitnessServer FS01

-WitnessDirectory C: \DAG1

-DatabaseAvailabilityGroupIPAddresses 10.0.0.10 The command fails.

You need to ensure that you can provision the DAG. What should you do?

- A. Run the Set-DatabaseAvailabilityGroup -AutoDagTotalNumberOfServers 5 command.
B. Add the Server Management group in Active Directory to the local Administrators group on FS01.
C. Run the Set-DatabaseAvailabilityGroup -AutoDagAutoReseedEnabled \$false command.
D. Add the Exchange Trusted Subsystem group in Active Directory to the local Administrators group on FS01.

Answer: D

Explanation:

Reference:

<https://docs.microsoft.com/en-us/powershell/module/exchange/database-availability-groups/new-databaseavailabilitygroup>

NEW QUESTION 28

- (Exam Topic 3)


You have a Microsoft Exchange Server 2019 organization.


You configure the accepted domains as shown in the following table.


Domain name	Type	Accepts mail for all subdomains
Contoso.com	Authoritative	No
Adatum.com	Authoritative	Yes
Fabrikam.com	Internal relay	No

You configure the MX records in DNS as shown in the following table.

Domain name	Destination
Contoso.com	Mail.contoso.com
Adatum.com	Mail.contoso.com
Fabrikam.com	Mail.contoso.com

In the Exchange organization you create a mail user named User1 who has the following email addresses:  User1@sales.contoso.com

 User1@sales.adatum.com

 User1@fabrikam.com

For each of the following statements, select Yes if the statement is true. Otherwise, select No.

NOTE: Each correct selection is worth one point.

Statements	Yes	No
If an external recipient sends an email message to user1@sales.contoso.com, the message will be delivered to the mailbox of User1 in the Exchange organization.	<input type="radio"/>	<input type="radio"/>
If an external recipient sends an email message to user1@sales.adatum.com, the message will be delivered to the mailbox of User1 in the Exchange organization.	<input type="radio"/>	<input type="radio"/>
If an external recipient sends an email message to user1@fabrikam.com, the message will be delivered to the mailbox of User1 in the Exchange organization.	<input type="radio"/>	<input type="radio"/>

- A. Mastered
- B. Not Mastered

Answer: A

Explanation:

Statements	Yes	No
If an external recipient sends an email message to user1@sales.contoso.com, the message will be delivered to the mailbox of User1 in the Exchange organization.	<input type="radio"/>	<input checked="" type="radio"/>
If an external recipient sends an email message to user1@sales.adatum.com, the message will be delivered to the mailbox of User1 in the Exchange organization.	<input checked="" type="radio"/>	<input type="radio"/>
If an external recipient sends an email message to user1@fabrikam.com, the message will be delivered to the mailbox of User1 in the Exchange organization.	<input checked="" type="radio"/>	<input type="radio"/>





NEW QUESTION 30

- (Exam Topic 3)

You are deploying Microsoft Exchange Server 2019.

You plan to test the performance of the MetaCache Database (MCDB).

You deploy a new Exchange Server 2019 server that has the following configurations:

-  Four quad-core Xeon processors
-  One 1-Gpbs network adapter
-  Four 1-TB hard disk drives (HDDs)
-  256 GB of memory

What should you do to support the MCDB?

- A. Add four additional processors
- B. Replace the 1-Gbps network adapter with a 10-Gbps network adapter
- C. Add an additional 256 GB of memory
- D. Add two solid-state drives (SSDs)

Answer: D

Explanation:

References:

<https://docs.microsoft.com/en-us/exchange/high-availability/database-availability-groups/metacachedatabasesetu view=exchserver-2019>

NEW QUESTION 33

- (Exam Topic 3)

NO: 14 DRAG DROP

You have data centers in Seattle and Montreal. Each data center has its own Active Directory site.

You deploy Microsoft Exchange Server 2019 to a database availability group (DAG) named DAG01. DAG01 spans both data centers.

Each data center contains two Mailbox servers that have Datacenter Activation Coordination (DAC) mode enabled.

A WAN outage prevents communication between the Montreal and Seattle data centers. The outage will last several days.

You stop the cluster service on the Mailbox servers in the Seattle data center, and you stop the DAG in the Montreal data center.

You need to switch all the Exchange operations to the Seattle data center for a weekend.

How should you complete the PowerShell script? To answer, drag the appropriate values to the correct targets. Each value may be used once, more than once, or not at all. You may need to drag the split bar between panes or scroll to view content.

NOTE: Each correct selection is worth one point.

Values	Answer Area
Stop-Service -id ClusSvc	
Stop-DatabaseAvailabilityGroup -id DAG01	
Set-DatabaseAvailabilityGroup -id DAG01	-ActiveDirectorySite Montreal -ConfigurationOnly
Start-DatabaseAvailabilityGroup -id DAG01	-ActiveDirectorySite Seattle
Restore-DatabaseAvailabilityGroup -id DAG01	

- A. Mastered
- B. Not Mastered

Answer: A

Explanation:

References:

<https://docs.microsoft.com/en-us/exchange/high-availability/manage-ha/datacenter-switchovers?view=exchserve>

NEW QUESTION 36

- (Exam Topic 3)

You have a Microsoft Exchange Server 2019 organization.

You run the Get-TransportRule cmdlet as shown in the following exhibit.

```
[PS] C:\Windows\system32>Get-TransportRule | Select-Object Name,State,Mode,SetHeaderName,SetHeaderValue,Description

Name      : Rule #1
State     : Enabled
Mode      : Enforce
SetHeaderName : X-MS-Exchange-Organization-CalendarBooking-Response
SetHeaderValue : Accept
Description : If the message:
              Is received from 'corp-hr@litware.com'
              Take the following actions:
                set message header 'X-MS-Exchange-Organization-CalendarBooking-Response' with the value 'Accept'

Name      : Rule #2
State     : Enabled
Mode      : Enforce
SetHeaderName : X-MS-Exchange-Organization-CalendarBooking-TriageAction
SetHeaderValue : MoveToDeletedItems
Description : If the message:
              Is received from 'corp-hr@litware.com'
              Take the following actions:
                set message header 'X-MS-Exchange-Organization-CalendarBooking-TriageAction' with the value
                'MoveToDeletedItems'
```

Use the drop-down menus to select the answer choice that completes each statement based on the information presented in the graphic.

NOTE: Each correct selection is worth one point.

When a meeting invite is received from corp-hr@litware.com, the meeting invite will be	<div>accepted and deleted from the inbox</div> <div>deleted without being accepted</div> <div>forwarded to the calendar owner</div>
If corp-hr@litware.com sends a meeting invite to a user who has OUT Of Office Assistant turned on,	<div>a notification will be sent to corp-hr@litware.com</div> <div>the meeting invite will be accepted automatically</div> <div>the meeting will be rejected automatically</div>

- A. Mastered
- B. Not Mastered

Answer: A

Explanation:

Reference:

<https://docs.microsoft.com/en-us/exchange/security-and-compliance/mail-flow-rules/use-rules-to-add-meetings>

NEW QUESTION 41

- (Exam Topic 3)

Note: This question is part of a series of questions that present the same scenario. Each question in the series contains a unique solution that might meet the stated goals. Some question sets might have more than one correct solution, while others might not have a correct solution.

After you answer a question in this section, you will NOT be able to return to it. As a result, these questions will not appear in the review screen.

Your company has a Microsoft Exchange Server 2019 server named EX01. EX01 has the default Receive connectors. EX01 receives Internet email on port 25 from an appliance in the company's perimeter network.

The company has an application named App1 that can only send email on port 25. The application administrator requests that you enable App1 to route email through EX01 for delivery.

You need to ensure that EX01 only accepts email from the appliance and App1.

Solution: You create a second IP address for EX01. You create a new Receive connector named App1 EX01. You configure the remote IP address ranges and the local IP address bindings of App1 EX01.

Does this meet the goal?

A. Yes

B. No

Answer: A

Explanation:

References:

<https://docs.microsoft.com/en-us/exchange/mail-flow/connectors/receive-connectors?view=exchserver-2019>

NEW QUESTION 42

- (Exam Topic 3)

Your company has a Microsoft Exchange Server 2019 organization.

The company's IT department has a monitoring application that generates email message alerts.

You need to configure Exchange to accept messages from the monitoring application. The solution must ensure that messages are accepted regardless of their size.

You create a new Receive connector scoped to the IP address of the server used by the monitoring application.

Which two actions should you perform next? Each correct answer presents part of the solution.

NOTE: Each correct selection is worth one point.

A. Add the Exchange servers permission group to the Receive connector.

B. Add the Exchange users permission group to the Receive connector.

C. Grant the Ms-Exch-SMTP-Accept-Any-Recipient right to the NT AUTHORITY\ANONYMOUS LOGON user account.

D. Set the authentication mechanism to ExternalAuthoritative.

E. Add the Anonymous users permission group to the Receive connector.

Answer: CE

Explanation:

References:

<https://docs.microsoft.com/en-us/exchange/mail-flow/connectors/allow-anonymous-relay?view=exchserver-2019>

NEW QUESTION 44

- (Exam Topic 3)

NO: 6 DRAG DROP

You have a Microsoft Exchange Server 2016 organization.

Users access their email by using a URL of <https://mail.contoso.com>.

You are installing a new Exchange Server 2019 Mailbox server to replace an existing Exchange Server 2016 server.

You need to secure all the Exchange services by using a certificate. The solution must minimize warnings on client computers.

Which three actions should you perform in sequence? To answer, move the appropriate actions from the list of actions to the answer area and arrange them in the correct order.

Actions	Answer Area
Assign the certificate to the services.	
Create a self-signed certificate.	
Import a certificate.	
Export a certificate.	
Request a new certificate.	

A. Mastered

B. Not Mastered

Answer: A

Explanation:

Actions

Assign the certificate to the services.

Create a self-signed certificate.

Import a certificate.

Export a certificate.

Request a new certificate.

Answer Area

Export a certificate.

Import a certificate.

Assign the certificate to the services.

⏪

⏩

⏴

⏵

NEW QUESTION 47

.....

Thank You for Trying Our Product

* 100% Pass or Money Back

All our products come with a 90-day Money Back Guarantee.

* One year free update

You can enjoy free update one year. 24x7 online support.

* Trusted by Millions

We currently serve more than 30,000,000 customers.

* Shop Securely

All transactions are protected by VeriSign!

100% Pass Your MS-200 Exam with Our Prep Materials Via below:

<https://www.certleader.com/MS-200-dumps.html>