

Exam Questions MS-302

Microsoft 365 Teamwork Administrator Certification Transition

<https://www.2passeasy.com/dumps/MS-302/>



NEW QUESTION 1

- (Exam Topic 1)

You need to meet the technical requirements for setting the storage limit.

Which three actions should you perform in sequence? To answer, move the appropriate actions from the list of actions to the answer area and arrange them in the correct order.

Actions	Answer Area
Set Admin Center Experience to Use Simple .	
From site collections, configure the server resource quota.	
From the SharePoint admin center, select Settings .	
From site collections, configure the storage quota.	
Set Site Collection Storage Management to Manual .	

- A. Mastered
- B. Not Mastered

Answer: A

Explanation:

Scenario: Increase a 100-GB storage limit for the site collection of the marketing department Step 1: From the SharePoint Admin center, select Settings

Step 2: Set Site Collection Storage Management to Manual

If you prefer to fine tune the storage space allocated to each site collection, you can set your storage management option to "manual" and specify individual site collection storage limits.

In the left pane, under Admin centers, select SharePoint. If this opens the classic SharePoint admin center, select Try it now to open the new SharePoint admin center.

- ▶ Sign in to <https://admin.microsoft.com> as a global or SharePoint admin.
 - ▶ Select Settings in the left pane.
 - ▶ Select Site storage limits.
 - ▶ Select Automatic or Manual, and then select Save. Step 3: From site collections, configure the storage Quota. Manage individual site collection storage limits
- Follow these steps to specify individual site collection storage limits when your storage management option is set to "manual."
- ▶ In the left pane, under Admin centers, select SharePoint. (You might need to select Show all to see the list of admin centers.) If this opens the classic SharePoint admin center, select Try it now to open the new SharePoint admin center.
 - ▶ On the Active sites page, select a site and then select Storage.
 - ▶ Enter the maximum storage in GB for the site.
 - ▶ Make sure Notifications is turned on to send an email to site collection administrators when the site approaches the storage limit. Then enter a value as a percent for how full you want the storage to be when the email is sent.
 - ▶ Select Save.

References:

<https://docs.microsoft.com/en-us/sharepoint/manage-site-collection-storage-limits>

NEW QUESTION 2

- (Exam Topic 1)

You need to confirm whether the performance issues experienced by the HR department site collection are due to the large image.

What should you do?

- A. From Site Settings for the site collection, select Storage Metrics
- B. From Site Settings for the site collection, select Site collection health checks
- C. From the Microsoft 365 admin center, view the service status of SharePoint Online
- D. From Microsoft Edge, open the site, Run the developer tools

Answer: D

Explanation:

Scenario: Users in the HR department report performance issues affecting their site collection. You suspect that the issues are due to large images on the home page

You can diagnose common issues with your SharePoint Online site using Internet Explorer developer tools. There are three different ways that you can identify that a page on a SharePoint Online site has a performance problem with the customizations.

- ▶ The F12 tool bar network monitor
- ▶ Comparison to a non-customized baseline
- ▶ SharePoint Online response header metrics

References:

<https://docs.microsoft.com/en-us/office365/enterprise/diagnosing-performance-issues-with-sharepoint-online>

NEW QUESTION 3

- (Exam Topic 1)

You need to meet the site requirements for the marketing department managers.

Which three actions should you perform in sequence? To answer, move the appropriate actions from the list of actions to the answer area and arrange them in the correct order.

Actions	Answer Area
Open the marketing department site collections	
Select the site collections	
Configure the owners	
Open the SharePoint admin center	
Select Sharing	
Open Site Settings	

- A. Mastered
- B. Not Mastered

Answer: A

Explanation:

Actions	Answer Area
Open the marketing department site collections	Open the SharePoint admin center
Select the site collections	Open the marketing department site collections
Configure the owners	Configure the owners
Open the SharePoint admin center	
Select Sharing	
Open Site Settings	

NEW QUESTION 4

- (Exam Topic 2)

You need to grant an external user guest access to the SharePoint site of the design department. What should you do?

- A. From the SharePoint team site, modify the Members group
- B. From the SharePoint team site, modify the Visitors group
- C. From Microsoft Outlook, add a member to a group

Answer: A

NEW QUESTION 5

- (Exam Topic 2)

An administrator creates a new user named User5.

Users report that they cannot find the User5 account. Thirty minutes later, the users report that User5 now appears.

What was a possible cause of the delay?

- A. The status of the User Profile Synchronization Service
- B. the Azure AD Connect synchronization schedule
- C. an Azure AD conditional access policy
- D. Global Catalog replication

Answer: B

Explanation:

Azure AD Connect sync synchronize changes occurring in your on-premises directory using a scheduler. The new default synchronization frequency is 30 minutes.

Scenario: The main office sync identities to Microsoft Azure Active Directory (Azure AD) by using Azure AD connect. All user accounts are created in the on-premises Active Directory and sync to Azure AD.

References:

<https://docs.microsoft.com/en-us/azure/active-directory/hybrid/how-to-connect-sync-feature-scheduler>

NEW QUESTION 6

- (Exam Topic 3)

Note: This Question is part of a series of Questions that present the same scenario. Each Question in the series contains a uniQue solution that might meet the stated goals. Some Question sets might have more than one correct solution, while others might not have a correct solution.

After you answer a Question in this section, you will NOT be able to return to it. As a result, these Questions will not appear in the review screen.

Your company has a Microsoft SharePoint Online subscription. The company purchases a new add-in for Microsoft Excel.

You need to deploy the add-in to all users.

Solution: From the Microsoft 365 admin center, you deploy the add-in. Does this meet this goal?

- A. Yes
- B. No

Answer: B

Explanation:

The plugin must be uploaded from the App Catalog, to the SharePoint asset library.

Note: The SharePoint Add-ins catalog is a standard SharePoint asset library. Upload the add-in package to it using any of the methods of uploading files to SharePoint libraries.

References:

<https://docs.microsoft.com/en-us/sharepoint/dev/sp-add-ins/deploy-and-install-a-sharepoint-hosted-sharepointad>

NEW QUESTION 7

- (Exam Topic 3)

You have a SharePoint Server farm.

You need to create an external content type to connect to a table in a Microsoft Azure SQL database. What should you use to create the external content type?

- A. Microsoft Expression Design
- B. Microsoft InfoPath
- C. Microsoft SharePoint Designer
- D. Microsoft SQL Server Management Studio (SSMS)

Answer: C

NEW QUESTION 8

- (Exam Topic 3)

You have a SharePoint Server farm.

You are troubleshooting Kerberos authentication for the farm. You need to view the Kerberos tickets issued to the server. What should you run?

- A. the klist.exe command
- B. the stsadm.exe command
- C. the Get-SPAuthenticationRealm cmdlet
- D. the Get-SPAppAcquisitionConfiguration cmdlet

Answer: A

NEW QUESTION 9

- (Exam Topic 3)

You have a SharePoint hybrid environment. You have the following PowerShell script.

```
Import-Module MSOnline -force -verbose
Import-Module MSOnlineExtended -force -verbose

Connect-MsolService

$stscertpfx="c:\certs\sts_cert.pfx"
$stscertcer="c:\certs\sts_cert.cer"
$stscertpassword="*****"

$spoappid="00000003-0000-off1-ce00-0000000000"

$pfxCertificate=New-Object
System.Security.Cryptography.X509Certificates.X509Certificate2 $stscertpfx,
$stscertpassword, 20
Set-SPSecurityTokenServiceConfig -ImportSigningCertificate $pfxCertificate

iisreset
net stop SPTimerV4
net start SPTimerV4

$cerCertificate = New-Object
System.Security.Cryptography.X509Certificates.X509Certificate2
$cerCertificate.Import($stscertcer)
$cerCertificateBin = $cerCertificate.GetRawCertData()
$credValue = [System.Convert]::ToBase64String($cerCertificateBin)

New-MsolServicePrincipalCredential -AppPrincipalId $spoappid -Type asymmetric -
Usage Verify -Value
$credValue
```

What is the effect of running the script?

- A. replaces an expired certificate for Microsoft Azure Active Directory (Azure AD) and on-premises SharePoint Server.
- B. replaces an expired certificate for Active Directory and SharePoint Online.
- C. configures SharePoint for hybrid search.
- D. configures on-premises SharePoint Server for federated authentication to Microsoft Azure Active Directory (Azure AD).

Answer: A

NEW QUESTION 10

- (Exam Topic 3)

You have an Active Directory user named User1.

You need to ensure that User1 can view the Microsoft Teams Activity report. The solution must limit the ability of User1 to make changes to Microsoft 365 services.

Which role should you assign to User1?

- A. Teams Communication Support Specialist
- B. Teams Service Administrator
- C. Message center reader
- D. Reports reader

Answer: D

Explanation:

The activity reports can be accessed by users that are assigned:

Reports reader role

Office 365 global admin role

Product-specific admin role (Exchange, Skype for Business, or SharePoint)

References:

<https://docs.microsoft.com/en-us/microsoftteams/teams-activity-reports#who-can-access-the-teams-activityrepor>

NEW QUESTION 10

- (Exam Topic 3)

Your company has a Microsoft Office 365 subscription. The company uses Microsoft Teams.

You need to ensure that only Microsoft apps can be used in Teams. What should you do from the Microsoft Teams settings?

- A. Disable the default apps
- B. Turn off Allow external apps in Microsoft Teams
- C. Turn off Enable new external apps by default
- D. Turn off Allow sideloading of external apps

Answer: B

Explanation:

By default, Allow external apps in Microsoft Teams is turned on, with all apps selected. If you turn off this setting, all external third-party apps are disabled. Default apps, such as those built by Microsoft, are not affected by the Enable new external apps by default setting. New apps are enabled by default when released by Microsoft.

References:

<https://docs.microsoft.com/en-us/microsoftteams/admin-settings>

NEW QUESTION 13

- (Exam Topic 3)

You have a Microsoft 365 subscription.

You need to ensure that when users create a site, they can specify the sensitivity of the site.

How should you complete the command? To answer, select the appropriate options in the answer area.

NOTE: Each correct selection is worth one point.



- A. Mastered
- B. Not Mastered

Answer: A

Explanation:

Box 1: ClassificationList

ClassificationList is a comma-delimited list of valid classification values that can be applied to Office 365 Groups.

Box 2: Set-AzureADDirectorySetting Example (see step 5):

1. Get all the setting templates: Get-AzureADDirectorySettingTemplate

2. To set guest policy for groups at the directory level, you need Group.Unified template: \$Template = Get-AzureADDirectorySettingTemplate -Id 62375ab9-6b52-47ed-826b-58e47e0e304b

3. Next, create a new settings object based on that template: \$Setting = \$Template.CreateDirectorySetting()

4. Then update AllowToAddGuests setting: \$Setting["AllowToAddGuests"] = \$False

5. Then apply the setting: Set-AzureADDirectorySetting -Id (Get-AzureADDirectorySetting | where -Property DisplayName -Value "Group.Unified" -EQ).id -DirectorySetting \$Setting

References:

<https://docs.microsoft.com/en-us/azure/active-directory/users-groups-roles/groups-settings-cmdlets>

NEW QUESTION 17

- (Exam Topic 3)

Note: This Question is part of a series of Questions that present the same scenario. Each Question in the series contains a uniQue solution that might meet the stated goals. Some Question sets might have more than one correct solution, while others might not have a correct solution. After you answer a Question in this section, you will NOT be able to return to it. As a result, these Questions will not appear in the review screen. Your company has a Microsoft 365 subscription. The company has 1,000 users. You recently asked all the users to store content in Microsoft OneDrive for Business. You need to identify how many users are actively using OneDrive for Business. Solution: From the Microsoft 365 admin center, you view the usage reports. Does this meet the goal?

- A. Yes
- B. No

Answer: A

Explanation:

Use the OneDrive usage reports.

You can use the OneDrive usage reports to gain a high-level view of the value you are getting from OneDrive in terms of the total number of files and storage used across all the OneDrive accounts in your organization. You can then drill down to understand the trends of active OneDrive accounts, how many files users have interacted with, and how much storage is used. These reports can also give you the details per OneDrive account.

References:

<https://docs.microsoft.com/en-us/graph/api/resources/onedrive-usage-reports>

NEW QUESTION 20

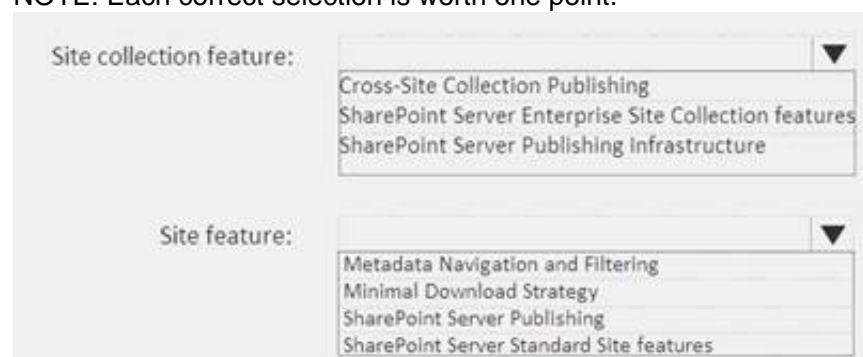
- (Exam Topic 3)

You have a SharePoint team site.

You open the Site Settings and discover that the Navigation settings are missing. You need to configure site navigation to use a term set.

Which two features should you activate? To answer, select the appropriate options in the answer area.

NOTE: Each correct selection is worth one point.

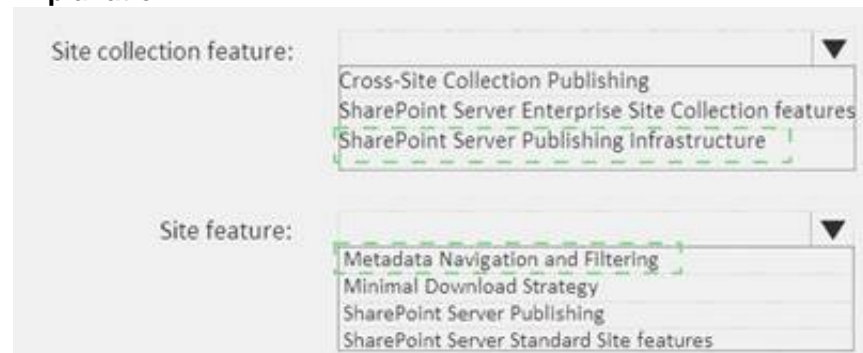


The screenshot shows the 'Site Settings' page in SharePoint. Under 'Site collection features', the following features are listed: Cross-Site Collection Publishing, SharePoint Server Enterprise Site Collection features, and SharePoint Server Publishing Infrastructure. Under 'Site features', the following features are listed: Metadata Navigation and Filtering, Minimal Download Strategy, SharePoint Server Publishing, and SharePoint Server Standard Site features.

- A. Mastered
- B. Not Mastered

Answer: A

Explanation:



The screenshot shows the 'Site Settings' page in SharePoint. Under 'Site collection features', the following features are listed: Cross-Site Collection Publishing, SharePoint Server Enterprise Site Collection features, and SharePoint Server Publishing Infrastructure. Under 'Site features', the following features are listed: Metadata Navigation and Filtering, Minimal Download Strategy, SharePoint Server Publishing, and SharePoint Server Standard Site features. The 'SharePoint Server Publishing Infrastructure' and 'Metadata Navigation and Filtering' features are highlighted with green dashed boxes, indicating they are the correct selections.

NEW QUESTION 24

- (Exam Topic 3)

Your company has a Microsoft 365 subscription. You discover that some users are sharing departmental videos on Microsoft Stream to all the users in the company.

You need to ensure that only the users in the human resources (HR) department can share videos on Stream. Which three actions should you perform?

NOTE: Each correct selection is worth one point.

- A. Create a Microsoft SharePoint group that contains the HR department users
- B. From the Microsoft Stream Admin settings, turn on Restrict video uploads
- C. From the Microsoft Stream Admin settings, turn on Restrict companywide channel creation
- D. Create a security group that contains the HR department users
- E. From the Microsoft Stream Admin settings, turn on ReQuire company policy acceptance
- F. Add the group as an unrestricted user

Answer: BDF

Explanation:

You can restrict content creation for everyone and allow only specific individuals or security groups by turning the Restrict Microsoft Stream uploads flag ON. References:

<https://docs.microsoft.com/en-us/stream/restrict-uploaders>

NEW QUESTION 29

- (Exam Topic 3)

You have a Microsoft 365 subscription.

You use Microsoft Stream to upload internal videos.

You need to add the videos to a Microsoft Teams channel.

Which three actions should you perform in sequence? To answer, move the appropriate actions from the list of actions to the answer area and arrange them in the correct order.

NOTE: More than one order of answer choices is correct. You will receive credit for any of the correct orders you select.

Actions	Answer Area
Add a new tab in Teams and select Website . Paste the URL of the video and select Save .	
From the Stream video page, open the Share tab, select the Embed tab, and copy the embed code.	
From the Stream tab, select Channel . Paste the URL and select Save .	
From the Stream tab, select Video . Paste the URL and select Save .	
From the Stream video page, open the Share tab, and then copy the direct link to the video.	
Add a new tab in Teams and select Stream .	

A. Mastered

B. Not Mastered

Answer: A

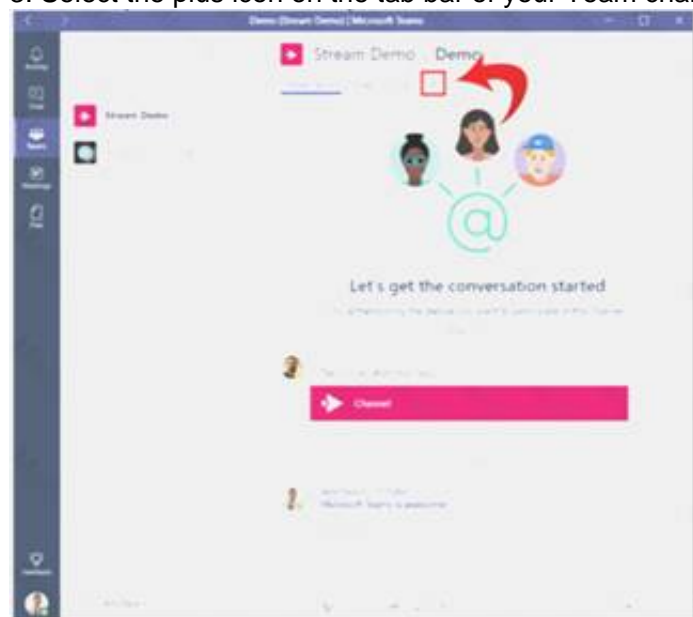
Explanation:

Make it easy for your team to collaborate using video by adding a Microsoft Stream channel or video as a tab in Microsoft Teams.

1. In Stream, select the channel or video URL directly from the address bar or your browser on the channel or video page.Or, click the Share icon Share icon on the desired video, click Share, and copy the URL.

2. Open Microsoft Teams.

3. Select the plus icon on the tab bar of your Team channel.



4. Select the Microsoft Stream tab.



5. Paste the URL into the direct link section and then click Save. References:

https://docs.microsoft.com/en-us/stream/embed-video-microsoft-teams

NEW QUESTION 34

- (Exam Topic 3)

You have a SharePoint Server farm.

You need to ensure that a group named Group1 can create and edit term set hierarchies in a term set group named TermGroup1. The solution must use the principle of least privilege.

What is the best role to assign to Group1 to achieve the goal? More than one answer choice may achieve the goal. Select the BEST answer.

A. Term Store Administrators

- B. Stakeholders for TermGroup1
- C. Owner for TermGroup1
- D. Group Managers for TermGroup1
- E. Contributors for TermGroup1

Answer: E

NEW QUESTION 36

- (Exam Topic 3)

Note: This Question is part of a series of Questions that present the same scenario. Each Question in the series contains a unique solution that might meet the stated goals. Some Question sets might have more than one correct solution, while others might not have a correct solution.

After you answer a Question in this section, you will NOT be able to return to it. As a result, these Questions will not appear in the review screen.

You have a Microsoft 365 subscription.

SharePoint administrators open several Microsoft support tickets. You need to view the status of the support tickets.

Solution: From the Microsoft 365 admin center, you select Support, and then you select View service requests.

Does this meet the goal?

- A. Yes
- B. No

Answer: A

Explanation:

On the Service requests page you can view the status of any service requests that you have filed on your clients' behalf. You can also search for them by supplying a reference number, or by the company name.

References:

<https://support.office.com/en-us/article/tour-of-the-office-365-partner-admin-center-preview-2b781cc2-e5d7-4ee>

NEW QUESTION 40

- (Exam Topic 3)

You are planning the backup strategy for a SharePoint Server farm.

You need to back up content databases automatically every week. The solution must minimize the backup size.

What should you do?

- A. Create a scheduled task that runs Backup-SPFarm
- B. Create a scheduled task that runs wbadmin.exe
- C. From Windows Server Backup, create a backup schedule that performs a full server backup
- D. From Windows Server Backup, create a backup schedule that performs a custom backup

Answer: A

Explanation:

References:

<https://blogs.technet.microsoft.com/meamcs/2013/02/23/sharepoint-2013-backup-with-powershell-and-tasksche-for-beginners/>

NEW QUESTION 43

- (Exam Topic 3)

You have a Microsoft 365 subscription.

You need to prevent users from using third-party cloud storage in Microsoft Teams.

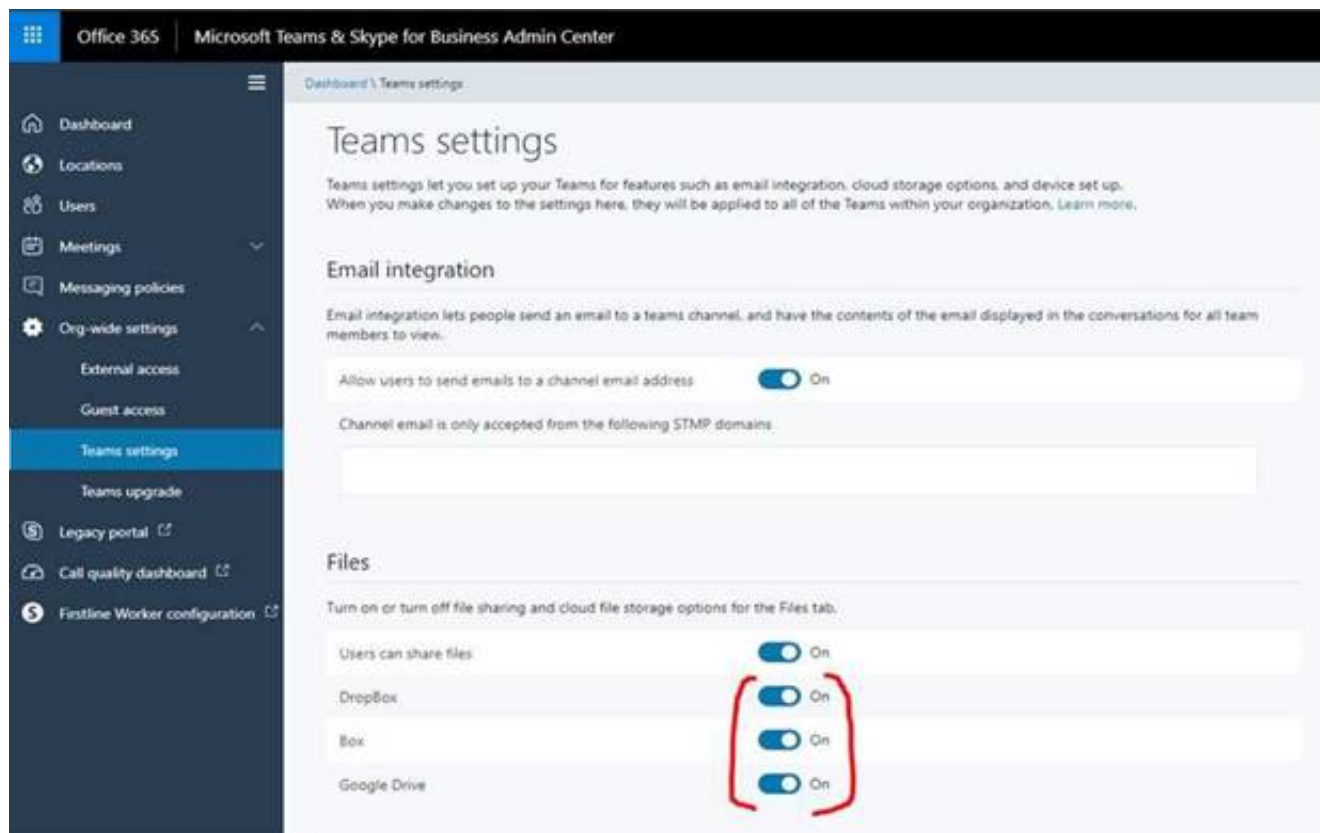
Which settings should you configure from the Microsoft Teams&Skype for Business Admin Center?

- A. Services & add-ins
- B. Teams settings
- C. Manage teams
- D. Messaging policies
- E. Meeting policies

Answer: B

Explanation:

Go to "Microsoft Teams & Skype for Business Admin Center" and choose Org-wide settings - Team settings. Under "Files" it says "Turn on or turn off file sharing and cloud file storage options for the Files tab. Change the settings for DropBox, Box and Google Drive to "Off". then Save the settings.



References:

<https://techcommunity.microsoft.com/t5/Microsoft-Teams/Disable-additional-cloud-storage-DropBox-Box-and->

NEW QUESTION 46

- (Exam Topic 3)

You have a Microsoft 365 tenant.

You need to allow a Microsoft SharePoint Online list to perform CRUD operations on an on-premises data source. The solution must avoid opening firewall ports.

Which two components should you include in the solution? (Choose two.) Each correct answer presents part of the solution.

NOTE: Each correct selection is worth one point.

- A. a site content type
- B. an external content type
- C. a document set
- D. an ODBC set
- E. an on-premises data gateway

Answer: AC

Explanation:

A: Site Columns and Content Types are fundamental to define the Information Architecture of a SharePoint solution. However, the approach to create Site Columns and Content Types is different between SharePoint on-premises and SharePoint Online. In the former scenario you can use the declarative XML (CAML), while in the latter case you use CSOM/REST.

C: If the Document Sets feature has not been activated for your site collection, you will need to activate it before you can create or configure new Document Set content types. You must be a Site Collection Administrator to activate the Document Sets feature.

References:

<https://docs.microsoft.com/en-us/sharepoint/dev/scenario-guidance/enterprise-content-management> <https://support.office.com/en-us/article/Create-and-configure-a-new-Document-Set-content-type-9db6d6dcc23a->

NEW QUESTION 50

- (Exam Topic 3)

After you answer a question in this section, you will NOT be able to return to it. As a result, these questions will not appear in the review screen.

Your company has a Microsoft 365 subscription.

The company purchases the new add-in all for Microsoft Excel. The add-in adds several commands to the Home tab in Excel.

You need to deploy the add-in to all users without requiring the users to manually add the add-in in Excel. Solution: From the App Catalog you upload the add-in to Apps for SharePoint.

Does this meet the goal?

- A. Yes
- B. No

Answer: B

Explanation:

Instead, from the App Catalog you upload the add-in to Apps for Office. References:

<https://docs.microsoft.com/en-us/office/dev/add-ins/publish/publish-task-pane-and-content-add-ins-to-an-addin->

NEW QUESTION 52

- (Exam Topic 3)

You have a SharePoint Server farm and a Microsoft Office 365 subscription. You implement hybrid search.

You discover that some search results are not hybrid search results. You discover that only the Domain Users security group is granted permissions to the content.

You need to resolve the issue. What should you do?

- A. Configure all crawlers to use continuous crawls.
- B. Create a new user account
- C. Grant the new user account permissions to the conten
- D. Modify the Default content access account to use the new user account.

- E. Add all users to a new domain group
- F. Grant the new domain group permissions to the content
- G. Perform a full crawl.
- H. Add all users as Search Service Application administrator
- I. Perform a full crawl.

Answer: C

Explanation:

References:

<https://docs.microsoft.com/en-us/sharepoint/hybrid/plan-cloud-hybrid-search-for-sharepoint#why-cant-usersget-hybrid-results-with-cloud-hybrid-search-when-theyre-members-of-the-domain-users-security-group>

NEW QUESTION 57

- (Exam Topic 3)

Note: This Question is part of a series of Questions that present the same scenario. Each Question in the series contains a unique solution that might meet the stated goals. Some Question sets might have more than one correct solution, while others might not have a correct solution.

After you answer a Question in this section, you will NOT be able to return to it. As a result, these Questions will not appear in the review screen.

Your company has a Microsoft SharePoint Online subscription. The company purchases a new add-in for Microsoft Excel.

You need to deploy the add-in to all users.

Solution: From the App Catalog, you upload the add-in to the Microsoft Office Add-ins Does this meet this goal?

- A. Yes
- B. No

Answer: B

Explanation:

We should upload the add-in to the SharePoint Add-ins library, not the Microsoft Office Add-ins library. Note: The SharePoint Add-ins catalog is a standard SharePoint asset library. Upload the add-in package to it using any of the methods of uploading files to SharePoint libraries.

References:

<https://docs.microsoft.com/en-us/sharepoint/dev/sp-add-ins/deploy-and-install-a-sharepoint-hosted-sharepointadd-in>

NEW QUESTION 58

- (Exam Topic 3)

Your company plans to deploy Microsoft SharePoint Online.

You create 15 modern team sites based on the organizational structure of the company. You need to ensure that the site collections share common navigation and branding. Which PowerShell cmdlet should you run first?

- A. Register-SPOHubSite
- B. Set-SPOHubSite
- C. Upgrade-SPOSite
- D. Set-SPOSiteGroup

Answer: A

Explanation:

Register-SPOHubSite Enables the hub site feature on a site to make it a hub site.

SharePoint hub sites help you meet the needs of your organization by connecting and organizing sites based on project, department, division, region, etc. making it easier to:

discover related content such as news and other site activities,

apply common navigation, branding and site structure across associated sites, search across all associated sites.

NEW QUESTION 60

- (Exam Topic 3)

After you answer a question in this section, you will NOT be able to return to it. As a result, these questions will not appear in the review screen.

Your company has a Microsoft 365 subscription.

The company purchases the new add-in for Microsoft Excel. The add-in adds several commands to the Home tab in Excel.

You need to deploy the add-in to all users without requiring the users to manually add the add-in in Excel. Solution: From the App Catalog you upload the add-in to Apps for Office.

Does this meet the goal?

- A. Yes
- B. No

Answer: A

Explanation:

Publish an Office Add-in

Complete the steps in one of the following sections to publish an Office Add-in to an app catalog on Office 365 or on-premises SharePoint Server.

To publish an Office add-in to a SharePoint app catalog on Office 365

1. Go to the Microsoft 365 admin center. For information on how to find the admin center, see About the Microsoft 365 admin center.
2. On the Microsoft 365 admin center page, expand the list of Admin centers, and then choose SharePoint.
3. In the left task pane, choose apps.
4. On the apps page, choose App Catalog.
5. Choose Distribute apps for Office.
6. In the Apps for Office page, choose New.
7. In the Add a document dialog, select the Choose Files button.

8. Locate and specify the manifest file to upload and choose Open.
9. In the Add a document dialog, choose OK. References:
<https://docs.microsoft.com/en-us/office/dev/add-ins/publish/publish-task-pane-and-content-add-ins-to-an-addin->

NEW QUESTION 61

- (Exam Topic 3)

You have a SharePoint Server farm.

A user attempts to create a site column named RequestType that uses a managed metadata term set named RequestTypes as metadataA. The user reports that Allow 'Fill-in' choices are set to No, and the option cannot be configured.

You need to ensure that the user can set Allow 'Fill-in' choices to Yes.

Solution: You add the user as a term set Group Manager. Does this meet the goal?

- A. Yes
- B. No

Answer: A

NEW QUESTION 64

- (Exam Topic 3)

You have two SharePoint Server farms named Farm1 and Farm2.

In Farm1, you need to display search results from both farms.

What should you use? To answer, select the appropriate options in the answer area.

NOTE: Each correct selection is worth one point.

Search result source to use:

	▼
Exchange	
Local SharePoint	
OpenSearch 1.0/1.1	
Remote SharePoint	

Web part to use:

	▼
Content Query	
Content Search	
Federated Search	

- A. Mastered
- B. Not Mastered

Answer: A

Explanation:

Search result source to use:

	▼
Exchange	
Local SharePoint	
OpenSearch 1.0/1.1	
Remote SharePoint	

Web part to use:

	▼
Content Query	
Content Search	
Federated Search	

NEW QUESTION 67

- (Exam Topic 3)

Your company has a SharePoint Server farm.

Each department at the company has an associated Active Directory group.

You plan to deploy a Business Connectivity Services (BCS) solution for all the users in the human resources (HR) department. BCS will connect to a Microsoft SQL Server named SQL1. SQL1 uses SQL Server Authentication.

You need to ensure that BCS can access SQL1. Authentication credentials and connection information must be encrypted.

What should you do?

- A. Create a target application that uses a Target Application Type of Group Ticket. Add a new field named ConnectionString and set the field type to PIN. Set the credentials for the target application.
- B. Create a target application that uses a Target Application Type of Group. Add a new field named ConnectionString and set the field type to Generic. Set the credentials for the target application.

C. Create a target application that uses a Target Application Type of Individual Ticket. Add a new field named `ConnectionString` and set the field type to Key. Set the credentials for the target application.

D. Create a target application that uses a Target Application Type of Individual. Add a new field named `ConnectionString` and set the field type to PIN. Set the credentials for the target application.

Answer: B

NEW QUESTION 68

- (Exam Topic 3)

Note: This Question is part of a series of Questions that present the same scenario. Each Question in the series contains a unique solution that might meet the stated goals. Some Question sets might have more than one correct solution, while others might not have a correct solution.

After you answer a Question in this section, you will NOT be able to return to it. As a result, these Questions will not appear in the review screen.

Your company has a Microsoft 365 subscription. The company has 1,000 users.

You recently asked all the users to store content in Microsoft OneDrive for Business. You need to identify how many users are actively using OneDrive for Business. Solution: From the OneDrive admin center, you view the Data Migration settings. Does this meet the goal?

- A. Yes
- B. No

Answer: B

Explanation:

Use the OneDrive usage reports.

References:

<https://docs.microsoft.com/en-us/graph/api/resources/onedrive-usage-reports>

NEW QUESTION 72

- (Exam Topic 3)

You have a Microsoft 365 subscription.

You need to upgrade all Microsoft OneDrive for Business sites to ensure that all activities such as notifications, ratings, job titles, and new posts are private. What should you do?

- A. From the SharePoint admin center, modify the Sharing settings for the My Site host site collection
- B. From the SharePoint admin center, select user profiles, select Manage Organization Properties, and then modify the settings
- C. From the SharePoint admin center, select user profiles, select Setup My Sites, and then modify the settings
- D. From the OneDrive admin center, modify the Sharing settings

Answer: A

Explanation:

References:

<https://docs.microsoft.com/en-us/sharepoint/install/configure-my-sites>

NEW QUESTION 77

- (Exam Topic 3)

Your company has documents in both on-premises SharePoint Server and SharePoint Online. Currently, users must search each environment for results.

You need to recommend a solution to ensure that searches performed from SharePoint Online contain results from on-premises SharePoint Server.

What should you include in the recommendation?

- A. search Best Bets
- B. federated search
- C. hybrid search
- D. multi-tenancy

Answer: C

Explanation:

References:

<https://docs.microsoft.com/en-us/sharepoint/hybrid/display-hybrid-federated-search-results-in-sharepointonline>

NEW QUESTION 80

- (Exam Topic 3)

You have a SharePoint Server 2019 farm and a SharePoint Online subscription. You configure hybrid Microsoft OneDrive.

You need to ensure that hybrid users can follow documents in the farm by using Microsoft Delve. What should you implement?

- A. hybrid business-to-business (B2B) sites
- B. hybrid taxonomy
- C. hybrid sites
- D. hybrid search

Answer: D

NEW QUESTION 84

- (Exam Topic 3)

You have a SharePoint Server farm that contains a term store. The root site collection uses a URL of <https://contoso.com/>. You need to find all the terms used by the root site collection. Which URL should you use?

- A. https://contoso.com/_layouts/15/termstoremanager.aspx

- B. https://contoso.com/_layouts/15/contenttypesyndicationhubs.aspx
 C. https://contoso.com/_layouts/15/auditsettings.aspx
 D. <https://contoso.com/lists/taxonomyhiddenlist/allitems.aspx>

Answer: D

NEW QUESTION 89

- (Exam Topic 3)

You have a SharePoint Server farm and a Microsoft Office 365 tenant.

You plan to implement hybrid Microsoft OneDrive for Business for all users.

You need to ensure that the users can create an OneDrive for Business site in a hybrid configuration and use the social and collaboration features.

Which two user permissions should you assign to authenticated users? Each correct answer presents part of the solution.

NOTE: Each correct selection is worth one point.

- A. Manage Web Application User Policy for the My Site web application
 B. Follow People and Edit Profile for the User Profile service application
 C. Create Personal Site for the User Profile service application
 D. Manage Web Application Permissions Policy for the My Site web application

Answer: BC

Explanation:

To use OneDrive for Business in Office 365, your users must have Create Personal Site and Follow People and Edit Profile permissions. Both are controlled by the user permissions in the User Profile service application.

References:

<https://docs.microsoft.com/en-us/sharepoint/hybrid/configure-hybrid-onedrive-for-business>

NEW QUESTION 91

- (Exam Topic 3)

Your company has a Microsoft 365 subscription. The company plans to implement Microsoft Teams.

You need to ensure that users can add only specific external apps to Teams.

How should you configure each setting? To answer, select the appropriate options in the answer area.

NOTE: Each correct selection is worth one point.

Allow external apps in Microsoft Teams: ☐ On ☐ Off

Allow sideloading of external apps: ☐ On ☐ Off

Enable new external apps by default: ☐ On ☐ Off

- A. Mastered
 B. Not Mastered

Answer: A

Explanation:

Manage external apps individually

To turn on some apps (and turn off others), turn off Allow sideloading of external apps. Then turn off any apps you don't want your users to use. Optional: Turn off Enable new external apps by default (if you want to control new apps).



References:

<https://docs.microsoft.com/en-us/microsoftteams/admin-settings>

NEW QUESTION 92

- (Exam Topic 3)

You have a SharePoint farm and a Microsoft 365 subscription.

You deploy the On-premises data gateway to your SharePoint Server on-premises environment. You need to configure Microsoft PowerApps to use the gateway. What should you add to PowerApps?

- A. a picklist
- B. a gateway
- C. a connection
- D. an entity

Answer: C

Explanation:

Once you have an on-premises connection created, you can use it to create an app from data from PowerApps or start from a blank app and import the on-premises connection as a data source for your app – just like you would with any other cloud connection.

References:

<https://powerapps.microsoft.com/en-us/blog/connect-to-your-on-premises-data-sources-using-on-premises-data-gateway/>

NEW QUESTION 97

- (Exam Topic 3)

Your company has a Microsoft 365 subscription.

The company's new security policy states that when a user account is deleted, the Microsoft OneDrive data of the user must be retained for 180 days, and then deleted.

You need to implement the security policy. What should you do?

- A. From the Security&Compliance admin center, create a retention policy
- B. From the OneDrive admin center, configure the Storage settings
- C. From the Security&Compliance admin center, create a data loss prevention (DLP) policy
- D. From the OneDrive admin center, configure the Compliance settings

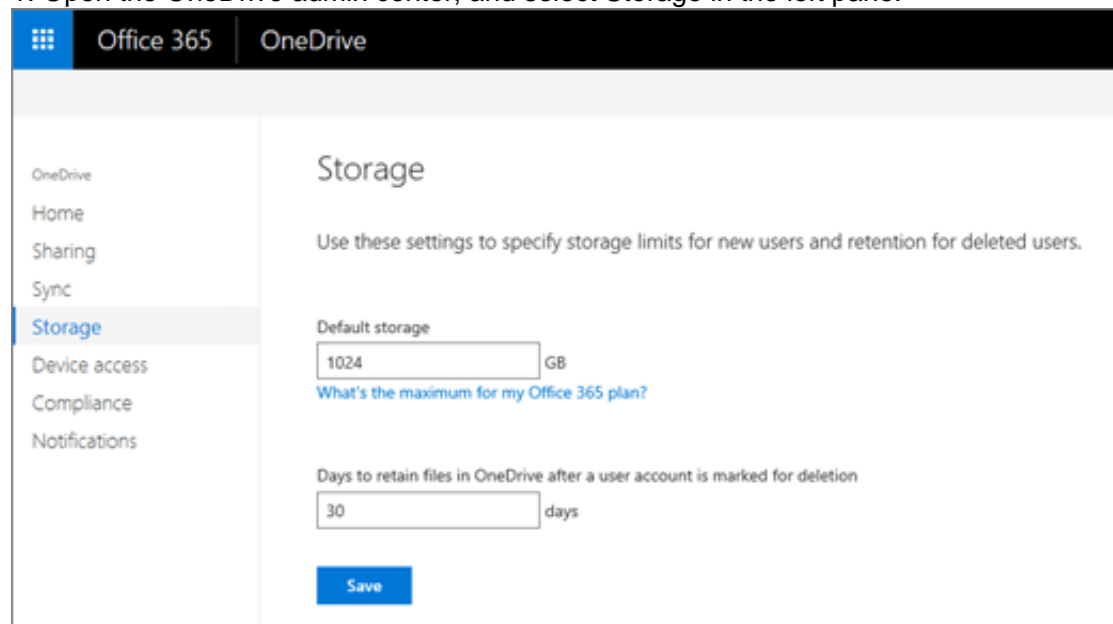
Answer: B

Explanation:

If a user's Office 365 account is deleted, their OneDrive for Business files are preserved for a period of time that you can specify.

To set the retention time for OneDrive accounts

1. Open the OneDrive admin center, and select Storage in the left pane.



The screenshot shows the 'Storage' settings page in the OneDrive admin center. The left sidebar has a 'Storage' link highlighted. The main content area has a heading 'Storage' and a subheading 'Use these settings to specify storage limits for new users and retention for deleted users.' There are two input fields: 'Default storage' with a value of '1024' and 'GB', and 'Days to retain files in OneDrive after a user account is marked for deletion' with a value of '30' and 'days'. A blue 'Save' button is at the bottom.

2. Enter the number of days you want to retain OneDrive files in the Days to retain files in OneDrive after a user account is marked for deletion box.

The count begins as soon as you delete the user account in the Microsoft 365 admin center, even though the deletion process takes time. The maximum value is 3650 days (ten years).

3. Click Save. References:

<https://docs.microsoft.com/en-us/onedrive/set-retention>

NEW QUESTION 102

- (Exam Topic 3)

You have a SharePoint Server farm.

The root site collection has a URL of <http://sharepoint.contoso.com>.

You install and configure Workflow Manager on a server that has an FQDN on workflow.contoso.com.

Workflow

administrators report that they cannot create SharePoint 2013 workflows from SharePoint Designer in <http://sharepoint.contoso.com>.

You need to ensure that the workflow administrators can create SharePoint 2013 workflows. Which command should you run?

- A. Set-SPWorkflowConfig –webapplication <http://sharepoint.contoso.com> DeclarativeWorkflowsEnabled \$true
- B. New-SPWorkManagementServiceApplicationProxy –name 'Work Management Service Application Proxy' –ServiceApplication \$sa
- C. New-SPWorkManagementServiceApplication –Name 'Work Management Service Application' –ApplicationPool 'SharePoint Web Services Default'
- D. Register-SPWorkflowService–SPSite <http://sharepoint.com>–AllowOAuthHttp –WorkflowHostUrl <http://workflow.contoso.com:12291>–ScopeName SharePoint - Force

Answer: D

NEW QUESTION 103

- (Exam Topic 3)

You have a SharePoint Server farm and a Microsoft Exchange Server organization. SharePoint Server crawls Exchange Server content. You create a new result source that uses the Exchange Server protocol. You need to ensure that users can search the Exchange Server content. What should you create?

- A. a custom search result type
- B. an additional index partition
- C. a Search Center
- D. an eDiscovery Center

Answer: D

Explanation:

References:
<https://docs.microsoft.com/en-us/sharepoint/search/configure-result-sources-for-search>

NEW QUESTION 106

.....

THANKS FOR TRYING THE DEMO OF OUR PRODUCT

Visit Our Site to Purchase the Full Set of Actual MS-302 Exam Questions With Answers.

We Also Provide Practice Exam Software That Simulates Real Exam Environment And Has Many Self-Assessment Features. Order the MS-302 Product From:

<https://www.2passeasy.com/dumps/MS-302/>

Money Back Guarantee

MS-302 Practice Exam Features:

- * MS-302 Questions and Answers Updated Frequently
- * MS-302 Practice Questions Verified by Expert Senior Certified Staff
- * MS-302 Most Realistic Questions that Guarantee you a Pass on Your FirstTry
- * MS-302 Practice Test Questions in Multiple Choice Formats and Updatesfor 1 Year