

AZ-203 Dumps

Developing Solutions for Microsoft Azure

<https://www.certleader.com/AZ-203-dumps.html>



NEW QUESTION 1

Note: This question is part of a series of questions that present the same scenario. Each question in the series contains a unique solution that might meet the stated goals. Some question sets might have more than one correct solution, while others might not have a correct solution.

After you answer a question in this section, you will NOT be able to return to it. As a result, these questions will not appear in the review screen.

Margie's Travel is an international travel and bookings management service. The company is expanding into restaurant bookings. You are tasked with implementing Azure Search for the restaurants listed in their solution.

You create the index in Azure Search.

You need to import the restaurant data into the Azure Search service by using the Azure Search NET SDK.

Solution:

1. Create a SearchServiceClient object to connect to the search index.

- A. Mastered
- B. Not Mastered

Answer: A

NEW QUESTION 2

Set the DataSource property of the SearchServiceClient Does the solution meet the goal?

- A. Yes
- B. No

Answer: D

Explanation:

2. Note: This question is part of a series of questions that present the same scenario. Each question in the series contains a unique solution that might meet the stated goals. Some question sets might have more than one correct solution, while others might not have a correct solution.

After you answer a question in this section, you will NOT be able to return to it. As a result, these questions will not appear in the review screen.

Margie's Travel is an international travel and bookings management service. The company is expanding into restaurant bookings. You are tasked with implementing Azure Search for the restaurants listed in their solution

You create the index in Azure Search.

You need to import the restaurant data into the Azure Search service by using the Azure Search NET SDK.

Solution:

1. Create a SearchIndexClient object to connect to the search index
2. Create an IndexBatch that contains the documents which must be added.
3. Call the DocumentsIndex method of the SearchIndexClient and pass the IndexBatch.

Does the solution meet the goal?

- A. Yes
- B. No

3. Note: This question is part of a series of questions that present the same scenario. Each question in the series contains a unique solution that might meet the stated goals. Some question sets might have more than one correct solution, while others might not have a correct solution.

After you answer a question in this section, you will NOT be able to return to it. As a result these questions will not appear in the review screen.

Margie's Travel is an international travel and bookings management service. The company is expanding into restaurant bookings. You are tasked with implementing Azure Search for the restaurants listed in their solution.

You create the index in Azure Search.

You need to import the restaurant data into the Azure Search service by using the Azure Search .NET SDK.

Solution:

1. Create a SearchIndexClient object to connect to the search index.
2. Create a DataContainer that contains the documents which must be added.
3. Create a DataSource instance and set its Container property to the DataContainer
- 4 Call the Documents.Suggest method of the SearchIndexClient and pass the DataSource.

Does the solution meet the goal?

- A. Yes
- B. No

4. You use Azure Table storage to store customer information for an application. The data contains customer details and is partitioned by last name. You need to create a query that returns all customers with the last name Smith. Which code segment should you use?

- A. TableQuery.GeneratePilterCondition("LastName", QueryComparisons.Equal, "Smith")
- B. TableQuery.GeneratefilterCondition("PartitionKey", QueryComparisons. Equal, "Smith")
- C. TableQue.GenerateFilterCondition("PartitionKey", Equals, "Smith")
- D. TableQuery. GenerateFilterCondition("LastName", Equals, "Smith")

NEW QUESTION 3**DRAG DROP**

You are developing a solution for a hospital to support the following use cases:

- The most recent patient status details must be retrieved even if multiple users in different locations have updated the patient record
- Patient health monitoring data retrieved must be the current version or the prior version.
- After a patient is discharged and all charges have been assessed, the patient billing record contains the final charges.

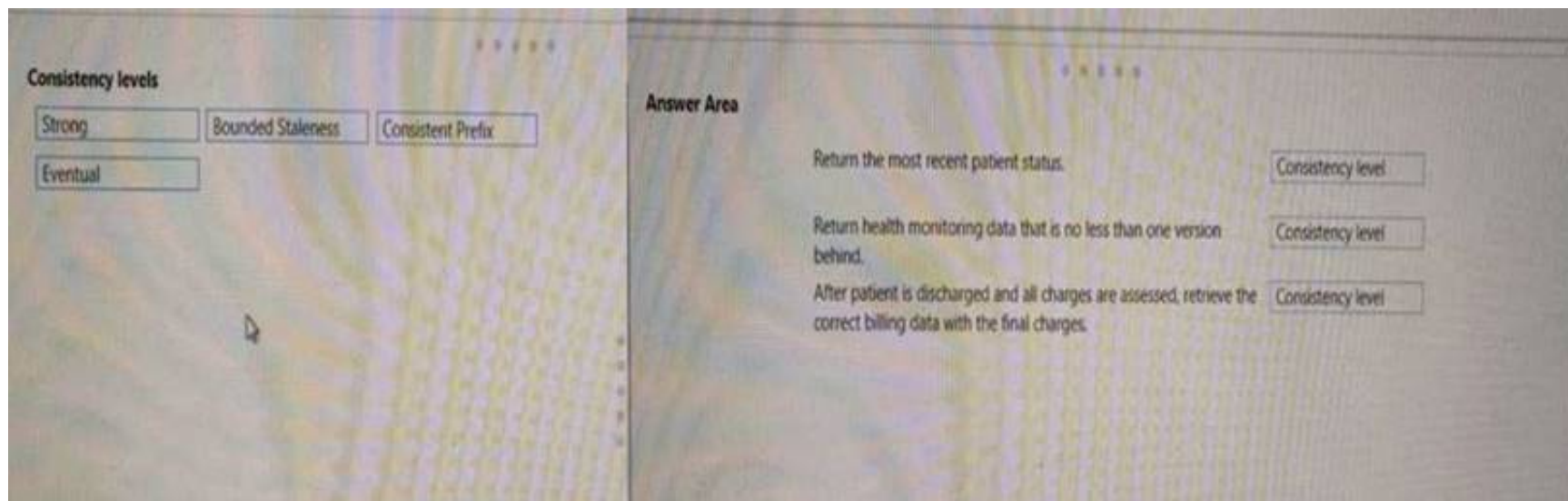
You provision a Cosmos DB NoSQL database and set the default consistency level for the database account to Strong. You set the value for Indexing Mode to Consistent

You must minimize latency and any impact to the availability of the solution. You must override the default consistency level at the query level to meet the required consistency guarantees for the scenarios.

You need to configure the consistency levels to support each scenario.

Which consistency levels should you implement? To answer, drag the appropriate consistency levels to the correct requirements. Each consistency level may be used once, more than once, or not at all. You may need to drag the split bar between panes or scroll to view content.

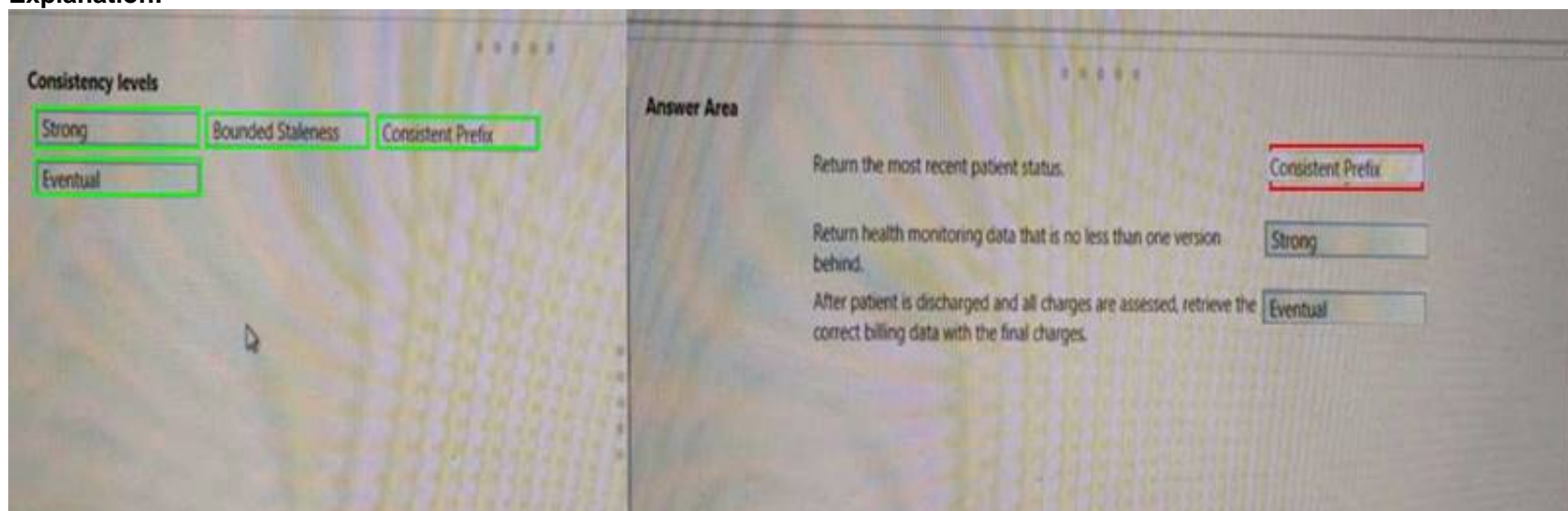
NOTE: Each correct selection is worth one point.



- A. Mastered
- B. Not Mastered

Answer: A

Explanation:



NEW QUESTION 4

HOTSPOT

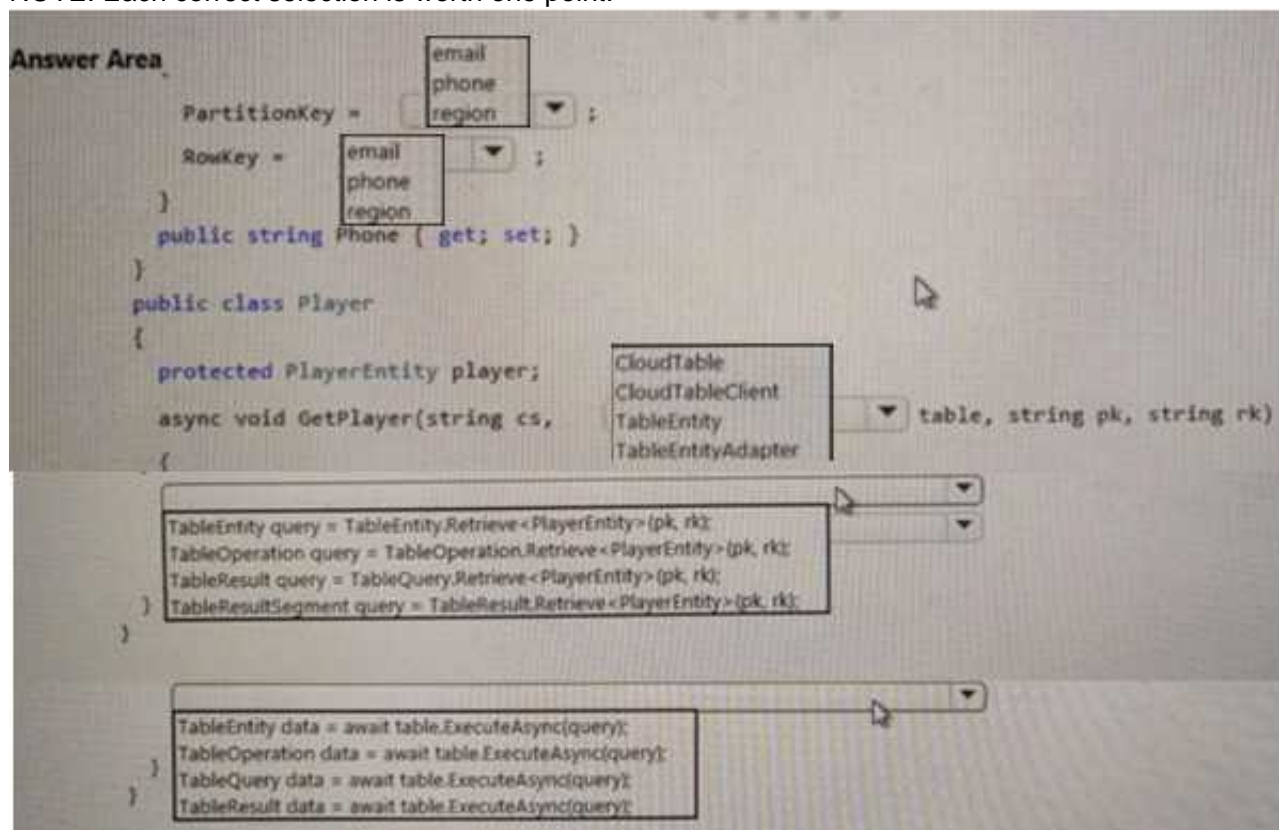
You are developing an app that manages users for a video game. You plan to store the region, email address, and phone number for the player. Some players may not have a phone number. The player's region will be used to load-balance data.

Data for the app must be stored in Azure Table Storage.

You need to develop code to retrieve data for an individual player.

How should you complete the code? To answer, select the appropriate options in the answer area.

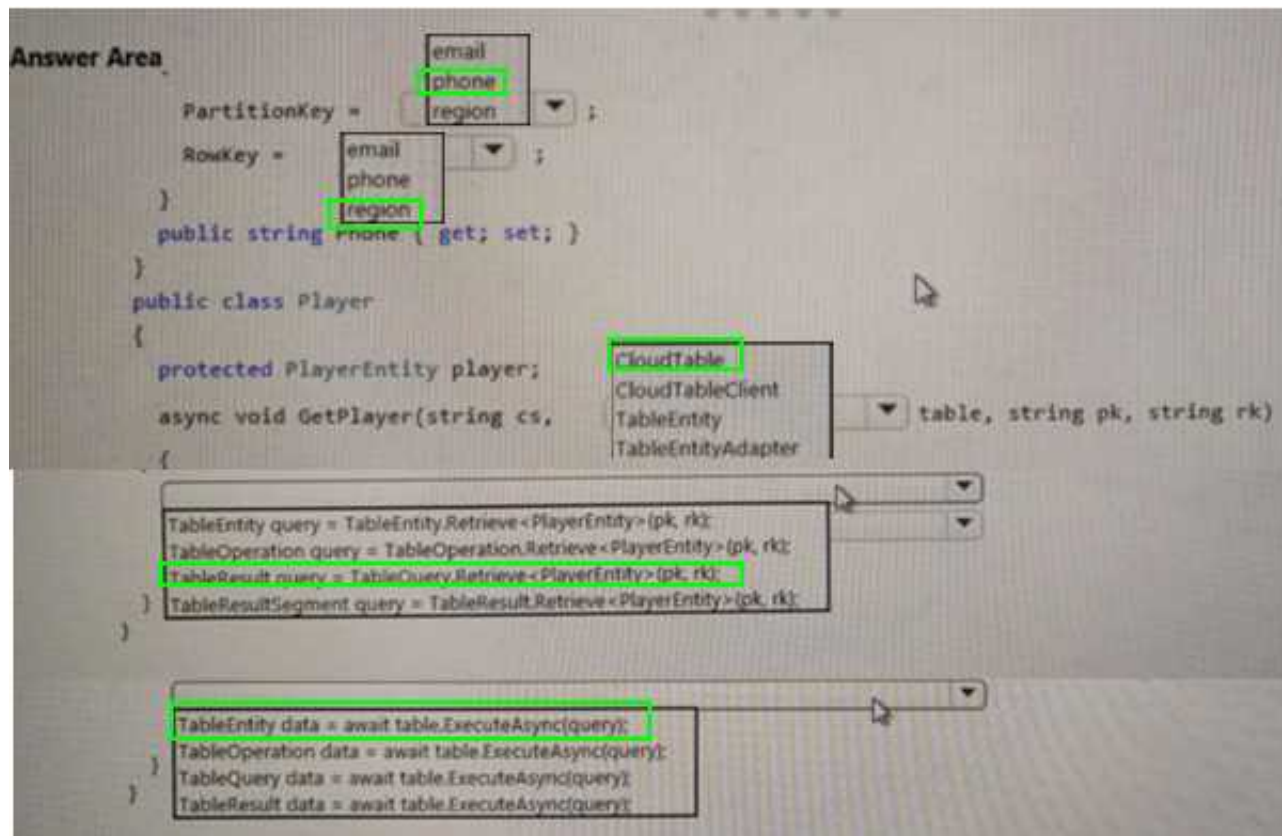
NOTE: Each correct selection is worth one point.



- A. Mastered
- B. Not Mastered

Answer: A

Explanation:



NEW QUESTION 5

HOTSPOT

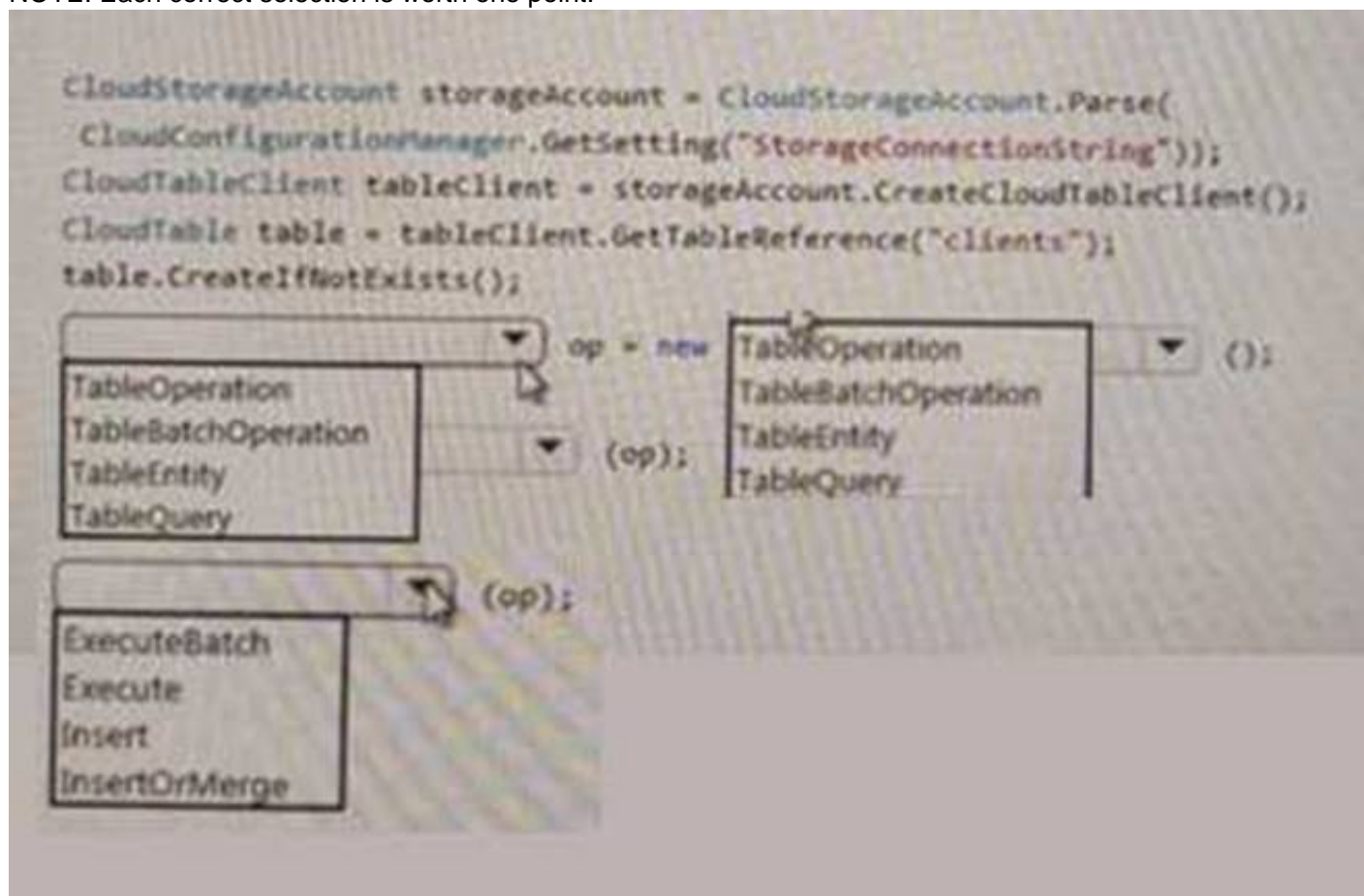
You are developing a data storage solution for a social networking app.

The solution requires a mobile app that stores user information using Azure Table Storage.

You need to develop code that can insert multiple sets of user information.

How should you complete the code? To answer, select the appropriate options in the answer area.

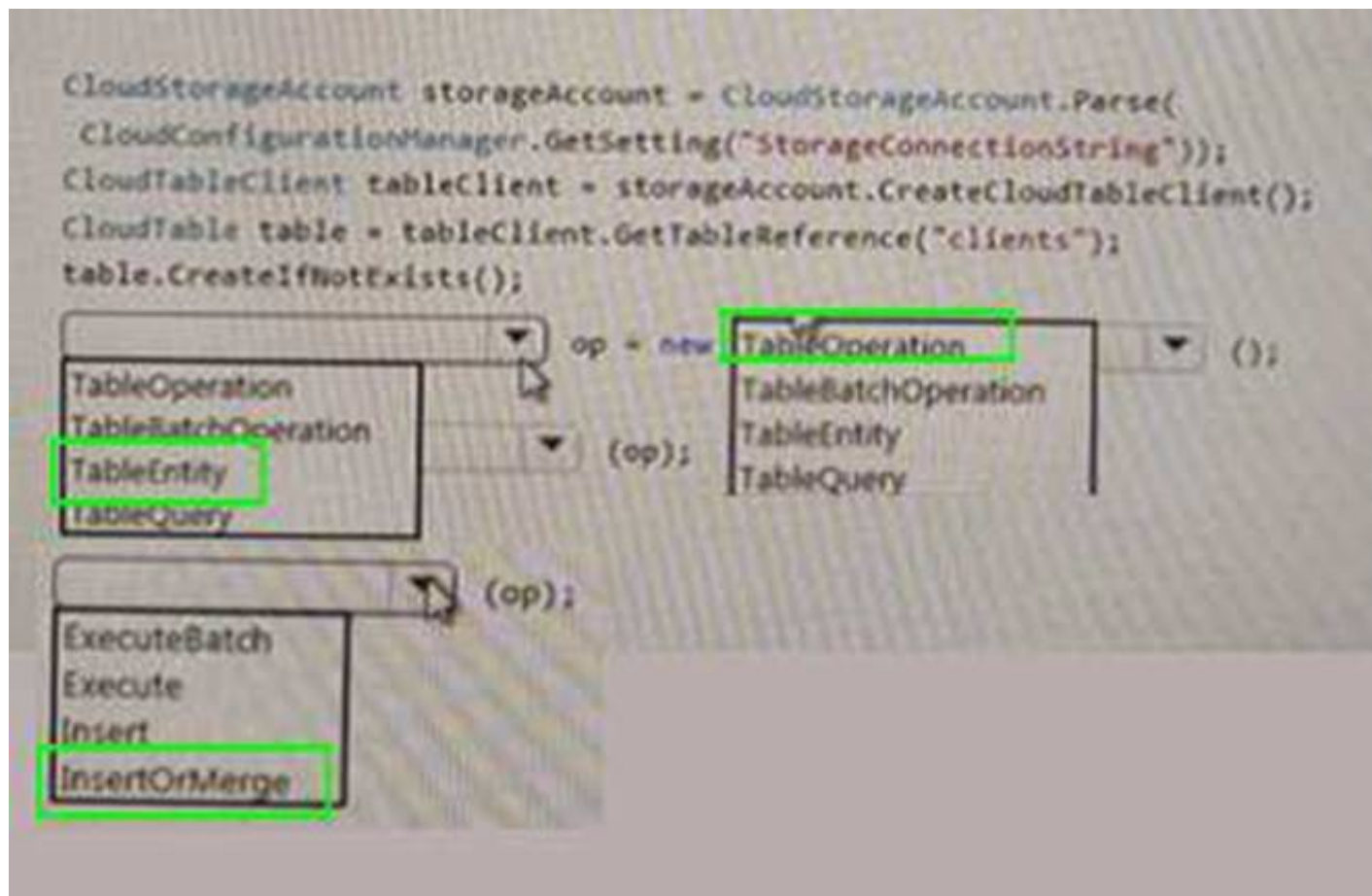
NOTE: Each correct selection is worth one point.



- A. Mastered
- B. Not Mastered

Answer: A

Explanation:



NEW QUESTION 6

You are developing a software solution for an autonomous transportation system. The solution uses large data sets and Azure Batch processing to simulate navigation sets for entire fleets of vehicles.

You need to create compute nodes for the solution on Azure Batch. What should you do?

- A. In Python, implement the class: TaskAddParameter
- B. In Python, implement the class: JobAddParameter
- C. In the Azure portal, create a Batch account
- D. In a .NET method, call the method: batchClient.PoolOperations.CreatePool.

Answer: A

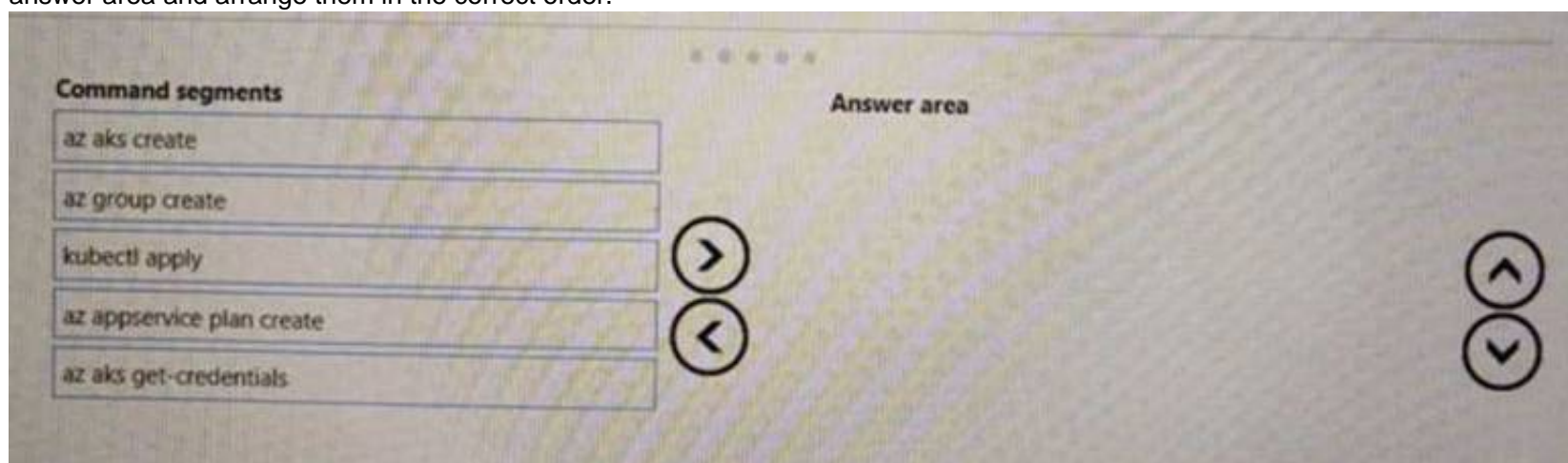
NEW QUESTION 7

DRAG DROP

You are deploying an Azure Kubernetes Services (AKS) cluster that will use multiple containers

You need to create the cluster and verify that the services for the containers are configured correctly and available.

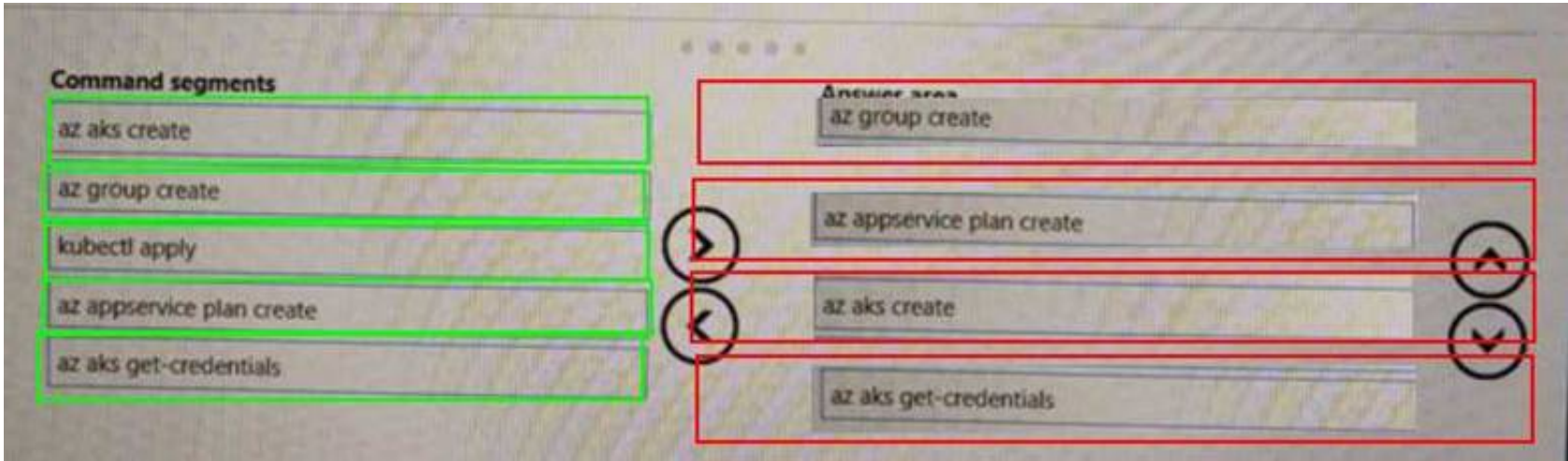
Which four commands should you use to develop the solution? To answer, move the appropriate command segments from the list of command segments to the answer area and arrange them in the correct order.



- A. Mastered
- B. Not Mastered

Answer: A

Explanation:



NEW QUESTION 8

DRAG DROP

You develop a web app that uses the tier D1 app service plan by using the Web Apps feature of Microsoft Azure App Service.

Spikes in traffic have caused increases in page load times.

You need to ensure that the web app automatically scales when CPU load is about 85 percent and minimize costs.

Which four actions should you perform in sequence? To answer, move the appropriate actions from the list of actions to the answer area and arrange them in the correct order.

Actions

Answer Area

Enable autoscaling on the web app.

Configure a Scale condition.

Configure the web app to the Standard App Service tier. <

Configure the web app to the Premium App Service tier. >

Switch to an Azure App Services consumption plan.

Add a Scale rule.

^

v

- A. Mastered
- B. Not Mastered

Answer: A

Explanation:

Step 1: Configure the web app to the Standard App Service Tier

The Standard tier supports auto-scaling, and we should minimize the cost. Step 2: Enable autoscaling on the web app

First enable autoscale Step 3: Add a scale rule

Step 4: Add a Scale condidation References:

<https://docs.microsoft.com/en-us/azure/monitoring-and-diagnostics/monitoring-autoscale-get-started>

<https://azure.microsoft.com/en-us/pricing/details/app-service/plans/>

NEW QUESTION 9

HOTSPOT

You are creating an app that uses Event Grid to connect with other services. Your app's event data will be sent to a serverless function that checks compliance.

This function is maintained by your company.

You write a new event subscription at the scope of your resource. The event must be invalidated after 3 specific period of time. You need to configure Event Grid to ensure security.

What should you implement? To answer, select the appropriate options in the answer area.

NOTE: Each correct selection is worth one point

Authentication	Type
WebHook event delivery	<div>▼</div> <div>SAS tokens</div> <div>Key authentication</div> <div>JWT token</div>
Topic publishing	<div>▼</div> <div>ValidationCode handshake</div> <div>ValidationURL handshake</div> <div>Management Access Control</div>

- A. Mastered
B. Not Mastered

Answer: A

Explanation:

Box 1: SAS tokens

Custom topics use either Shared Access Signature (SAS) or key authentication. Microsoft recommends SAS, but key authentication provides simple programming, and is compatible with many existing webhook publishers.

In this case we need the expiration time provided by SAS tokens. Box 2: ValidationCode handshake

Event Grid supports two ways of validating the subscription:

ValidationCode handshake (programmatic) and ValidationURL handshake (manual).

If you control the source code for your endpoint, this method is recommended. Incorrect Answers:

ValidationURL handshake (manual): In certain cases, you can't access the source code of the endpoint to implement the ValidationCode handshake. For example, if you use a third-party service (like Zapier or IFTTT), you can't programmatically respond with the validation code.

References:

<https://docs.microsoft.com/en-us/azure/event-grid/security-authentication>

NEW QUESTION 10

You develop a gateway solution for a public facing news API. The news API back end is implemented as a RESTful service and uses an OpenAPI specification.

You need to ensure that you can access the news API by using an Azure API Management service instance.

Which Azure PowerShell command should you run?

A)

```
Import-AzureRmApiManagementApi -Context $ApiMgmtContext -SpecificationFormat "Swagger"
-SpecificationPath $SwaggerPath -Path $Path
```

B)

```
New-AzureRmApiManagementBackend -Context $ApiMgmtContext -Url $Url -Protocol http
```

C)

```
New-AzureRmApiManagement -ResourceGroupName $ResourceGroup -Name $Name -Location $Location
-Organization $Org -AdminEmail $AdminEmail
```

D)

```
New-AzureRmApiManagementBackendProxy -Url $ApiUrl
```

- A. Option A
B. Option B
C. Option C
D. Option D

Answer: D

NEW QUESTION 10

You are creating a hazard notification system that has a single signaling server which triggers audio and visual alarms to start and stop.

You implement Azure Service Bus to publish alarms. Each alarm controller uses Azure Service Bus to receive alarm signals as part of a transaction. Alarm events must be recorded for audit purposes. Each transaction record must include information about the alarm type that was activated.

You need to implement a reply trail auditing solution.

Which two actions should you perform? Each correct answer presents part of the solution.

NOTE: Each correct selection is worth one point.

- A. Assign the value of the hazard message SessionID property to the SequenceNumber property.
- B. Assign the value of the hazard message SequenceNumber property to the DeliveryCount property.
- C. Assign the value of the hazard message MessageId property to the DeliveryCount property.
- D. Assign the value of the hazard message SessionID property to the ReplyToSessionId property.
- E. Assign the value of the hazard message MessageId property to the SequenceNumber property.
- F. Assign the value of the hazard message MessageId property to the CorrelationId property.

Answer: AB

NEW QUESTION 15

You provide an Azure API Management managed web service to clients. The back end web service implements HTTP Strict Transport Security (HSTS).

Every request to the backend service must include a valid HTTP authorization header.

You need to configure the Azure API Management instance with an authentication policy.

Which two policies can you use? Each correct answer presents a complete solution NOTE: Each correct selection is worth one point.

- A. Certificate Authentication
- B. Basic Authentication
- C. OAuth Client Credential Grant
- D. Digest Authentication

Answer: AC

NEW QUESTION 19

DRAG DROP

You are developing Azure WebJobs.

You need to recommend a WebJob type for each scenario.

Which WebJob type should you recommend? To answer, drag the appropriate WebJob types to the correct scenarios. Each WebJob type may be used once more than once, or not at all. You may need to drag the split bar between panes or scroll to view content

NOTE: Each correct selection is worth one point.

The screenshot shows the 'WebJob types' pane on the left with 'Triggered' and 'Continuous' buttons. The 'Answer Area' in the center contains three scenarios: 'Run on all instances that the web app runs on. Optionally restrict the WebJob to a single instance.', 'Run on a single instance that Azure selects for load balancing.', and 'Supports remote debugging.'. The 'WebJob type' pane on the right has three empty 'WebJob type' labels for dragging.

- A. Mastered
- B. Not Mastered

Answer: A

Explanation:

The screenshot shows the 'WebJob types' pane with 'Triggered' and 'Continuous' buttons highlighted with green boxes. The 'Answer Area' is the same as in the previous screenshot. The 'WebJob type' pane on the right now shows 'Triggered' and 'Continuous' labels highlighted with red boxes, indicating they are the correct selections for the scenarios.

NEW QUESTION 24

DRAG DROP

You are developing a .NET Core model-view controller (MVC) application hosted on Azure for a health care system that allows providers access to their information.

You develop the following code:


```
services.AddAuthorization (options =>
{
    options.AddPolicy("ProviderPartner", policy =>
    {
        .policy.AddAuthenticationSchemes("Cookie, Bearer");
        policy.RequireAuthenticatedUser();
        policy.RequireRole("ProviderAdmin", "SysAdmin");
        policy.RequireClaim("editor", "partner");
    });
});
```

You define a role named SysAdmin.

You need to ensure that the application meets the following authorization requirements:

?Allow the ProviderAdmin and SysAdmin roles access to the Partner controller regardless of whether the user holds an editor claim of partner.

?Limit access to the Manage action of the controller to users with an editor claim of partner who are also members of the SysAdmin role.

How should you complete the code? To answer, drag the appropriate code segments to the correct locations. Each code segment may be used once, more than once, or not at all. You may need to drag the split bar between panes or scroll to view content.

NOTE: Each correct selection is worth one point.

Code Seaments

[Authorize (Policy = "ProviderEditor")]
[Authorize(Role = "SysAdmin")]

[Authorize(Role = "ProviderAdmin")]
[Authorize(Role = "SysAdmin")]

[Authorize(Role = "SysAdmin", "ProviderAdmin")]

[Authorize(Policy = "ProviderEditor", Role= "SysAdmin")]

Answer Area

public class PartnerController : Controller
{
 ...

 Public ActionResult Manage()
 {
 ...
 }
}

- A. Mastered
- B. Not Mastered

Answer: A

Explanation:

Box 1:
Allow the ProviderAdmin and SysAdmin roles access to the Partner controller regardless of whether the user holds an editor claim of partner.
Box 2:
Limit access to the Manage action of the controller to users with an editor claim of partner who are also members of the SysAdmin role.

NEW QUESTION 25

HOTSPOT

You are developing an Azure Web App. You configure TLS mutual authentication for the web app. You need to validate the client certificate in the web app. To answer, select the appropriate options in the answer area.
NOTE: Each correct selection is worth one point.

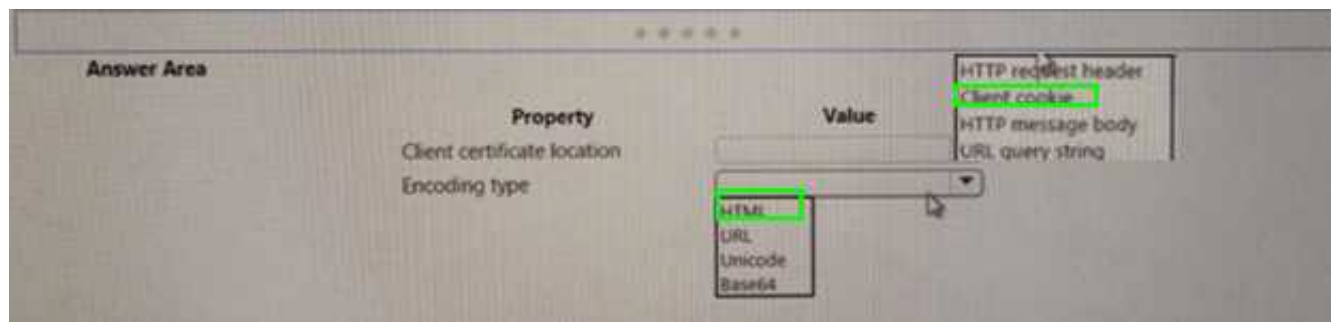
- A. Mastered
- B. Not Mastered

Answer: A

Explanation:

The Leader of IT Certification

visit - <https://www.certleader.com>



NEW QUESTION 30

You develop a serverless application using several Azure Functions. These functions connect to data from within the code.

You want to configure tracing for an Azure Function App project. You need to change configuration settings in the hostjson file. Which tool should you use?

- A. Azure portal
- B. Azure PowerShell
- C. Azure Functions Core Tools (Azure CLI)
- D. Visual Studio

Answer: C

NEW QUESTION 33

HOTSPOT

A company develops a series of mobile games. All games use a single leaderboard service. You have the following requirements:

- Code should be scalable and allow for growth.
- Each record must consist of a playerId, gameId, score, and time played.
- When users reach a new high score, the system will save the new score using the SaveScore function below.
- Each game is assigned an Id based on the series title.

You have the following code. (Line numbers are included for reference only.)

```
01 public void SaveScore(string gameId, string playerId, int score, long timePlayed)
02 {
03     CloudStorageAccount storageAccount = CloudStorageAccount.Parse(connectionString);
04     CloudTableClient tableClient = storageAccount.CreateCloudTableClient();
05     CloudTable table = tableClient.GetTableReference("scoreTable");
06     table.CreateIfNotExists();
09     table.Execute(insertOperation);
10 }
11 public class PlayerScore : TableEntity
12 {
13     public PlayerScore(string gameId, string playerId, int score, long timePlayed)
14     {
15         this.PartitionKey = gameId;
16         this.RowKey = playerId;
17         Score = score;
18         TimePlayed = timePlayed;
19     }
20     public int Score { get; set; }
21     public long TimePlayed { get; set; }
22 }
```

You store customer information in an Azure Cosmos database. The following data already exists in the database:

PartitionKey	RowKey	Email
Harp	Walter	wharp@contoso.com
Smith	Steve	ssmith@contoso.com
Smith	Jeff	jsmith@contoso.com

```
01 CloudTableClient tableClient = account.CreateCloudTableClient();
02 CloudTable table = tableClient.GetTableReference("people");
03 TableQuery<CustomerEntity> query = new TableQuery<CustomerEntity>()
04     .Where(TableQuery.CombineFilters(
05         TableQuery.GenerateFilterCondition(PartitionKey, QueryComparisons.Equal, "Smith"),
06         TableOperators.And, TableQuery.GenerateFilterCondition(Email, QueryComparisons.Equal, "ssmith@contoso.com")
07     ));
08 await table.ExecuteQuerySegmentedAsync<CustomerEntity>(query, null);
```

For each of the following statements, select Yes if the statement is true. Otherwise, select No.

NOTE: Each correct selection is worth one point

Answer Area

● ● ● ● ●

	Yes	No
The code will work with Cosmos DB.	<input type="radio"/>	<input type="radio"/>
The save score function will update and replace a record if one already exists with the same playerId and gameId.	<input type="radio"/>	<input type="radio"/>
The data for the game will be automatically partitioned.	<input type="radio"/>	<input type="radio"/>

- A. Mastered
B. Not Mastered

Answer: A

Explanation:

Answer Area

● ● ● ● ●

	Yes	No
The code will work with Cosmos DB.	<input type="radio"/>	<input checked="" type="radio"/>
The save score function will update and replace a record if one already exists with the same playerId and gameId.	<input checked="" type="radio"/>	<input type="radio"/>
The data for the game will be automatically partitioned.	<input checked="" type="radio"/>	<input type="radio"/>

NEW QUESTION 34

DRAG DROP

Contoso, Ltd. provides an API to customers by using Azure API Management (APIM). The API authorizes users with a JWT token.

You must implement response caching for the APIM cfeeway. The caching mechanism must detect the user ID of the client that accesses data for a given location and cache the response for that user ID.

You need to add the following policies to the policies file:

- a set-variable policy to store the detected user identity
- a cache-lookup-value policy
- a cache-store-value policy
- a find-and-replace policy to update the response body with the user profile information

To which policy section should you add the policies? To answer, drag the appropriate sections to the correct policies. Each section may be used once, more than once, or not at all. You may need to drag the split bar between panes or scroll to view content

NOTE: Each correct selection is worth one point

Policy section

Inbound

Outbound

●

●

●

Answer Area

Policy	Policy section
Set-variable	policy section
Cache-lookup-value	policy section
Cache-store-value	policy section
Find-and-replace	policy section

- A. Mastered
B. Not Mastered

Answer: A

Explanation:

Policy section

Inbound

Outbound

●

●

●

Answer Area

Policy	Policy section
Set-variable	Inbound
Cache-lookup-value	Inbound
Cache-store-value	Outbound
Find-and-replace	Outbound

NEW QUESTION 37

You are developing an ASP.NET Core Web API web service. The web service uses Azure Application Insights for all telemetry and dependency tracking. The web service reads and writes data to a database other than Microsoft SQL Server.

You need to ensure that dependency tracking works for calls to the third-party database.

Which two Dependency Telemetry properties should you store in the database? Each correct answer presents part of the solution.

NOTE: Each correct selection is worth one point.

- A. Telemetry.Context.Operation.Id
- B. Telemetry.Context.Cloud.RoleInstance
- C. Telemetry.Id
- D. Telemetry.ContextSession.Id
- E. Telemetry.Name

Answer: BC

NEW QUESTION 40

You develop a website. You plan to host the website in Azure. You expect the website to experience high traffic volumes after it is published. You must ensure that the website remains available and responsive while minimizing cost. You need to deploy the website. What should you do?

- A. Deploy the website to an App Service that uses the Shared service tie
- B. Configure the App Service plan to automatically scale when the CPU load is high.
- C. Deploy the website to a virtual machine
- D. Configure the virtual machine to automatically scale when the CPU load is high.
- E. Deploy the website to an App Service that uses the Standard service tie
- F. Configure the App Service plan to automatically scale when the CPU load is high.
- G. Deploy the website to a virtual machine
- H. Configure a Scale Set to increase the virtual machine instance count when the CPU load

Answer: C

NEW QUESTION 45

You develop an Azure web app. You monitor performance of the web app by using Application Insights. You need to ensure the cost for Application Insights does not exceed a preset budget. What should you do?

- A. Implement ingestion sampling using the Azure portal.
- B. Set a daily cap for the Application Insights instance.
- C. Implement adaptive sampling using the Azure portal.
- D. Implement adaptive sampling using the Application Insights SDK.
- E. Implement ingestion sampling using the Application Insights SDK.

Answer: B

NEW QUESTION 46

You are writing code to create and run an Azure Batch job. You have created a pool of compute nodes. You need to choose the right class and its method to submit a batch job to the Batch service. Which method should you use?

- A. JobOperations.CreateJobO
- B. CloudJob.Enable(IEnumerable<BatchClientBehavior>)
- C. CloudJob.CommitAsync(IEnumerable<BatchClientBehavior>, CancellationToken)
- D. JobOperations.EnableJob(String, IEnumerable<BatchClientBehavior>)
- E. JobOperations.EnableJobAsync(Strin
- F. IEnumerable<BatchClientBehavior>. CancellationToken)

Answer: D

NEW QUESTION 47

HOTSPOT

Your company is migrating applications to Azure. The IT department must allow internal developers to communicate with Microsoft support.

The service agents of the IT department must only have view resources and create support ticket permissions to all subscriptions. A new custom role must be created by reusing a default role definition and changing the permissions.

You need to create the custom role.

To answer, select the appropriate options in the answer area. NOTE: Each correct selection is worth one point.

Item	Value
Powershell command	<div><div>Get-AzureRmRoleDefinition -Name "Reader" ConvertTo-Json Out-File C:\SupportRole.json</div><div>Get-AzureRmRoleDefinition -Name "Operator" ConvertTo-Json Out-File C:\SupportRole.json</div><div>Set-AzureRmRoleDefinition -Name "Reader" Input-File C:\SupportRole.json</div><div>Set-AzureRmRoleDefinition Input-File C:\SupportRole.json</div></div>
Actions section	<div><div>"/read", "Microsoft.Support/"</div><div>"/read"</div><div>"*", "Microsoft.Support/"</div></div>

- A. Mastered
- B. Not Mastered

Answer: A

Explanation:

Item	Value
Powershell command	<pre>Get-AzureRmRoleDefinition -Name "Reader" ConvertTo-Json Out-File C:\SupportRole.json Get-AzureRmRoleDefinition -Name "Operator" ConvertTo-Json Out-File C:\SupportRole.json Set-AzureRmRoleDefinition -Name "Reader" Input-File C:\SupportRole.json Set-AzureRmRoleDefinition Input-File C:\SupportRole.json</pre>
Actions section	<pre>"/read": "Microsoft.Support/" "/read": "Microsoft.Support/"</pre>

Case Study: 1

Coho Winery

Overview

This is a case study. Case studies are not timed separately. You can use as much exam time as you would like to complete each case. However, there may be additional case studies and sections on this exam. You must manage your time to ensure that you are able to complete all questions included on this exam in the time provided.

To answer the questions included in a case study, you will need to reference information that is provided in the case study. Case studies might contain exhibits and other resources that provide more information about the scenario that is described in the case study. Each question is independent of the other questions in this case study.

At the end of this case study, a review screen will appear. This screen allows you to review your answers and to make changes before you move to the next section of the exam. After you begin a new section, you cannot return to this section.

To start the case study

To display the first question in this case study, click the Next button Use the buttons in the left pane to explore the content of the case study before you answer the questions. Clicking these buttons displays information such as business requirements, existing environment, and problem statements. If the case study has an All Information tab, note that the information displayed is identical to the information displayed on the subsequent tabs. When you are ready to answer a question, click the Question button to return to the question.

LabelMaker app

Coho Winery produces, bottles, and distributes a variety of wines globally. You are a developer implementing highly scalable and resilient applications to support online order processing by using Azure solutions.

Coho Winery has a LabelMaker application that prints labels for wine bottles. The application sends data to several printers. The application consists of five modules that run independently on virtual machines (VMs). Coho Winery plans to move the application to Azure and continue to support label creation.

External partners send data to the LabelMaker application to include artwork and text for custom label designs.

Requirements

Data

You identify the following requirements for data management and manipulation:

- Order data is stored as nonrelational JSON and must be queried using Structured Query Language (SQL).
- Changes to the Order data must reflect immediately across all partitions. All reads to the Order data must fetch the most recent writes.

Security

You have the following security requirements:

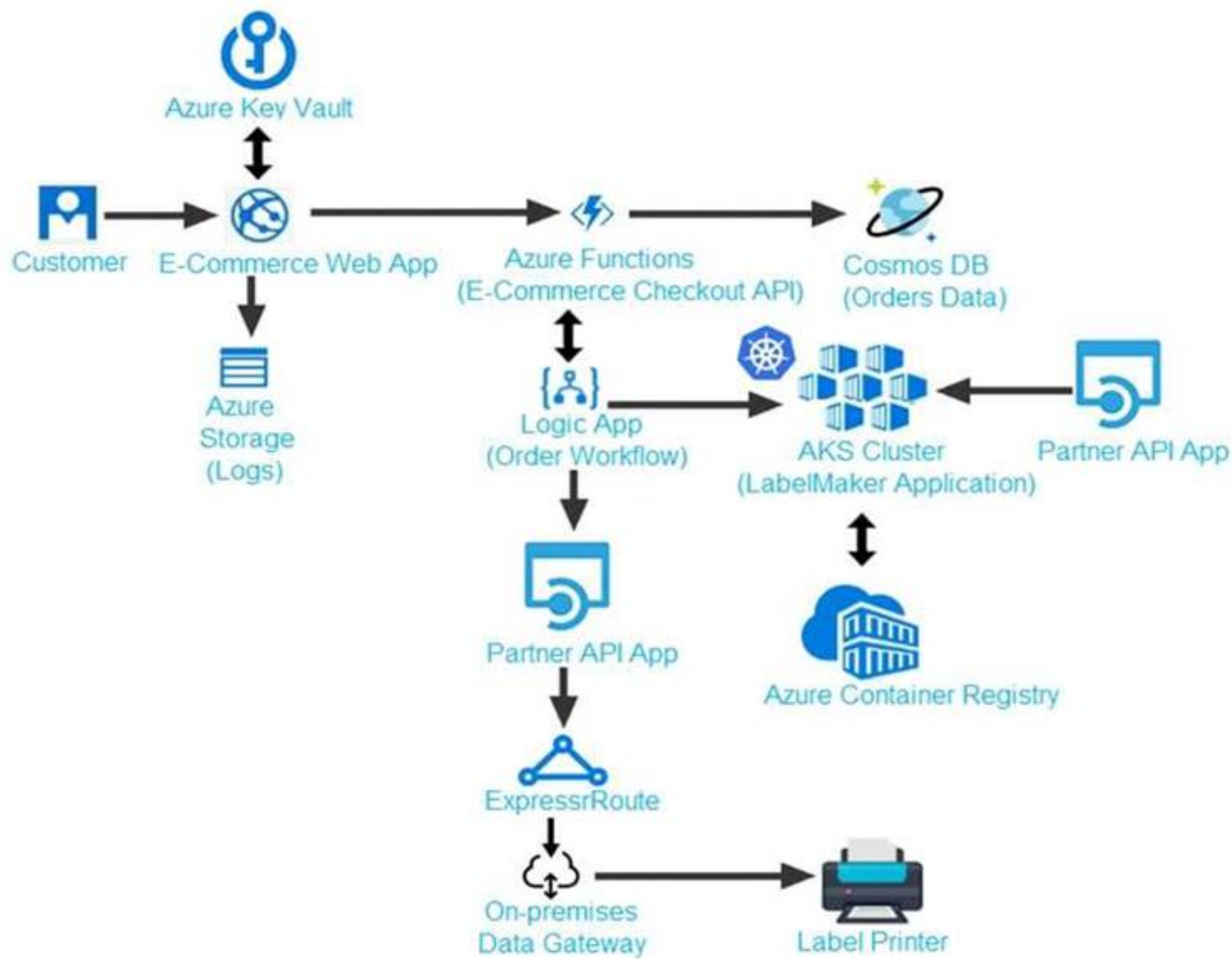
- Users of Coho Winery applications must be able to provide access to documents, resources, and applications to external partners.
- External partners must use their own credentials and authenticate with their organization's identity management solution.
- External partner logins must be audited monthly for application use by a user account administrator to maintain company compliance.
- Storage of e-commerce application settings must be maintained in Azure Key Vault.
- E-commerce application sign-ins must be secured by using Azure App Service authentication and Azure Active Directory (AAD).
- Conditional access policies must be applied at the application level to protect company content.
- The LabelMaker application must be secured by using an AAD account that has full access to all namespaces of the Azure Kubernetes Service (AKS) cluster.

LabelMaker app

Azure Monitor Container Health must be used to monitor the performance of workloads that are deployed to Kubernetes environments and hosted on Azure Kubernetes Service (AKS).

You must use Azure Container Registry to publish images that support the AKS deployment.

Architecture



Issues

Calls to the Printer API App fall periodically due to printer communication timeouts. Printer communication timeouts occur after 10 seconds. The label printer must only

receive up to 5 attempts within one minute

The order workflow fails to run upon initial deployment to Azure.

Order.Json

Relevant portions of the app files are shown below. Line numbers are included for reference only. The JSON file contains a representation of the data for an order that includes a single item.


```
01 {  
02   "id" : 1,  
03   "customers" : [  
04     {  
05       "familyName" : "Doe",  
06       "givenName" : "John",  
07       "customerid" : 5  
08     }  
09   ],  
10   "line_items" : [  
11     {  
12       "fulfillable_quantity" : 1,  
13       "id" : 6,  
14       "price" : "199.99",  
15       "product_id" : 7513594,  
16       "quantity": 1,  
17       "requires_shipping" : true,  
18       "sku" : "SFC-342-N" ,  
19       "title" : "Surface Go",  
20       "vendor" : "Microsoft" ,  
21       "name" : "Surface Go - 8GB",  
22       "taxable" : true,
```

```
23  "tax_lines" : [  
24  {  
25    "title" : "State Tax",  
26    "price" : "3.98",  
27    "rate" : 0.06  
28  }  
29 ],  
30  "total_discount" : "5.00"  
31  "discount_allocations" : [  
32  {  
33    "amount" : "5.00",  
34    "discount_application_index" : 2  
35  }  
36  ]  
37  }  
38 ],  
39 "address" : {  
40 "state" : "NY",  
41 "country" : "Manhattan",  
42 "city" : "NY"  
43   }  
44   }
```

NEW QUESTION 50

Note: This question is part of a series of questions that present the same scenario. Each question in the series contains a unique solution. Determine whether the solution meets the stated goals.

You need to meet the LabelMaker application security requirement.

Solution: Create a Microsoft Azure Active Directory service principal and assign it to the Azure Kubernetes Service (AKS) cluster.

Does the solution meet the goal?

- A. Yes
- B. No

Answer: A

NEW QUESTION 53

HOTSPOT

You need to ensure that you can deploy the LabelMaker application.

How should you complete the CLI commands? To answer, select the appropriate options in the answer area.

NOTE: Each correct selection is worth one point.

```
az group create --name CohoWineryLabelMaker --location eastus
az aks create --resource-group CohoWineryLabelMaker --name
LabelMakerCluster --node-count 5 --enable-addons
```

- A. Mastered
B. Not Mastered

Answer: A

Explanation:

Box 1: group

Create a resource group with the az group create command. An Azure resource group is a logical group in which Azure resources are deployed and managed. The following example creates a resource group named myResourceGroup in the westeurope location.

az group create --name myResourceGroup --location westeurope Box 2: CohoWinterLabelMaker

Use the resource group named, which is used in the second command. Box 3: aks

The command az aks create, is used to create a new managed Kubernetes cluster. Box 4: monitoring

Scenario: LabelMaker app

Azure Monitor Container Health must be used to monitor the performance of workloads that are deployed to Kubernetes environments and hosted on Azure Kubernetes Service (AKS).

You must use Azure Container Registry to publish images that support the AKS deployment.

NEW QUESTION 55

You need to troubleshoot the order workflow.

What should you do? Each correct answer presents part of the solution.

NOTE: Each correct selection is worth one point.

- A. Review the run history.
B. Review the trigger history.
C. Review the API connections.
D. Review the activity log.

Answer: BD

Explanation:

Scenario: The order workflow fails to run upon initial deployment to Azure. Deployment errors arise from conditions that occur during the deployment process. They appear in the activity log.

References:

<https://docs.microsoft.com/en-us/azure/azure-resource-manager/resource-group-audit>

NEW QUESTION 58

Note: In this section you will see one or more sets of questions with the same scenario and problem. Each question presents a unique solution to the problem, and you must determine whether the solution meets the stated goals. More than one solution might solve the problem. It is also possible that none of the solutions solve the problem.

After you answer a question in this section, you will NOT be able to return to it. As a result, these questions will not appear in the review screen.

Note: This question is part of a series of questions that present the same scenario. Each question in the series contains a unique solution. Determine whether the solution meets the stated goals.

You need to meet the LabelMaker application security requirement. Solution: Create a RoleBinding and assign it to the Azure AD account. Does the solution meet the goal?

- A. Yes
B. No

Answer: B

Explanation:

Scenario: The LabelMaker applications must be secured by using an AAD account that has full access to all namespaces of the Azure Kubernetes Service (AKS) cluster.

Permissions can be granted within a namespace with a RoleBinding, or cluster-wide with a ClusterRoleBinding.

References:

<https://kubernetes.io/docs/reference/access-authn-authz/rbac/>

NEW QUESTION 60

You need to access user claims in the e-commerce web app* What should you do first?

- A. Update the e-commerce web app to read the HTTP request header values.
B. Assign the Contributor RBAC role to the e-commerce web app by using the Resource Manager create role assignment API.

- C. Write custom code to make a Microsoft Graph API call from the e-commerce web app.
D. Using the Azure CU enable Cross-origin resource sharing (CORS) from the e-commerce checkout API to the e-commerce web app

Answer: C

NEW QUESTION 62

HOTSPOT

You need to meet the security requirements for external partners. Which Azure Active Directory features should you use?
To answer, select the appropriate options in the answer area. NOTE: Each correct selection is worth one point.

Answer Area

Requirement	Option
Authentication	B2C
Login Auditing	B2B
	Self-service signup
	Organizational Units (OU)
Login Auditing	Access review
	Risky sign-ins report
	Identity Protection
	Privileged Identity Management

- A. Mastered
B. Not Mastered

Answer: A

Explanation:

Answer Area

Requirement	Option
Authentication	B2C
Login Auditing	B2B
	Self-service signup
	Organizational Units (OU)
Login Auditing	Access review
	Risky sign-ins report
	Identity Protection
	Privileged Identity Management

NEW QUESTION 67

Note: This question is part of a series of questions that present the same scenario. Each question in the series contains a unique solution that might meet the stated goals. Some question sets might have more than one correct solution, while others might not have a correct solution.

After you answer a question in this section, you will NOT be able to return to it. As a result, these questions will not appear in the review screen.

You need to ensure that the SecurityPin security requirements are met.

Solution: Enable Always Encrypted for the SecurityPin column using a certificate based on a trusted certificate authority. Update the Getting Started document with instructions to ensure that the certificate is installed on user machines.

Does the solution meet the goal?

- A. Yes
B. No

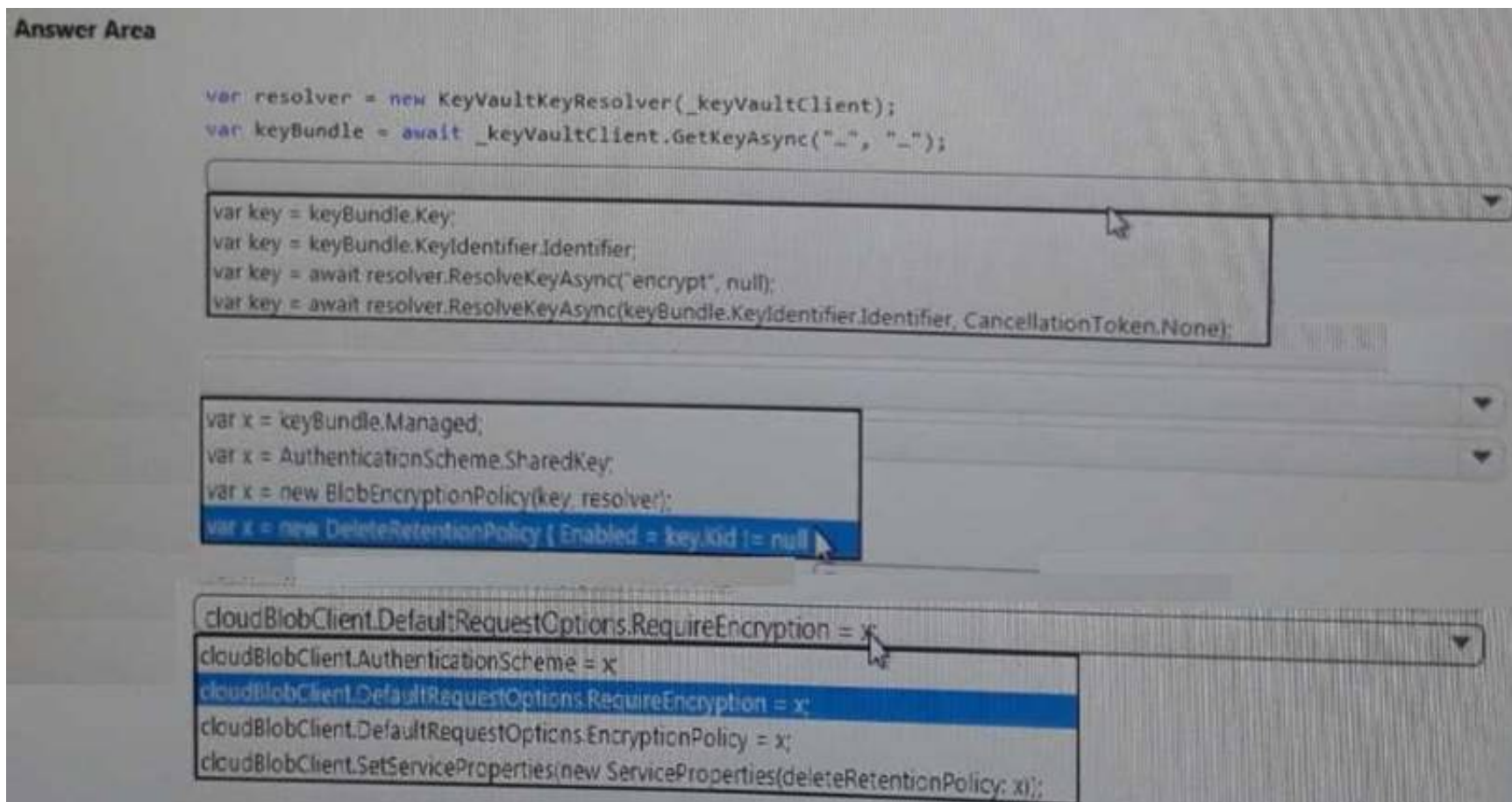
Answer: B

NEW QUESTION 70

HOTSPOT

You need to ensure that security policies are met. What code should you add at Line PC26?

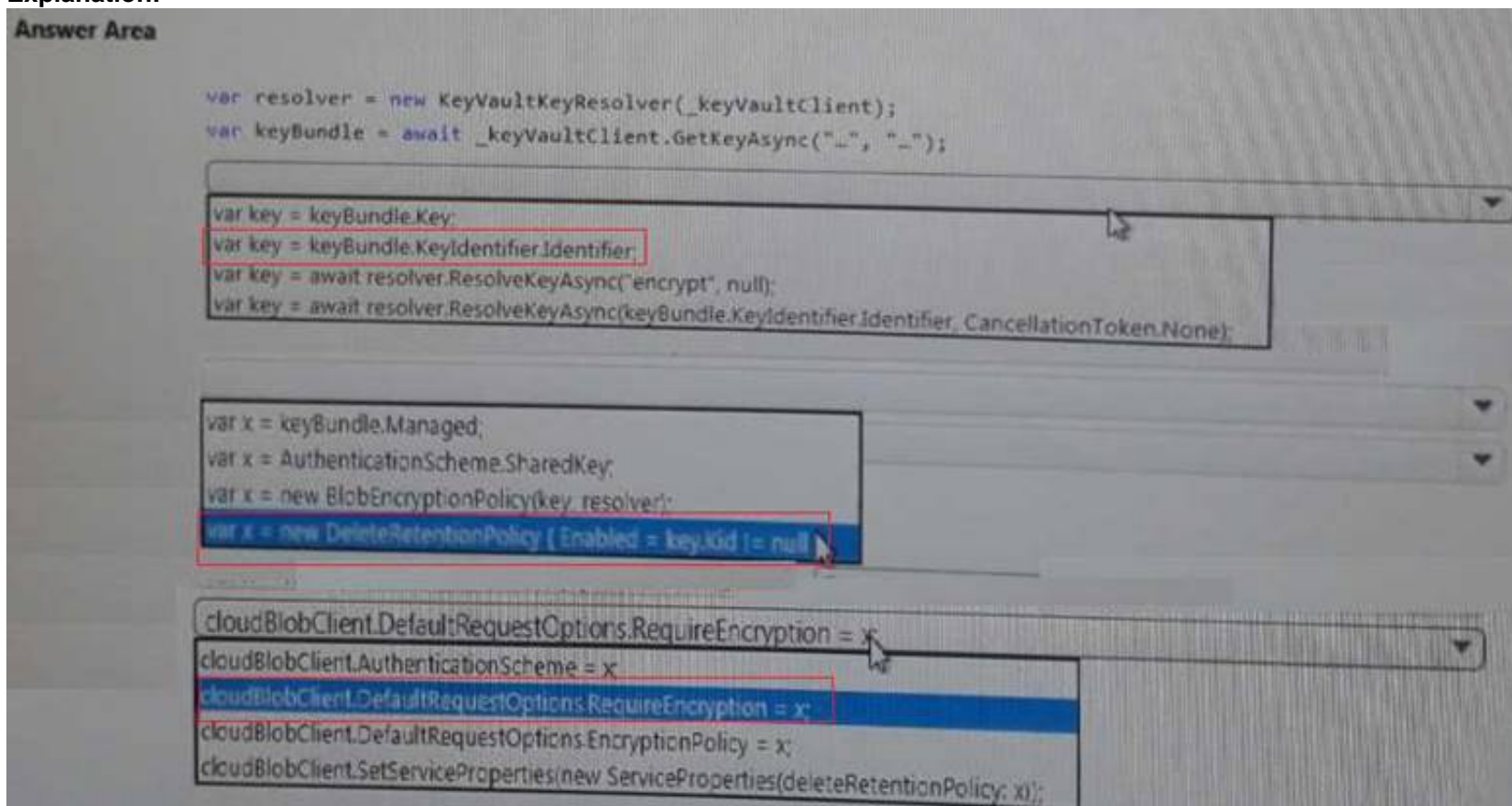
To answer, select the appropriate options in the answer area. NOTE: Each correct selection is worth one point.



- A. Mastered
- B. Not Mastered

Answer: A

Explanation:



NEW QUESTION 74

You need to ensure the security policies are met. What code do you add at line CS07?

- A. -PermissionsToKeys wrapkey, unwrapkey, get
- B. -PermissionsToKeys create, encrypt, decrypt
- C. -PermissionsToCertificates wrapkey, unwrapkey, get
- D. -PermissionsToCertificates create, encrypt, decrypt

Answer: D

Explanation:

Case Study: 3
Proseware, Inc
Background

You are a developer for Proseware, Inc. You are developing an application that applies a set of governance policies for Proseware's internal services, external services, and applications. The application will also provide a shared library for common functionality.

Requirements Policy service

You develop and deploy a stateful ASP.NET Core 2.1 web application named Policy service to an Azure App Service Web App. The application reacts to events from Azure Event Grid and performs policy actions based on those events.

The application must include the Event Grid Event ID field in all Application Insights telemetry.

Policy service must use Application Insights to automatically scale with the number of policy actions that it is performing.

Policies Log policy

All Azure App Service Web Apps must write logs to Azure Blob storage. All log files should be saved to a container named logdrop. Logs must remain in the container for 15 days.

Authentication events

Authentication events are used to monitor users signing in and signing out. All authentication events must be processed by Policy service. Sign outs must be processed as quickly as possible.

Policylib

You have a shared library named PolicyLib that contains functionality common to all ASP.NET Core web services and applications. The Policy Lib library must

- Exclude non-user actions from Application Insights telemetry.
- Provide methods that allow a web service to scale itself.
- Ensure that scaling actions do not disrupt application usage.

Other

Anomaly detection service

You have an anomaly detection service that analyzes log information for anomalies. It is implemented as an Azure as a web service.

If an anomaly is detected, an Azure Function that emails administrators is called by using an HTTP WebHook.

Health monitoring

All web applications and services have health monitoring at the /health service endpoint.

Issues Policy loss

When you deploy Policy service, policies may not be applied if they were in the process of being applied during the deployment.

Performance issue

When under heavy load, the anomaly detection service undergoes slowdowns and rejects connections.

Notification latency

Users report that anomaly detection emails can sometimes arrive several minutes after an anomaly is detected.

App code EventGridController.cs

Relevant portions of the app files are shown below. Line numbers are included for reference only and include a two-character prefix that denotes the specific file to which they belong.

```
EventGridController.cs
EG01  public class EventGridController : Controller
EG02  {
EG03      public static AsyncLocal<string> EventId = new AsyncLocal<string>();
EG04      public IActionResult Process([FromBody] string eventsJson
EG05  {
EG06          var events = JObject.Parse(eventsJson);
EG07
EG08          foreach (var @event in events)
EG09          {
EG10              EventId.Value = @event["id"].ToString();
EG11              if (@event["topic"].ToString().Contains("providers/Microsoft.Storage"))
EG12              {
EG13                  SendToAnomalyDetectionService(@event["data"]["url"].ToString());
EG14              }
EG15
EG16              {
EG17                  EnsureLogging(@event["subject"].ToString());
EG18              }
EG19          }
EG20          return null;
EG21      }
EG22      private void EnsureLogging(string resource)
EG23      {
EG24          . . .
EG25      }
EG26      private async Task SendToAnomalyDetectionService(string uri)
EG27      {
EG28          var content = GetLogData(uri);
EG29          var scoreRequest = new
EG30          {
EG31              Inputs = new Dictionary<string, List<Dictionary<string, string>>>>()
EG32              {
EG33                  {
EG34                      "input1",
```



```

EG35         new List<Dictionary<string, string>>()
EG36     {
EG37         new Dictionary<string, string>()
EG38     {
EG39     {
EG40         "logcontent", content
EG41     }
EG42     }
EG43     },
EG44     },
EG45     },
EG46     GlobalParameters = new Dictionary<string, string>() { }
EG47 };
EG48 var result = await (new HttpClient()).PostAsJsonAsync(".", scoreRequest);
EG49 var rawModelResult = await result.Content.ReadAsStringAsync();
EG50 var modelResult = JObject.Parse(rawModelResult);
EG51 if (modelResult["notify"].HasValues)
EG52 {
EG53     . . .
EG54 }
EG55 }
EG56 private (string name, string resourceGroup) ParseResourceId(string
resourceId)
EG57 {
EG58     . . .
EG59 }
EG60 private string GetLogData(string uri)
EG61 {
EG62     . . .
EG63 }
EG64 static string BlobStoreAccountSAS(string containerName)
EG65 {
EG66     . . .
EG67 }
EG68 }

```

LoginEvents.cs

Relevant portions of the app files are shown below. Line numbers are included for reference only and include a two-character prefix that denotes the specific file to which they belong.

LoginEvent.cs

```

LE01 public class LoginEvent
LE02 {
LE03
LE04 public string subject { get; set; }
LE05 public DateTime eventTime { get; set; }
LE06 public Dictionary<string, string> data { get; set; }
LE07 public string Serialize()
LE08 {
LE09     return JsonConvert.SerializeObject(this);
LE10 }
LE11 }

```

NEW QUESTION 76

Note: This question is part of a series of questions that present the same scenario. Each question in the series contains a unique solution that might meet the stated goals. Some question sets might have more than one correct solution, while others might not have a correct solution.

After you answer a question in this section, you will NOT be able to return to it. As a result, these questions will not appear in the review screen.

You need to ensure that authentication events are triggered and processed according to the policy.

Solution: Create separate Azure Event Grid topics and subscriptions for sign-in and sign-out events.

Does the solution meet the goal?

- A. Yes
- B. No

Answer: A

NEW QUESTION 78

Note: This question is part of a series of questions that present the same scenario. Each question in the series contains a unique solution that might meet the stated goals. Some question sets might have more than one correct solution, while others might not have a correct solution.

After you answer a question in this section, you will NOT be able to return to it. As a result, these questions will not appear in the review screen.

You need to ensure that authentication events are triggered and processed according to the policy.

Solution: Create a new Azure Event Grid subscription for all authentication that delivers messages to an Azure Event Hub. Use the subscription to process signout events.

Does the solution meet the goal?

- A. Yes
- B. No

Answer: B

NEW QUESTION 81

DRAG DROP

You need to add code at line EG15 in EventGridController.cs to ensure that the Log policy applies to all services.

How should you complete the code? To answer, drag the appropriate code segments to the correct locations. Each code segment may be used once, more than once, or not at all. You may need to drag the split bar between panes or scroll to view content.

NOTE: Each correct selection is worth one point.

Code segments	Answer Area
topic	if (
status	@event["data"] [" "] .ToString() == " "
eventType	&&
Succeeded	@event["data"] [" "] .ToString() == "Microsoft.Web/sites/write"
operationName)
resourceProvider	

- A. Mastered
- B. Not Mastered

Answer: A

Explanation:

Box 1: Status

Box 2: Succeeded

Box 3: operationName Scenario: Policy service

You develop and deploy a stateful ASP.NET Core 2.1 web application named Policy service to an Azure App Service Web App. The application reacts to events from Azure Event Grid and performs policy actions based on those events.

The application must include the Event Grid Event ID field in all Application Insights telemetry.

NEW QUESTION 86

You need to ensure that the solution can meet the scaling requirements for Policy Service. Which Azure Application Insights data model should you use?

- A. an Application Insights metric
- B. an Application Insights dependency
- C. an Application Insights trace
- D. an Application Insights event

Answer: D

NEW QUESTION 89

You need to resolve the Policy Loss issue.

What are two possible ways to achieve the goal? Each correct answer presents a complete solution.

NOTE: Each correct selection is worth one point.

- A. Add an Azure Event Hu
- B. Send the policy to the event hu
- C. Configure the Policy service to read actions from the event hub.
- D. Add an Azure Service Bus queu
- E. Send the policy to the queu
- F. Configure the Policy service to read actions from the queue.
- G. Add an Azure Queue storage queu
- H. Send the policy to the queu
- I. Configure the Policy service to read actions from the queue.
- J. Add an Azure Service Bus topi
- K. Send the policy to the topi
- L. Configure the Policy service to read actions from the topic.

Answer: BD

NEW QUESTION 92

Note: This question is part of a series of questions that present the same scenario.

Each question in the series contains a unique solution that might meet the stated goals. Some question sets might have more than one correct solution, while others might not have a correct solution.

After you answer a question in this section, you will NOT be able to return to it. As a result, these questions will not appear in the review screen.

You need to ensure that authentication events are triggered and processed according to the policy.

Solution: Ensure that signout events have a subject prefix. Create an Azure Event Grid subscription that uses the subjectBeginsWith filter.

- A. Yes
- B. No

Answer: B

NEW QUESTION 97

DRAG DROP

You need to implement telemetry for non-user actions.

How should you complete the Filter class? To answer, drag the appropriate code segments to the correct locations. Each code segment may be used once, more than once, or not at all. You may need to drag the split bar between panes or scroll to view content.

NOTE: Each correct selection is worth one point.

Code segments

/health

/status

RequestTelemetry

PageViewTelemetry

ITelemetryProcessor

ITelemetryInitializer

Answer Area

```

public class Filter : code segment
{
    private readonly code segment _next;
    public Filter(code segment next)
    {
        _next = next;
    }
    public void Process(ITelemetry item)
    {
        var x = item as code segment ;
        if (x?.Url.AbsolutePath == "code segment" )
        {
            return;
        }
        _next.Process(item);
    }
}

```

- A. Mastered
- B. Not Mastered

Answer: A

Explanation:

Code segments

/health

/status

RequestTelemetry

PageViewTelemetry

ITelemetryProcessor

ITelemetryInitializer

Answer Area

```

public class Filter : RequestTelemetry
{
    private readonly ITelemetryProcessor _next;
    public Filter(ITelemetryInitializer next)
    {
        _next = next;
    }
    public void Process(ITelemetry item)
    {
        var x = item as /status ;
        if (x?.Url.AbsolutePath == "PageViewTelemetry" )
        {
            return;
        }
        _next.Process(item);
    }
}

```

Case Study: 4

Chatbot Background

Best for You Organics Company is a global restaurant franchise that has multiple locations. The company wants to enhance user experiences and vendor integrations. The company plans to implement automated mobile ordering and delivery services.

Best For You Organics hosts an Azure web app at the URL <https://www.bestforyouorganics.com>.

Users can use the web app to browse restaurant locations, menu items, nutritional, information, and company information. The company developed and deployed a cross-platform mobile app.

Requirements

You must develop a chatbot by using the Bot Builder SDK and Language Understanding Intelligence Service (LUIS). The chatbot must allow users to order food for pickup or delivery.

The chatbot must meet the following requirements:

• Ensure that chatbot endpoint can be accessed only by the Bot Framework connector.

- ?Use natural language processing and speech recognition so that users can interact with the chatbot by using text and voice. Processing must be server- based.
- ?Alert users about promotions at local restaurants.
- ?Enable users to place an order for delivery or pickup by using their voice.
- ?Greet the user upon sign-in by displaying a graphical interface that contains action buttons.
- ?The chatbot greeting interface must match the formatting of the following example:

Welcome to the Restaurant!



John Doe

Sun, Aug 26, 2018

Welcome to Best For You Organics Company! How can we help you today?

Specials: Chicken Marsala

Order Pickup

Order Delivery

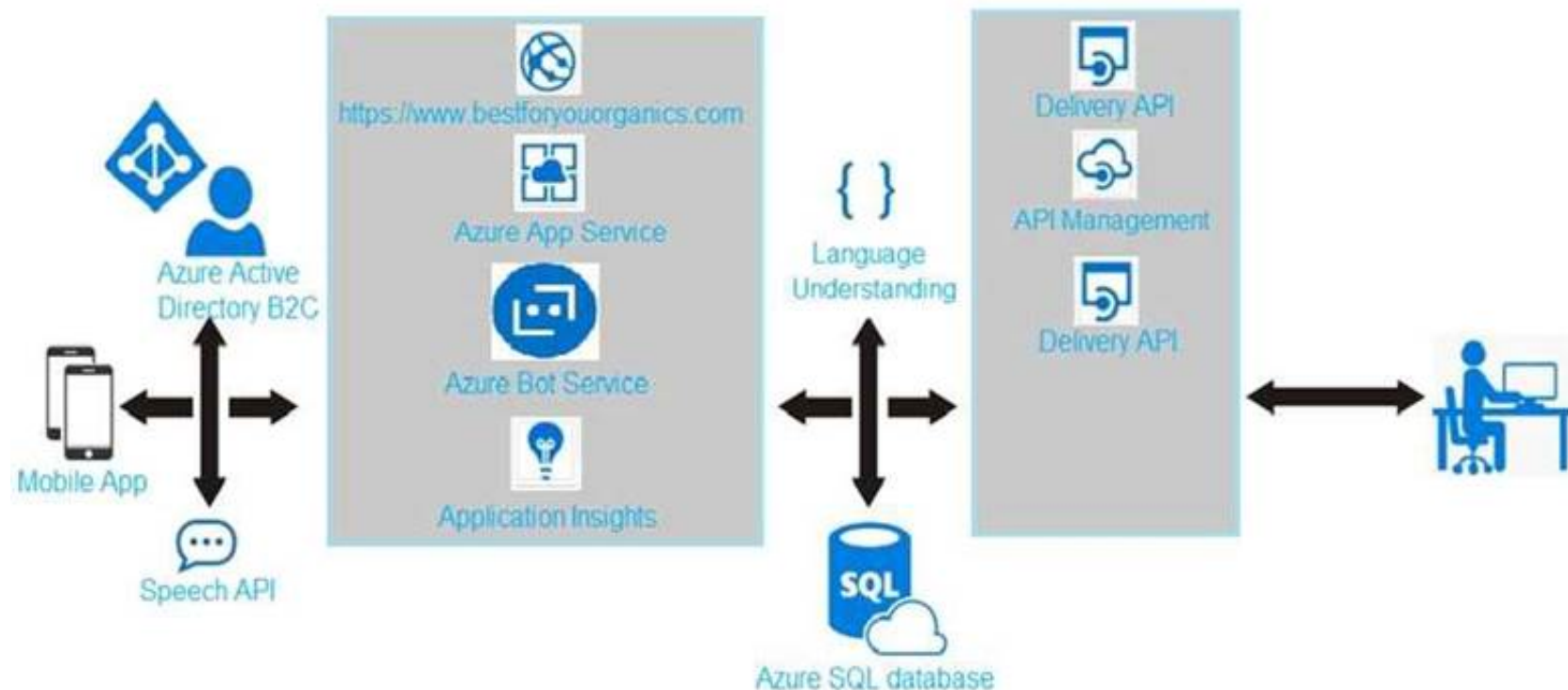
Vendor API

Vendors receive and provide updates for the restaurant inventory and delivery services by using Azure API Management hosted APIs. Each vendor uses their own subscription to access each of the APIs.

APIs must meet the following conditions:

- ?API usage must not exceed 5,000 calls and 50,000 kilobytes of bandwidth per hour per vendor.
- ?If a vendor is nearing the number of calls or bandwidth limit, the API must trigger email notifications to the vendor.
- ?APIs must prevent API usage spikes on a per-subscription basis by limiting the call rate to 100 calls per minute.
- ?The Inventory API must be written by using ASP.NET Core and Node.js.
- ?The API must be updated to provide an interface to Azure SQL Database. Database objects must be managed by using code.
- ?The Delivery API must be protected by using the OAuth 2.0 protocol with Azure Active Directory (Azure AD) when called from the Azure web app. You register the Delivery API and web app in Azure AD. You enable OAuth 2.0 in the web app.
- ?The delivery API must update the Products table, the Vendor transactions table, and the Billing table in a single transaction.

The Best For You Organics Company architecture team has created the following diagram depicting the expected deployments into Azure:



Delivery API

The Delivery API intermittently throws the following exception:

```
"System.Data.Entity.Core.EntityCommandExecutionException: An error occurred while executing the command definition. See the inner exception for details. --->System.Data.SqlClient.SqlException: A transport-level error has occurred when receiving results from the server. (provider: Session Provider, error: 19 - Physical connection is not usable)"
```

Chatbot greeting

The chatbot's greeting does not show the user's name. You need to debug the chatbot locally.

Language processing

Users report that the bot fails to understand when a customer attempts to order dishes that use Italian names.

Relevant portions of the app files are shown below. Line numbers are included for reference only and include a two-character prefix that denotes the specific file to which they belong.

Startup.cs

```
SU01 namespace DeliveryApi
SU02 {
SU03     public class Startup
SU04     {
SU05         public Startup (Iconfiguration configuration)
SU06         {
SU07             Configuration = configuration ;
SU08         }
SU09         public Iconfiguration Configuration {get ;}
SU10         public void ConfigureServices(IserviceCollection services)
SU11     {
SU12         services.AddDbContext<RestaurantsContext> (opt =>
SU13             opt.UseSqlServer (Configuration.GetSection ("ConnectionStrings") ["RestaurantsDatabase"],
SU14                 sqlServerOptionsAction: sqlOptions =>
SU15                 {
SU16                     . . . .
SU17             }))) ;
SU18         services.AddMvc()
SU19         .SetCompatibilityVersion(CompatibilityVersion.Version_2_1) ;
SU20     }
SU21     public void Configure (IapplicationBuilder app)
SU22     {
SU23         app.UseMvc() ;
SU24     }
SU25 }
SU26 }
```

NEW QUESTION 99

Note: This question is part of a series of questions that present the same scenario. Each question in the series contains a unique solution. Determine whether the solution meets the stated goals.

You need to meet the vendor notification requirement.

Solution: Update the Delivery API to send emails by using a cloud -based email service.

Does the solution meet the goal?

- A. Yes
- B. No

Answer: B

NEW QUESTION 104

You need to debug the user greeting issue. What should you use?

- A. Bot Framework Channel Inspector
- B. Bot Connector service
- C. Azure Compute Emulator
- D. Azure Application Insights
- E. Bot Framework Emulator

Answer: E

Explanation:

Scenario: The chatbot's greeting does not show the user's name. You need to debug the chatbot locally.

Debug your bot using an integrated development environment (IDE) such as Visual Studio or Visual Studio Code and the Bot Framework Emulator. You can use these methods to debug any bot locally.

References:

<https://docs.microsoft.com/en-us/azure/bot-service/bot-service-debug- bot?view=azure-bot-service-4.0>

NEW QUESTION 106

You need to update the chatbot to greet the user when they sign in.

Which two rich card formats can you use? Each correct answer presents a complete solution.

NOTE: Each correct selection is worth one point

- A. Thumbnail
- B. Adaptive
- C. Sign-in
- D. Hero
- E. Animation

Answer: AC

Explanation:

Scenario: The chatbot greeting interface must match the formatting of the following example:

Welcome to the Restaurant!



John Doe

Sun, Aug 26, 2018

Welcome to Best For You Organics Company! How can we help you today?

Specials: Chicken Marsala

Order Pickup

Order Delivery

A message exchange between user and bot can contain one or more rich cards rendered as a list or carousel. The Attachments property of the Activity object contains an array of Attachment objects that represent the rich cards and media attachments within the message.

The Bot Framework currently supports eight types of rich cards:

?Thumbnail Card. A card that typically contains a single thumbnail image, one or more buttons, and text.

?SignIn Card. A card that enables a bot to request that a user sign-in. It typically contains text and one or more buttons that the user can click to initiate the sign-in process.

Incorrect Answers:

B: Animation Card. A card that can play animated GIFs or short videos.

C Hero Card. A card that typically contains a single large image, one or more buttons, and text.

E: Adaptive Card. A customizable card that can contain any combination of text, speech, images, buttons, and input fields.

Note:

?Receipt Card. A card that enables a bot to provide a receipt to the user. It typically contains the list of items to include on the receipt, tax and total information, and other text.

?Video Card. A card that can play videos. References:

<https://docs.microsoft.com/en-us/azure/bot-service/dotnet/bot-builder-dotnet-add-rich-card-attachments?view=azure-bot-service-3.0>

NEW QUESTION 111

Note: In this section you will see one or more sets of questions with the same scenario and problem. Each question presents a unique solution to the problem, and you must determine whether the solution meets the stated goals. More than one solution might solve the problem. It is also possible that none of the solutions solve the problem.

After you answer a question in this section, you will NOT be able to return to it. As a result, these questions will not appear in the review screen.

Note: This question is part of a series of questions that present the same scenario. Each question in the series contains a unique solution. Determine whether the solution meets the stated goals.

You need to meet the vendor notification requirement.

Solution: Update the Delivery API to send emails by using a Microsoft Office 365 SMTP server.

Does the solution meet the goal?

A. Yes

B. No

Answer: B

Explanation:

Use a custom outbound Azure API Management policy. Scenario:

If a vendor is nearing the number of calls or bandwidth limit, the API must trigger email notifications to the vendor.

(API usage must not exceed 5,000 calls and 50,000 kilobytes of bandwidth per hour per vendor.)

References:

<https://docs.microsoft.com/en-us/azure/api-management/api-management-howto-policies>

NEW QUESTION 112

.....

Thank You for Trying Our Product

* 100% Pass or Money Back

All our products come with a 90-day Money Back Guarantee.

* One year free update

You can enjoy free update one year. 24x7 online support.

* Trusted by Millions

We currently serve more than 30,000,000 customers.

* Shop Securely

All transactions are protected by VeriSign!

100% Pass Your AZ-203 Exam with Our Prep Materials Via below:

<https://www.certleader.com/AZ-203-dumps.html>